



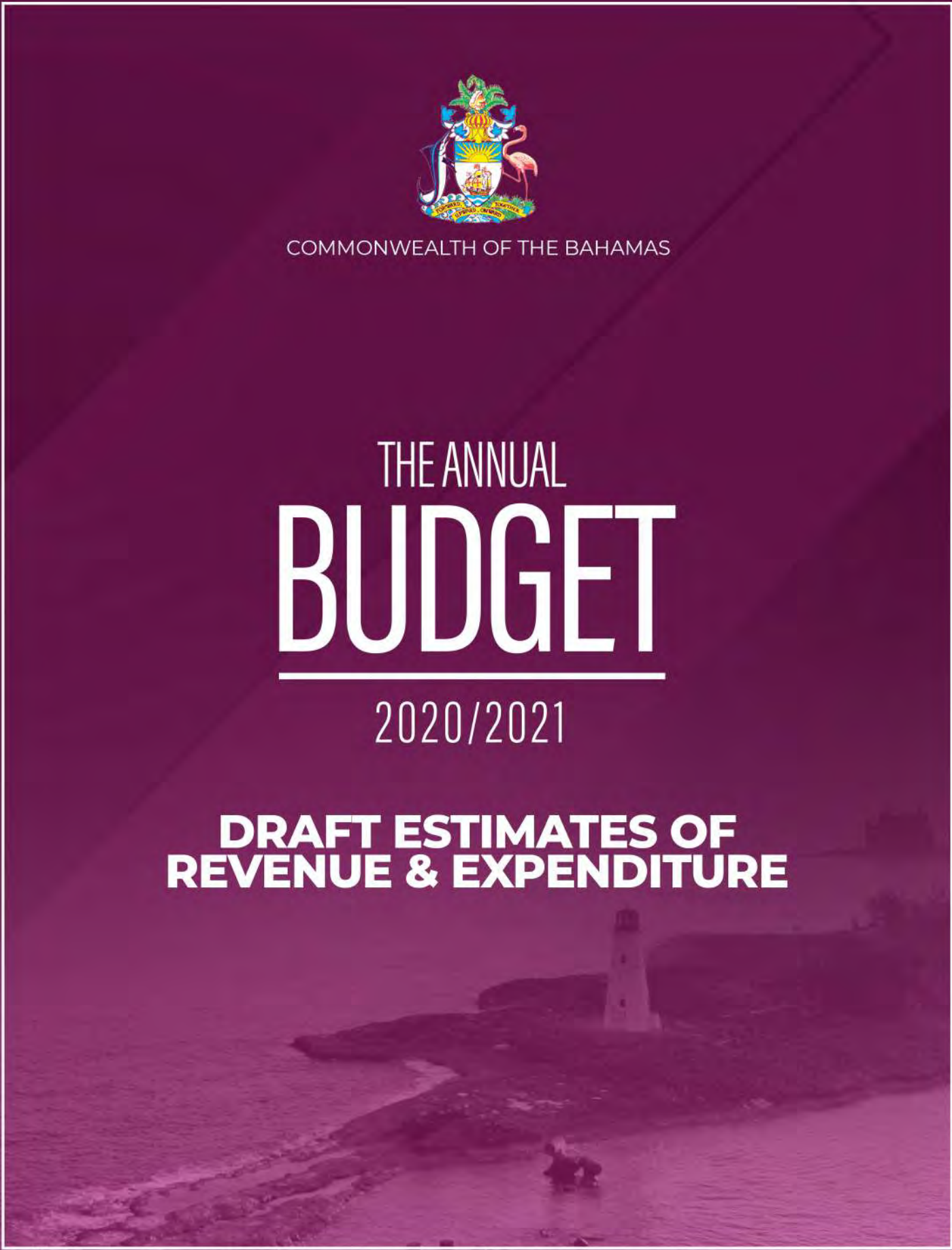
COMMONWEALTH OF THE BAHAMAS

THE ANNUAL  
**BUDGET**

---

2020/2021

**DRAFT ESTIMATES OF  
REVENUE & EXPENDITURE**



# Goals of the Ministry of Finance

---



- *Develop policies and manage resources to maximize sustainable socio-economic growth and stability*
- *Provide efficient and effective service to all stakeholders*
- *Collaborate with the private sector to improve the ease of doing business and facilitate private sector involvement in economic development*
- *Demonstrate accountability and transparency in the management of fiscal affairs*
- *Ensure appropriate financial management of ministries, departments and agencies that fall within the purview of the Ministry of Finance*
- *Retain a team of high performing professionals operating in an innovative and supportive work environment*



FOR THE INFORMATION OF ALL THOSE RESPONSIBLE FOR THE EXPENDITURE OF PUBLIC FUNDS

1. NO EXPENDITURE CAN BE INCURRED, EVEN THOUGH IT IS PROVIDED FOR IN THE ESTIMATES, EXCEPT ON THE AUTHORITY OF THE MINISTER OF FINANCE IN ACCORDANCE WITH SECTION 131 OF THE CONSTITUTION.
2. NO MONEY IS TO BE SPENT EXCEPT FOR THE PURPOSES INTENDED BY THE LEGISLATURE AND SO INDICATED IN THE TITLE OF THE HEAD AND ITEM CONCERNED.
3. IN NO CIRCUMSTANCES SHOULD ANY VOTE OR ALLOCATION BE OVEREXPENDED WITHOUT PRIOR AUTHORITY.
4. ALL PURCHASE ORDERS, WHETHER FOR MATERIALS OR SERVICES, MUST BE APPROVED BY THE APPROPRIATE AUTHORITY FOR THE HEAD FOR COMMITMENT BEFORE PLACEMENT WITH SUPPLIERS.
5. HEADS OF MINISTRIES AND DEPARTMENTS WILL RECEIVE, EVERY MONTH, A STATEMENT FROM THE TREASURY WHICH WILL SHOW THE STATUS OF EXPENDITURE AND COMMITMENTS AGAINST EACH HEAD AND ITEM. THE STATEMENTS MUST BE USED TO PLAN EXPENDITURE AND COMMITMENTS IN ORDER TO ENSURE THAT SUFFICIENT FUNDS ARE AVAILABLE TO PROVIDE THE SERVICES THROUGHOUT THE YEAR.
6. THE EXERCISE OF PROPER CONTROL OF EXPENDITURE CANNOT BE TOO STRONGLY EMPHASIZED.

KEVIN PETER TURNQUEST  
MINISTER OF FINANCE

# Fiscal Summary (B\$ Millions)



|   | 2015/16  | 2016/17  | 2017/18  | 2018/19  | 2019/20             | 2019/20   | 2020/21   | 2021/22  | 2022/23  |
|---|----------|----------|----------|----------|---------------------|-----------|-----------|----------|----------|
|   |          |          |          |          | Revised<br>Approved |           |           |          |          |
|   | Actuals  | Actuals  | Actuals  | Actuals  | Budget              | Projected | Budget    | Forecast | Forecast |
| 1. Recurrent Revenue                          | 1,989.0  | 2,070.0  | 2,040.0  | 2,426.3  | 2,393.5             | 2,090.6   | 1,760.5   | 2,236.7  | 2,556.0  |
| 2. Recurrent Expenditure                      | 2,064.0  | 2,349.0  | 2,188.6  | 2,422.2  | 2,687.6             | 2,538.8   | 2,574.1   | 2,665.9  | 2,672.7  |
| <i>of which</i> Primary Recurrent Expenditure | 1,783.0  | 2,076.0  | 1,874.6  | 2,093.8  | 2,310.5             | 2,167.3   | 2,177.2   | 2,233.9  | 2,237.2  |
| Interest Payments                             | 281.0    | 273.0    | 314.0    | 328.4    | 377.1               | 371.5     | 396.9     | 432.1    | 435.5    |
| 3. Recurrent Balance (1 - 2)                  | (75.0)   | (279.0)  | (148.6)  | 4.1      | (294.1)             | (448.2)   | (813.6)   | (429.2)  | (116.7)  |
| 4. Capital Revenue                            | -        | -        | 2.4      | -        | 2.1                 | -         | 2.0       | 2.0      | 2.0      |
| 5. Capital Expenditure                        | 235.0    | 381.0    | 268.7    | 223.4    | 385.5               | 325.5     | 515.5     | 386.2    | 252.5    |
| 6. Capital Balance (4 - 5)                    | (235.0)  | (381.0)  | (266.3)  | (223.4)  | (383.4)             | (325.5)   | (513.5)   | (384.2)  | (250.5)  |
| 7. GFS Deficit (3 + 6)                        | (310.0)  | (660.0)  | (414.9)  | (219.3)  | (677.5)             | (773.7)   | (1,327.1) | (813.4)  | (367.2)  |
| 8. GDP (Current Prices)                       | 11,845.0 | 12,044.0 | 12,287.5 | 12,544.3 | 12,739.5            | 12,055.0  | 11,481.0  | 12,058.0 | 12,780.0 |
| 9. GFS Deficit as % of GDP                    | (2.6)    | (5.5)    | (3.4)    | (1.7)    | (5.3)               | (6.4)     | (11.6)    | (6.7)    | (2.9)    |
| <b>Memo Items</b>                             |          |          |          |          |                     |           |           |          |          |
| Growth Rate (current prices)                  | 4.5      | 1.7      | 2.0      | 2.1      | 1.6                 | (5.4)     | (4.8)     | 5.0      | 6.0      |
| Growth Rate (constant prices)                 | 0.5      | 0.3      | 0.8      | 1.7      | 0.4                 | (3.3)     | (1.1)     | 4.5      | 2.5      |
| Government Debt (end-June)                    | 5,965.0  | 6,550.0  | 7,242.7  | 7,527.0  | 8,204.5             | 8,179.7   | 9,506.8   | 10,320.2 | 10,614.4 |
| Government Debt (% of GDP)                    | 50.4     | 54.4     | 58.9     | 60.0     | 64.4                | 67.9      | 82.8      | 85.6     | 83.1     |
| Recurrent Expenditure (% of GDP)              | 17.4     | 19.5     | 17.8     | 19.3     | 21.1                | 21.1      | 22.4      | 22.1     | 20.9     |
| Recurrent Revenue (% of GDP)                  | 16.8     | 17.2     | 16.6     | 19.3     | 18.8                | 17.3      | 15.3      | 18.5     | 20.0     |
| Capital Expenditure (% of GDP)                | 2.0      | 3.2      | 2.2      | 1.8      | 3.0                 | 2.7       | 4.5       | 3.2      | 2.0      |
| Primary Balance (\$M)                         | (29.0)   | (387.0)  | (100.9)  | 109.1    | (300.4)             | (402.2)   | (930.2)   | (381.4)  | 68.3     |
| Primary Balance (% of GDP)                    | (0.2)    | (3.2)    | (0.8)    | 0.9      | (2.4)               | (3.3)     | (8.1)     | (3.2)    | 0.5      |
| Primary Recurrent Expenditure (% of GDP)      | 15.1     | 17.2     | 15.3     | 16.7     | 18.1                | 18.0      | 19.0      | 18.5     | 17.5     |

## Notes:

- GDP estimates through 2018 are from the Department of Statistics; and thereafter, from the IMF World Economic Outlook and the Ministry of Finance.
- Recurrent expenditures have been adjusted to exclude sinking fund balances, as these represent investments in future financial assets and therefore do not impact the overall deficit position.

## General Note:

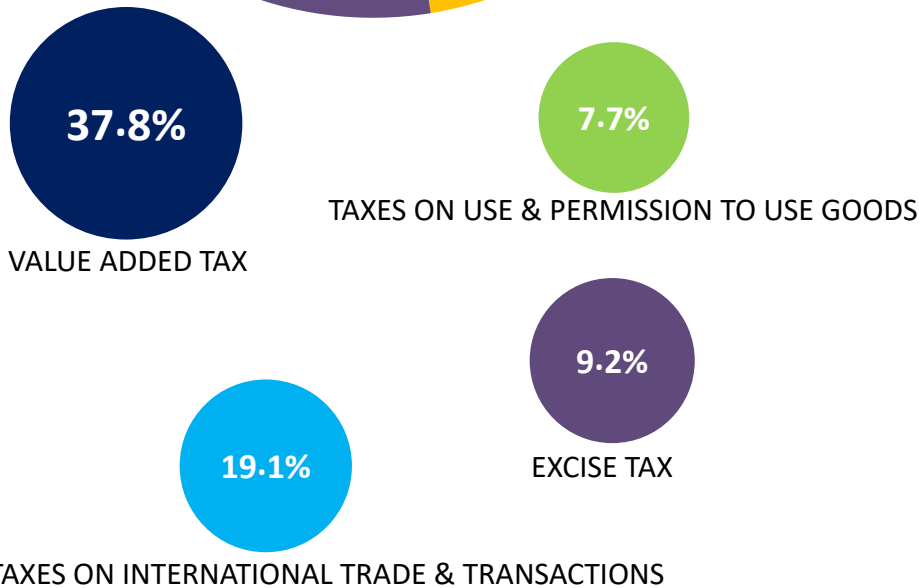
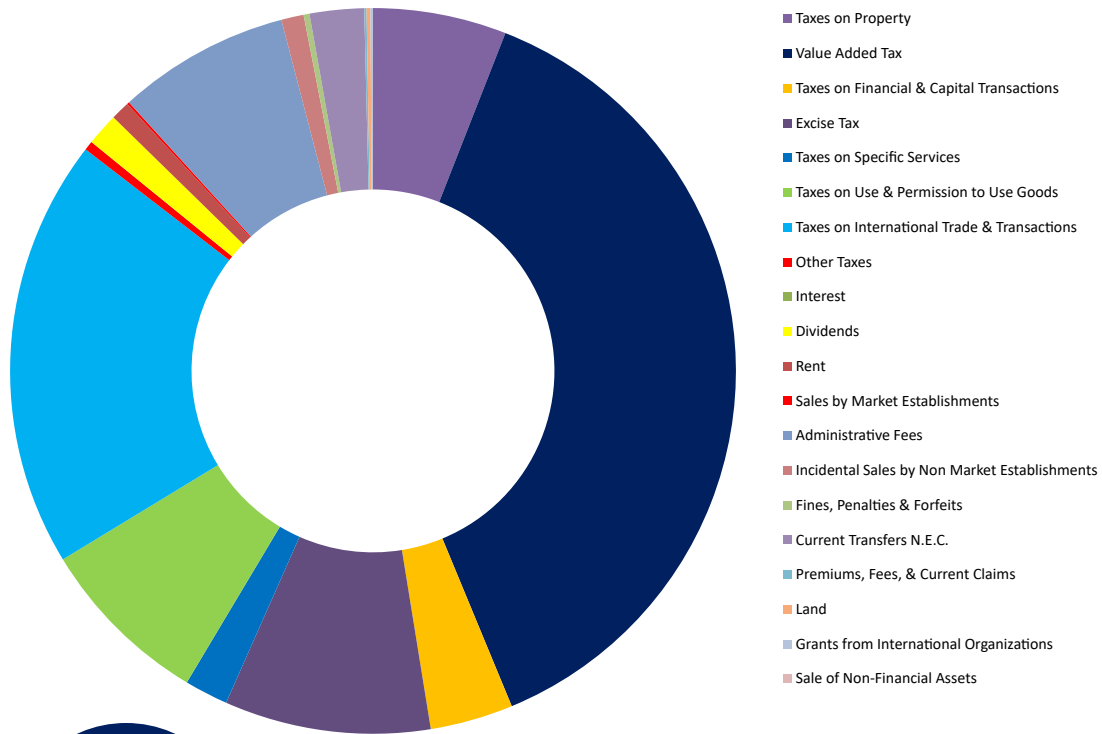
**The Revised Approved Estimates for FY2019/20, as reported in the FY2020/21 budget document, is a composite of the Approved Estimates for FY2019/20 and the Supplementary Estimates for FY2019/20 as approved by Parliament in February, 2020.**



THE ANNUAL  
**BUDGET**  
2020/2021

# ESTIMATES OF REVENUE

# Revenue Summary Graph



| GFS Block | DESCRIPTION                                   | ESTIMATES 2020 | %      |
|-----------|---|----------------|--------|
| 11300     | Taxes on Property                             | 104,812,769    | 5.9%   |
| 11411     | Value Added Tax                               | 666,318,537    | 37.8%  |
| 11414     | Taxes on Financial & Capital Transactions     | 65,185,200     | 3.7%   |
| 11420     | Excise Tax                                    | 161,809,506    | 9.2%   |
| 11440     | Taxes on Specific Services                    | 34,200,000     | 1.9%   |
| 11450     | Taxes on Use & Permission to Use Goods        | 136,364,899    | 7.7%   |
| 11500     | Taxes on International Trade & Transactions   | 337,419,710    | 19.1%  |
| 11600     | Other Taxes                                   | 7,267,207      | 0.4%   |
| 14110     | Interest                                      | -              | 0.0%   |
| 14120     | Dividends                                     | 25,559,972     | 1.5%   |
| 14150     | Rent  | 14,881,240     | 0.8%   |
| 14210     | Sales by Market Establishments                | 1,794,119      | 0.1%   |
| 14220     | Administrative Fees                           | 135,275,388    | 7.7%   |
| 14230     | Incidental Sales by Non Market Establishments | 17,610,624     | 1.0%   |
| 14300     | Fines, Penalties & Forfeits                   | 4,612,888      | 0.3%   |
| 14410     | Current Transfers N.E.C.                      | 42,623,287     | 2.4%   |
| 14510     | Premiums, Fees, & Current Claims              | 1,761,254      | 0.1%   |
| 31410     | Land  | 3,000,000      | 0.2%   |
| 13200     | Grants from International Organizations       | 2,000,000      | 0.1%   |
| 31000     | Sale of Non-Financial Assets                  | 2,000          | 0.0%   |
|           |   | 1,762,498,600  | 100.0% |

# REVENUE SUMMARY



| ITEM NO.               | TITLE OF ITEM                                | PROVISIONAL ACTUAL REVENUE | REVENUE (PROVISIONAL) | REVISED FORECAST REVENUE | FORECASTED REVENUE   | PRELIMINARY FORECASTED REVENUE | PRELIMINARY FORECASTED REVENUE |
|------------------------|--|----------------------------|-----------------------|--------------------------|----------------------|--------------------------------|--------------------------------|
|                        |  |                            | JULY - MARCH          |                          |                      |                                |                                |
|                        |  | 2018/2019<br>\$            | 2019/2020<br>\$       | 2019/2020<br>\$          | 2020/2021<br>\$      | 2021/2022<br>\$                | 2022/2023<br>\$                |
| <b>TAX REVENUE</b>     |  |                            |                       |                          |                      |                                |                                |
| 11300RR                | Taxes on Property                            | 109,296,189                | 85,036,776            | 113,554,681              | 104,812,769          | 123,561,696                    | 162,863,768                    |
| 11411RR                | Value Added Tax                              | 896,569,965                | 738,878,569           | 973,256,382              | 666,318,537          | 830,193,497                    | 890,798,285                    |
| 11414RR                | Taxes on Financial & Capital Transactions    | 225,338,085                | 45,988,724            | 101,518,744              | 65,185,200           | 88,991,818                     | 108,885,486                    |
| 11420RR                | Excise Tax                                   | 241,905,612                | 208,973,295           | 254,816,115              | 161,809,506          | 252,173,506                    | 288,686,116                    |
| 11440RR                | Taxes on Specific Services                   | 39,773,080                 | 30,780,270            | 36,189,588               | 34,200,000           | 41,831,000                     | 52,531,000                     |
| 11450RR                | Taxes on Use & Permission to Use Goods       | 230,776,145                | 124,356,833           | 181,046,721              | 136,364,899          | 191,607,757                    | 211,038,107                    |
| 11500RR                | Taxes on International Trade & Transactions  | 444,915,765                | 312,335,880           | 436,376,196              | 337,419,710          | 442,434,822                    | 534,260,526                    |
| 11600RR                | Other Taxes                                  | 10,123,066                 | 5,896,457             | 10,383,165               | 7,267,207            | 7,341,149                      | 9,068,163                      |
|                        | <b>SUB-TOTAL:</b>                            | <b>2,198,697,907</b>       | <b>1,552,246,804</b>  | <b>2,107,141,592</b>     | <b>1,513,377,828</b> | <b>1,978,135,245</b>           | <b>2,258,131,451</b>           |
| <b>NON-TAX REVENUE</b> |  |                            |                       |                          |                      |                                |                                |
| 14110RR                | Interest                                     | 0                          | 189,039               | 0                        | 0                    | 0                              | 0                              |
| 14120RR                | Dividends                                    | 5,380,000                  | 5,984,940             | 24,612,028               | 25,559,972           | 28,165,629                     | 31,768,502                     |
| 14150RR                | Rent   | 14,210,303                 | 15,171,585            | 14,845,077               | 14,881,240           | 15,015,667                     | 15,790,212                     |
| 14210RR                | Sales by Market Establishments               | 3,279,113                  | 1,969,763             | 1,416,060                | 1,794,119            | 1,928,987                      | 2,207,051                      |
| 14220RR                | Administrative Fees                          | 175,107,477                | 112,708,556           | 185,769,299              | 135,275,388          | 140,998,044                    | 170,017,096                    |
| 14230RR                | Incidental Sales by Nonmarket Establishments | 17,614,122                 | 12,498,493            | 19,341,709               | 17,610,624           | 18,479,898                     | 21,539,008                     |
| 14300RR                | Fines, Penalties & Forfeits                  | 6,687,368                  | 2,958,130             | 6,084,700                | 4,612,888            | 4,841,404                      | 5,072,950                      |
| 14410RR                | Current Transfers N.E.C.                     | 189,726                    | 39,424,577            | 28,154,753               | 42,623,287           | 44,006,102                     | 46,006,683                     |
| 14510RR                | Premiums, Fees & Current Claims              | 2,440,657                  | 15,384,321            | 2,518,974                | 1,761,254            | 2,127,024                      | 2,496,972                      |
| 31410RR                | Land   | 2,666,627                  | 67,205                | 3,564,408                | 3,000,000            | 3,000,000                      | 3,000,000                      |
|                        | <b>SUB-TOTAL:</b>                            | <b>227,575,393</b>         | <b>206,356,609</b>    | <b>286,307,008</b>       | <b>247,118,772</b>   | <b>258,562,755</b>             | <b>297,898,474</b>             |
|                        | <b>TOTAL TAX &amp; NON-TAX REVENUE</b>       | <b>2,426,273,300</b>       | <b>1,758,603,413</b>  | <b>2,393,448,600</b>     | <b>1,760,496,600</b> | <b>2,236,698,000</b>           | <b>2,556,029,925</b>           |
| <b>CAPITAL REVENUE</b> |  |                            |                       |                          |                      |                                |                                |
| 13200RR                | Grants From International Organizations      | 0                          | 100,000               | 2,120,501                | 2,000,000            | 2,000,000                      | 2,000,000                      |
| 31000RR                | Sale of Non-Financial Assets                 | 45,200                     | 6,111                 | 2,000                    | 2,000                | 2,000                          | 2,000                          |
|                        | <b>SUB-TOTAL:</b>                            | <b>45,200</b>              | <b>106,111</b>        | <b>2,122,501</b>         | <b>2,002,000</b>     | <b>2,002,000</b>               | <b>2,002,000</b>               |
|                        | <b>GRAND TOTAL ALL REVENUE</b>               | <b>2,426,318,500</b>       | <b>1,758,709,524</b>  | <b>2,395,571,101</b>     | <b>1,762,498,600</b> | <b>2,238,700,000</b>           | <b>2,558,031,925</b>           |
| 33000RR                | Proceeds From Borrowings                     | 1,094,137,790              | 784,785,537           | 1,352,783,064            | 2,073,721,600        | 1,299,281,340                  | 985,706,105                    |



# [GFS 1130] Taxes on Property



| ITEM NO.   | TITLE OF ITEM                          | PROVISIONAL        | REVENUE           | REVISED            | FORECASTED         | PRELIMINARY        | PRELIMINARY        |
|------------|--|--------------------|-------------------|--------------------|--------------------|--------------------|--------------------|
|            |  | ACTUAL             | (PROVISIONAL)     | FORECAST           | FORECASTED         | FORECASTED         | FORECASTED         |
|            |  | REVENUE            |                   | REVENUE            | REVENUE            | REVENUE            | REVENUE            |
|            |  | JULY - MARCH       |                   |                    |                    |                    |                    |
|            |  | 2018/2019          | 2019/2020         | 2019/2020          | 2020/2021          | 2021/2022          | 2022/2023          |
|            |  | \$                 | \$                | \$                 | \$                 | \$                 | \$                 |
| <b>014</b> | <b>OFFICE OF THE PRIME MINISTER</b>    |                    |                   |                    |                    |                    |                    |
| 1131010    | Time Sharing Occupancy Fee             | 44,225             | 6,075             | 54,843             | 56,890             | 59,083             | 61,083             |
|            | <b>SUB-TOTAL:</b>                      | <b>44,225</b>      | <b>6,075</b>      | <b>54,843</b>      | <b>56,890</b>      | <b>59,083</b>      | <b>61,083</b>      |
| <b>028</b> | <b>DEPARTMENT OF INLAND REVENUE</b>    |                    |                   |                    |                    |                    |                    |
| 1131001    | Commercial Property Tax                | 32,650,486         | 29,255,121        | 39,415,924         | 35,491,670         | 40,633,672         | 53,000,000         |
| 1131004    | Owner Occupied Property Tax            | 30,909,415         | 26,531,178        | 20,749,225         | 20,444,214         | 26,269,570         | 31,904,128         |
| 1131005    | Residential Properties                 | 14,922,277         | 9,773,048         | 19,140,188         | 15,787,807         | 22,000,000         | 37,343,002         |
| 1131008    | Foreign Owned Undeveloped Property Tax | 30,769,786         | 19,471,354        | 34,194,501         | 33,032,188         | 34,599,371         | 40,555,555         |
|            | <b>SUB-TOTAL:</b>                      | <b>109,251,964</b> | <b>85,030,701</b> | <b>113,499,838</b> | <b>104,755,879</b> | <b>123,502,613</b> | <b>162,802,685</b> |
|            | <b>Taxes on Property TOTAL</b>         | <b>109,296,189</b> | <b>85,036,776</b> | <b>113,554,681</b> | <b>104,812,769</b> | <b>123,561,696</b> | <b>162,863,768</b> |

# [GFS 1141] General Taxes on Goods & Services



| ITEM NO.   | TITLE OF ITEM  | PROVISIONAL ACTUAL REVENUE | REVENUE (PROVISIONAL) | REVISED FORECAST REVENUE | FORECASTED REVENUE | PRELIMINARY FORECASTED REVENUE | PRELIMINARY FORECASTED REVENUE |
|------------|--|----------------------------|-----------------------|--------------------------|--------------------|--------------------------------|--------------------------------|
|            |  |                            | JULY - MARCH          |                          |                    |                                |                                |
|            |  | 2018/2019<br>\$            | 2019/2020<br>\$       | 2019/2020<br>\$          | 2020/2021<br>\$    | 2021/2022<br>\$                | 2022/2023<br>\$                |
| <b>006</b> | <b>CABINET OFFICE</b>  |                            |                       |                          |                    |                                |                                |
| 1141101    | Value Added Tax  | 5,484                      | 4,392                 | 6,743                    | 6,996              | 7,265                          | 7,465                          |
|            | <b>SUB-TOTAL:</b>  | <b>5,484</b>               | <b>4,392</b>          | <b>6,743</b>             | <b>6,996</b>       | <b>7,265</b>                   | <b>7,465</b>                   |
| <b>008</b> | <b>OFFICE OF THE JUDICIAL (SUPREME AND MAGISTRATES COURTS)</b> |                            |                       |                          |                    |                                |                                |
| 1141101    | Value Added Tax  | 42,955                     | 334                   | 57,493                   | 59,639             | 61,938                         | 62,138                         |
|            | <b>SUB-TOTAL:</b>  | <b>42,955</b>              | <b>334</b>            | <b>57,493</b>            | <b>59,639</b>      | <b>61,938</b>                  | <b>62,138</b>                  |
| <b>020</b> | <b>DEPARTMENT OF LANDS &amp; SURVEYS</b>                       |                            |                       |                          |                    |                                |                                |
| 1141101    | Value Added Tax  | 218,425                    | 668,442               | 291,228                  | 302,097            | 313,742                        | 313,942                        |
|            | <b>SUB-TOTAL:</b>  | <b>218,425</b>             | <b>668,442</b>        | <b>291,228</b>           | <b>302,097</b>     | <b>313,742</b>                 | <b>313,942</b>                 |
| <b>021</b> | <b>MINISTRY OF FINANCE</b>                                     |                            |                       |                          |                    |                                |                                |
| 1141101    | Value Added Tax  | -65,357                    | 0                     | 5,545                    | 5,752              | 5,974                          | 5,974                          |
|            | <b>SUB-TOTAL:</b>  | <b>-65,357</b>             | <b>0</b>              | <b>5,545</b>             | <b>5,752</b>       | <b>5,974</b>                   | <b>5,974</b>                   |
| <b>022</b> | <b>TREASURY DEPARTMENT</b>                                     |                            |                       |                          |                    |                                |                                |
| 1141101    | Value Added Tax  | 33,521                     | 22,360                | 39,374                   | 29,350             | 30,644                         | 31,644                         |
| 1141410    | Stamp Tax Bank   | 41,454,242                 | 22,199,207            | 47,557,210               | 30,600,000         | 40,000,000                     | 46,000,000                     |
| 1141411    | Stamp Tax - Withdrawal Slips                                   | 13,657,538                 | 4,399,447             | 12,761,950               | 5,500,000          | 10,555,000                     | 15,555,000                     |
| 1141412    | Stamp Tax - Cheques, Bank Receipts                             | 15,801,865                 | 15,394,763            | 20,832,410               | 20,000,000         | 25,200,000                     | 30,200,000                     |
| 1141413    | Stamp Tax - Mortgages  | 16,290,052                 | 2,866,903             | 19,886,588               | 8,713,200          | 12,858,098                     | 16,750,332                     |
| 1141414    | Stamp Tax - Instruments & Bonds                                | 382,712                    | 289,628               | 480,586                  | 372,000            | 378,720                        | 380,154                        |
| 1141420    | Realty Transactions under \$20,000                             | 21,759                     | 0                     | 0                        | 0                  | 0                              | 0                              |
| 1141421    | Realty Transactions between \$20,001-50,000                    | 15,194                     | 500                   | 0                        | 0                  | 0                              | 0                              |
| 1141422    | Realty Transactions between \$50,001-100,000                   | 26,479                     | 1,250                 | 0                        | 0                  | 0                              | 0                              |
| 1141423    | Realty Transactions between \$100,001-250,000                  | 127,770                    | 0                     | 0                        | 0                  | 0                              | 0                              |
| 1141424    | Realty Transactions over \$250,000                             | 412,299                    | 755,000               | 0                        | 0                  | 0                              | 0                              |
| 1141425    | Realty Transactions \$100,000 and under                        | 2,528,839                  | 525                   | 0                        | 0                  | 0                              | 0                              |
| 1141426    | Realty Transactions in excess of \$100,000                     | 134,470,612                | 71,500                | 0                        | 0                  | 0                              | 0                              |
| 1141427    | Marina Lease/Sub Lease Under \$20,000                          | 12,500                     | 0                     | 0                        | 0                  | 0                              | 0                              |
| 1141433    | Marina Lease/Sublease \$100,000 and under                      | 41,874                     | 0                     | 0                        | 0                  | 0                              | 0                              |
| 1141434    | Marina Lease/Sublease in excess of \$100,000                   | 94,350                     | 10,000                | 0                        | 0                  | 0                              | 0                              |
|            | <b>SUB-TOTAL:</b>  | <b>225,371,606</b>         | <b>46,011,083</b>     | <b>101,558,118</b>       | <b>65,214,550</b>  | <b>89,022,462</b>              | <b>108,917,130</b>             |
| <b>023</b> | <b>CUSTOMS DEPARTMENT</b>                                      |                            |                       |                          |                    |                                |                                |
| 1141101    | Value Added Tax  | 422,587,412                | 274,210,994           | 341,968,745              | 257,359,369        | 280,726,428                    | 310,094,396                    |
|            | <b>SUB-TOTAL:</b>  | <b>422,587,412</b>         | <b>274,210,994</b>    | <b>341,968,745</b>       | <b>257,359,369</b> | <b>280,726,428</b>             | <b>310,094,396</b>             |
| <b>028</b> | <b>DEPARTMENT OF INLAND REVENUE</b>                            |                            |                       |                          |                    |                                |                                |
| 1141101    | Value Added Tax  | 473,154,553                | 463,664,280           | 630,314,047              | 408,000,000        | 548,464,906                    | 579,668,894                    |
|            | <b>SUB-TOTAL:</b>  | <b>473,154,553</b>         | <b>463,664,280</b>    | <b>630,314,047</b>       | <b>408,000,000</b> | <b>548,464,906</b>             | <b>579,668,894</b>             |
| <b>033</b> | <b>MINISTRY OF PUBLIC WORKS</b>                                |                            |                       |                          |                    |                                |                                |
| 1141101    | Value Added Tax  | 144,778                    | 75,679                | 147,121                  | 254,567            | 265,561                        | 270,872                        |
|            | <b>SUB-TOTAL:</b>  | <b>144,778</b>             | <b>75,679</b>         | <b>147,121</b>           | <b>254,567</b>     | <b>265,561</b>                 | <b>270,872</b>                 |
| <b>037</b> | <b>DEPARTMENT OF ARCHIVES</b>                                  |                            |                       |                          |                    |                                |                                |
| 1141101    | Value Added Tax  | 1,777                      | 1,062                 | 2,186                    | 1,920              | 1,932                          | 1,980                          |
|            | <b>SUB-TOTAL:</b>  | <b>1,777</b>               | <b>1,062</b>          | <b>2,186</b>             | <b>1,920</b>       | <b>1,932</b>                   | <b>1,980</b>                   |

# [GFS 1141] General Taxes on Goods & Services



| ITEM NO.   | TITLE OF ITEM   | PROVISIONAL          | REVENUE            | REVISED              | FORECASTED         | PRELIMINARY        | PRELIMINARY        |
|------------|---|----------------------|--------------------|----------------------|--------------------|--------------------|--------------------|
|            |   | ACTUAL               | (PROVISIONAL)      | FORECAST             | FORECASTED         | FORECASTED         | FORECASTED         |
|            |   | REVENUE              | JULY - MARCH       | REVENUE              | REVENUE            | REVENUE            | REVENUE            |
|            |   | 2018/2019            | 2019/2020          | 2019/2020            | 2020/2021          | 2021/2022          | 2022/2023          |
|            |   | \$                   | \$                 | \$                   | \$                 | \$                 | \$                 |
| <b>038</b> | <b>MINISTRY OF EDUCATION</b>                          |                      |                    |                      |                    |                    |                    |
| 1141101    | Value Added Tax                                       | 72,028               | 0                  | 96,407               | 0                  | 0                  | 0                  |
|            | <b>SUB-TOTAL:</b>                                     | <b>72,028</b>        | <b>0</b>           | <b>96,407</b>        | <b>0</b>           | <b>0</b>           | <b>0</b>           |
| <b>051</b> | <b>POST OFFICE DEPARTMENT</b>                         |                      |                    |                      |                    |                    |                    |
| 1141101    | Value Added Tax                                       | 121,208              | 136,032            | 55,753               | 50,178             | 52,965             | 64,116             |
|            | <b>SUB-TOTAL:</b>                                     | <b>121,208</b>       | <b>136,032</b>     | <b>55,753</b>        | <b>50,178</b>      | <b>52,965</b>      | <b>64,116</b>      |
| <b>052</b> | <b>DEPARTMENT OF CIVIL AVIATION</b>                   |                      |                    |                      |                    |                    |                    |
| 1141101    | Value Added Tax                                       | 94                   | 0                  | 1,500                | 1,561              | 1,615              | 1,615              |
|            | <b>SUB-TOTAL:</b>                                     | <b>94</b>            | <b>0</b>           | <b>1,500</b>         | <b>1,561</b>       | <b>1,615</b>       | <b>1,615</b>       |
| <b>053</b> | <b>PORT DEPARTMENT</b>                                |                      |                    |                      |                    |                    |                    |
| 1141101    | Value Added Tax                                       | 200,508              | 70,280             | 202,379              | 209,931            | 220,427            | 231,449            |
|            | <b>SUB-TOTAL:</b>                                     | <b>200,508</b>       | <b>70,280</b>      | <b>202,379</b>       | <b>209,931</b>     | <b>220,427</b>     | <b>231,449</b>     |
| <b>054</b> | <b>DEPARTMENT OF ROAD TRAFFIC</b>                     |                      |                    |                      |                    |                    |                    |
| 1141101    | Value Added Tax                                       | 0                    | 0                  | 12,963               | 0                  | 0                  | 0                  |
|            | <b>SUB-TOTAL:</b>                                     | <b>0</b>             | <b>0</b>           | <b>12,963</b>        | <b>0</b>           | <b>0</b>           | <b>0</b>           |
| <b>056</b> | <b>MINISTRY OF AGRICULTURE &amp; MARINE RESOURCES</b> |                      |                    |                      |                    |                    |                    |
| 1141101    | Value Added Tax                                       | 20,424               | 5,540              | 22,109               | 12,200             | 13,500             | 14,500             |
|            | <b>SUB-TOTAL:</b>                                     | <b>20,424</b>        | <b>5,540</b>       | <b>22,109</b>        | <b>12,200</b>      | <b>13,500</b>      | <b>14,500</b>      |
| <b>057</b> | <b>DEPARTMENT OF AGRICULTURE</b>                      |                      |                    |                      |                    |                    |                    |
| 1141101    | Value Added Tax                                       | 19,915               | 12,774             | 22,104               | 15,650             | 16,600             | 17,900             |
|            | <b>SUB-TOTAL:</b>                                     | <b>19,915</b>        | <b>12,774</b>      | <b>22,104</b>        | <b>15,650</b>      | <b>16,600</b>      | <b>17,900</b>      |
| <b>058</b> | <b>DEPARTMENT OF MARINE RESOURCES</b>                 |                      |                    |                      |                    |                    |                    |
| 1141101    | Value Added Tax                                       | 12,240               | 6,401              | 10,685               | 9,327              | 10,000             | 11,400             |
|            | <b>SUB-TOTAL:</b>                                     | <b>12,240</b>        | <b>6,401</b>       | <b>10,685</b>        | <b>9,327</b>       | <b>10,000</b>      | <b>11,400</b>      |
|            | <b>General Taxes on Goods &amp; Services TOTAL</b>    | <b>1,121,908,050</b> | <b>784,867,293</b> | <b>1,074,775,126</b> | <b>731,503,737</b> | <b>919,185,315</b> | <b>999,683,771</b> |

# [GFS 1142] Excise Tax



| ITEM NO.   | TITLE OF ITEM             | PROVISIONAL        | REVENUE            | REVISED            | FORECASTED         | PRELIMINARY        | PRELIMINARY        |
|------------|---------------------------|--------------------|--------------------|--------------------|--------------------|--------------------|--------------------|
|            |                           | ACTUAL             | (PROVISIONAL)      | FORECAST           | REVENUE            | FORECASTED         | FORECASTED         |
|            |                           | REVENUE            | JULY - MARCH       | REVENUE            | REVENUE            | REVENUE            | REVENUE            |
|            |                           | 2018/2019          | 2019/2020          | 2019/2020          | 2020/2021          | 2021/2022          | 2022/2023          |
|            |                           | \$                 | \$                 | \$                 | \$                 | \$                 | \$                 |
| <b>023</b> | <b>CUSTOMS DEPARTMENT</b> |                    |                    |                    |                    |                    |                    |
| 1142001    | Excise Tax                | 240,620,779        | 207,974,221        | 253,486,744        | 160,813,749        | 251,127,961        | 287,590,783        |
| 1142002    | Fuel Surcharge - Gasoline | 782,686            | 595,399            | 845,393            | 650,000            | 682,500            | 715,000            |
| 1142003    | Fuel Surcharge - Diesel   | 371,829            | 313,866            | 350,735            | 245,155            | 257,413            | 269,671            |
| 1142004    | Fuel Surcharge - Propane  | 130,318            | 89,808             | 133,243            | 100,602            | 105,632            | 110,662            |
|            | <b>SUB-TOTAL:</b>         | <b>241,905,612</b> | <b>208,973,294</b> | <b>254,816,115</b> | <b>161,809,506</b> | <b>252,173,506</b> | <b>288,686,116</b> |
|            | <b>Excise Tax TOTAL</b>   | <b>241,905,612</b> | <b>208,973,294</b> | <b>254,816,115</b> | <b>161,809,506</b> | <b>252,173,506</b> | <b>288,686,116</b> |

# [GFS 1144] Taxes on Specific Services



| ITEM NO.   | TITLE OF ITEM                           | PROVISIONAL       | REVENUE           | REVISED           | FORECASTED        | PRELIMINARY       | PRELIMINARY       |
|------------|---|-------------------|-------------------|-------------------|-------------------|-------------------|-------------------|
|            |   | ACTUAL            | (PROVISIONAL)     | FORECAST          | REVENUE           | FORECASTED        | FORECASTED        |
|            |   | REVENUE           |                   | REVENUE           | REVENUE           | REVENUE           | REVENUE           |
|            |   | JULY - MARCH      |                   |                   |                   |                   |                   |
|            |   | 2018/2019         | 2019/2020         | 2019/2020         | 2020/2021         | 2021/2022         | 2022/2023         |
|            |   | \$                | \$                | \$                | \$                | \$                | \$                |
| <b>022</b> | <b>TREASURY DEPARTMENT</b>              |                   |                   |                   |                   |                   |                   |
| 1144101    | Casino Tax                              | 20,599,901        | 12,297,053        | 20,096,613        | 11,100,000        | 18,500,000        | 19,200,000        |
| 1144105    | Gaming House Taxes                      | 19,173,179        | 18,483,217        | 16,092,975        | 23,100,000        | 23,331,000        | 33,331,000        |
|            | <b>SUB-TOTAL:</b>                       | <b>39,773,080</b> | <b>30,780,270</b> | <b>36,189,588</b> | <b>34,200,000</b> | <b>41,831,000</b> | <b>52,531,000</b> |
|            | <b>Taxes on Specific Services TOTAL</b> | <b>39,773,080</b> | <b>30,780,270</b> | <b>36,189,588</b> | <b>34,200,000</b> | <b>41,831,000</b> | <b>52,531,000</b> |

# [GFS 1145] Taxes on Use & Permission to Use Goods



| ITEM NO.   | TITLE OF ITEM   | PROVISIONAL ACTUAL REVENUE | REVENUE (PROVISIONAL) | REVISED FORECAST REVENUE | FORECASTED REVENUE | PRELIMINARY FORECASTED REVENUE | PRELIMINARY FORECASTED REVENUE |
|------------|---|----------------------------|-----------------------|--------------------------|--------------------|--------------------------------|--------------------------------|
|            |   |                            | JULY - MARCH          |                          |                    |                                |                                |
|            |   | 2018/2019<br>\$            | 2019/2020<br>\$       | 2019/2020<br>\$          | 2020/2021<br>\$    | 2021/2022<br>\$                | 2022/2023<br>\$                |
| <b>007</b> | <b>OFFICE OF THE ATTORNEY GENERAL AND MINISTRY OF LEGAL AFFAIRS</b> |                            |                       |                          |                    |                                |                                |
| 1145220    | Notary Public Fees  | 39,000                     | 21,500                | 51,195                   | 53,107             | 54,154                         | 55,822                         |
|            | <b>SUB-TOTAL:</b>   | <b>39,000</b>              | <b>21,500</b>         | <b>51,195</b>            | <b>53,107</b>      | <b>54,154</b>                  | <b>55,822</b>                  |
| <b>010</b> | <b>REGISTRAR GENERAL'S DEPARTMENT</b>                               |                            |                       |                          |                    |                                |                                |
| 1145210    | Foreign Company Registration  | 103,842                    | 54,388                | 123,840                  | 61,367             | 67,504                         | 74,254                         |
| 1145211    | Foreign Company Annual Fees   | 672,641                    | 519,820               | 799,695                  | 512,000            | 563,200                        | 619,520                        |
| 1145212    | Bahamian Company Registration                                       | 356,390                    | 233,393               | 396,681                  | 224,834            | 247,317                        | 272,050                        |
| 1145213    | Bahamian Company Annual Fees  | 4,479,306                  | 3,709,256             | 5,417,905                | 4,064,926          | 4,471,419                      | 4,918,561                      |
| 1145215    | IBC Registration Fees   | 502,008                    | 415,022               | 488,877                  | 434,439            | 477,883                        | 525,671                        |
| 1145216    | IBC Continuation Fees   | 805,966                    | 368,592               | 980,339                  | 396,443            | 436,087                        | 479,696                        |
| 1145217    | IBC Annual Fees   | 12,729,737                 | 8,714,625             | 16,398,522               | 9,627,805          | 10,590,585                     | 12,649,644                     |
| 1145218    | Foundation Fees (Documents)   | 175,263                    | 102,075               | 222,839                  | 111,952            | 123,147                        | 135,462                        |
| 1145219    | Segregated Accounts   | 269,075                    | 229,152               | 344,204                  | 282,529            | 205,155                        | 225,671                        |
| 1145250    | Executive Entities Registration                                     | 475                        | 7,225                 | 636                      | 7,947              | 8,741                          | 9,615                          |
| 1145251    | Executive Entities Fees   | 53,552                     | 33,675                | 67,359                   | 37,042             | 40,746                         | 44,821                         |
| 1145252    | Investment Condominiums   | 19,275                     | 600                   | 25,799                   | 700                | 850                            | 1,000                          |
| 1145253    | Name Reservation  | 124,525                    | 77,500                | 143,850                  | 90,695             | 99,764                         | 109,740                        |
| 1145254    | Extended Name Reservation   | 3,000                      | 900                   | 3,294                    | 3,416              | 3,547                          | 3,547                          |
|            | <b>SUB-TOTAL:</b>   | <b>20,295,055</b>          | <b>14,466,223</b>     | <b>25,413,840</b>        | <b>15,856,095</b>  | <b>17,335,945</b>              | <b>20,069,252</b>              |
| <b>013</b> | <b>MINISTRY OF FOREIGN AFFAIRS</b>                                  |                            |                       |                          |                    |                                |                                |
| 1145220    | Notary Public Fees  | 1,301,551                  | 1,190,067             | 1,448,541                | 1,686,525          | 1,686,825                      | 1,687,925                      |
|            | <b>SUB-TOTAL:</b>   | <b>1,301,551</b>           | <b>1,190,067</b>      | <b>1,448,541</b>         | <b>1,686,525</b>   | <b>1,686,825</b>               | <b>1,687,925</b>               |
| <b>014</b> | <b>OFFICE OF THE PRIME MINISTER</b>                                 |                            |                       |                          |                    |                                |                                |
| 1145261    | Managing Agent Licence  | 375                        | 25                    | 501                      | 521                | 541                            | 541                            |
|            | <b>SUB-TOTAL:</b>   | <b>375</b>                 | <b>25</b>             | <b>501</b>               | <b>521</b>         | <b>541</b>                     | <b>541</b>                     |
| <b>020</b> | <b>DEPARTMENT OF LANDS &amp; SURVEYS</b>                            |                            |                       |                          |                    |                                |                                |
| 1145223    | Land and Surveys Licence  | 6,270                      | 2,397                 | 7,750                    | 8,038              | 8,348                          | 8,348                          |
|            | <b>SUB-TOTAL:</b>   | <b>6,270</b>               | <b>2,397</b>          | <b>7,750</b>             | <b>8,038</b>       | <b>8,348</b>                   | <b>8,348</b>                   |
| <b>022</b> | <b>TREASURY DEPARTMENT</b>  |                            |                       |                          |                    |                                |                                |
| 1145224    | Auctioneer's Licence  | 0                          | 0                     | 0                        | 40                 | 40                             | 40                             |
| 1145225    | Veterinary Licence  | 48                         | 16                    | 64                       | 20                 | 20                             | 20                             |
| 1145226    | Dog Licence   | 4,305                      | 1,234                 | 2,520                    | 1,600              | 1,616                          | 2,656                          |
| 1145273    | Communication Levy  | 8,025,876                  | 298,991               | 3,159,781                | 6,392,400          | 6,396,824                      | 7,396,824                      |
| 1145240    | Bank and Trust Company Fees   | 27,088,230                 | 0                     | 0                        | 0                  | 0                              | 0                              |
| 1145241    | Private Trust Company Fees  | 546,650                    | 0                     | 0                        | 0                  | 0                              | 0                              |
|            | <b>SUB-TOTAL:</b>   | <b>35,665,109</b>          | <b>300,241</b>        | <b>3,162,365</b>         | <b>6,394,060</b>   | <b>6,398,500</b>               | <b>7,399,540</b>               |
| <b>028</b> | <b>DEPARTMENT OF INLAND REVENUE</b>                                 |                            |                       |                          |                    |                                |                                |
| 1145262    | Business Licence Fees   | 135,740,598                | 86,019,475            | 110,053,167              | 77,200,000         | 128,000,010                    | 137,500,010                    |
|            | <b>SUB-TOTAL:</b>   | <b>135,740,598</b>         | <b>86,019,475</b>     | <b>110,053,167</b>       | <b>77,200,000</b>  | <b>128,000,010</b>             | <b>137,500,010</b>             |
| <b>029</b> | <b>MINISTRY OF NATIONAL SECURITY</b>                                |                            |                       |                          |                    |                                |                                |

# [GFS 1145] Taxes on Use & Permission to Use Goods



| ITEM NO.   | TITLE OF ITEM   | PROVISIONAL ACTUAL REVENUE | REVENUE (PROVISIONAL) | REVISED FORECAST REVENUE | FORECASTED REVENUE | PRELIMINARY FORECASTED REVENUE | PRELIMINARY FORECASTED REVENUE |
|------------|---|----------------------------|-----------------------|--------------------------|--------------------|--------------------------------|--------------------------------|
|            |   |                            | JULY - MARCH          |                          |                    |                                |                                |
|            |   | 2018/2019<br>\$            | 2019/2020<br>\$       | 2019/2020<br>\$          | 2020/2021<br>\$    | 2021/2022<br>\$                | 2022/2023<br>\$                |
| 1145221    | Security Guards and Inquiries                           | 80,690                     | 54,600                | 103,304                  | 107,158            | 111,289                        | 111,289                        |
|            | <b>SUB-TOTAL:</b>                                       | <b>80,690</b>              | <b>54,600</b>         | <b>103,304</b>           | <b>107,158</b>     | <b>111,289</b>                 | <b>111,289</b>                 |
| <b>053</b> | <b>PORT DEPARTMENT</b>                                  |                            |                       |                          |                    |                                |                                |
| 1145232    | Boat Licence - Commercial (Boat Registration Act)       | 1,501,147                  | 975,085               | 1,374,553                | 1,425,850          | 1,497,142                      | 1,577,200                      |
| 1145233    | Boat Licence - Commercial (Boat Registration Act)       | 175,502                    | 76,767                | 177,363                  | 183,982            | 193,318                        | 202,840                        |
| 1145235    | Boat Licence - Private (Water Ski & Skiing Motor Boat)  | 254,846                    | 63,432                | 198,998                  | 206,423            | 216,744                        | 227,581                        |
| 1145236    | Marine Licence  | 95,234                     | 44,629                | 99,262                   | 102,967            | 112,283                        | 117,899                        |
| 1145237    | Other Port Licence                                      | 12,184                     | 87,054                | 3,789                    | 12,000             | 25,000                         | 25,000                         |
|            | <b>SUB-TOTAL:</b>                                       | <b>2,038,913</b>           | <b>1,246,967</b>      | <b>1,853,965</b>         | <b>1,931,222</b>   | <b>2,044,487</b>               | <b>2,150,520</b>               |
| <b>054</b> | <b>DEPARTMENT OF ROAD TRAFFIC</b>                       |                            |                       |                          |                    |                                |                                |
| 1145101    | Motor Vehicle Licences                                  | 34,884,836                 | 20,717,113            | 38,398,461               | 32,578,397         | 35,366,810                     | 41,424,848                     |
| 1145104    | Franchise Fee - Road Traffic                            | 494,976                    | 238,200               | 381,693                  | 396,947            | 411,198                        | 432,162                        |
|            | <b>SUB-TOTAL:</b>                                       | <b>35,379,812</b>          | <b>20,955,313</b>     | <b>38,780,154</b>        | <b>32,975,344</b>  | <b>35,778,008</b>              | <b>41,857,010</b>              |
| <b>057</b> | <b>DEPARTMENT OF AGRICULTURE</b>                        |                            |                       |                          |                    |                                |                                |
| 1145226    | Dog Licence   | 4,358                      | 1,700                 | 4,537                    | 3,329              | 3,850                          | 4,350                          |
|            | <b>SUB-TOTAL:</b>                                       | <b>4,358</b>               | <b>1,700</b>          | <b>4,537</b>             | <b>3,329</b>       | <b>3,850</b>                   | <b>4,350</b>                   |
| <b>058</b> | <b>DEPARTMENT OF MARINE RESOURCES</b>                   |                            |                       |                          |                    |                                |                                |
| 1145239    | Fishing Licence and Permits                             | 184,424                    | 53,979                | 132,636                  | 110,000            | 144,000                        | 149,500                        |
|            | <b>SUB-TOTAL:</b>                                       | <b>184,424</b>             | <b>53,979</b>         | <b>132,636</b>           | <b>110,000</b>     | <b>144,000</b>                 | <b>149,500</b>                 |
| <b>067</b> | <b>MINISTRY OF TOURISM &amp; AVIATION</b>               |                            |                       |                          |                    |                                |                                |
| 1145227    | Hotel Licences  | 39,990                     | 44,347                | 34,766                   | 39,500             | 41,800                         | 44,000                         |
|            | <b>SUB-TOTAL:</b>                                       | <b>39,990</b>              | <b>44,347</b>         | <b>34,766</b>            | <b>39,500</b>      | <b>41,800</b>                  | <b>44,000</b>                  |
|            | <b>Taxes on Use &amp; Permission to Use Goods TOTAL</b> | <b>230,776,145</b>         | <b>124,356,834</b>    | <b>181,046,721</b>       | <b>136,364,899</b> | <b>191,607,757</b>             | <b>211,038,107</b>             |

# [GFS 1150] Taxes on International Trade & Transactions



| ITEM NO.   | TITLE OF ITEM  | PROVISIONAL        | REVENUE            | REVISED            | FORECASTED REVENUE | PRELIMINARY        | PRELIMINARY        |
|------------|--|--------------------|--------------------|--------------------|--------------------|--------------------|--------------------|
|            |  | ACTUAL             | (PROVISIONAL)      | FORECAST           |                    | FORECASTED         | FORECASTED         |
|            |  | REVENUE            |                    | REVENUE            |                    | REVENUE            | REVENUE            |
|            |  | JULY - MARCH       |                    |                    |                    |                    |                    |
|            |  | 2018/2019          | 2019/2020          | 2019/2020          | 2020/2021          | 2021/2022          | 2022/2023          |
|            |  | \$                 | \$                 | \$                 | \$                 | \$                 | \$                 |
| <b>023</b> | <b>CUSTOMS DEPARTMENT</b>                                    |                    |                    |                    |                    |                    |                    |
| 1151001    | General Import Duties  | 283,922,376        | 193,629,348        | 281,815,570        | 223,562,016        | 277,540,820        | 336,947,525        |
| 1151003    | Customs Bonding Tax  | 540,335            | 959,091            | 373,256            | 1,065,959          | 1,119,257          | 1,172,555          |
| 1152001    | Export Duties  | 12,151,044         | 7,597,299          | 8,029,604          | 28,560,725         | 42,588,761         | 44,616,797         |
| 1152004    | Customs Royalties  | 904,781            | 546,403            | 756,390            | 757,455            | 795,328            | 833,200            |
| 1156101    | Air Departure Tax  | 61,598,773         | 40,716,809         | 61,499,135         | 26,356,505         | 45,422,504         | 59,871,194         |
| 1156102    | Sea Departure Tax  | 84,866,621         | 68,579,842         | 83,264,847         | 56,263,489         | 74,076,663         | 89,889,838         |
| 1156103    | Pleasure Vessels Departure Tax                               | 776,503            | 209,206            | 637,394            | 758,561            | 796,489            | 834,417            |
|            | <b>SUB-TOTAL:</b>  | <b>444,760,433</b> | <b>312,237,998</b> | <b>436,376,196</b> | <b>337,324,710</b> | <b>442,339,822</b> | <b>534,165,526</b> |
| <b>067</b> | <b>MINISTRY OF TOURISM &amp; AVIATION</b>                    |                    |                    |                    |                    |                    |                    |
| 1156204    | Hotel Guest Tax  | 155,331            | 97,882             | 0                  | 95,000             | 95,000             | 95,000             |
|            | <b>SUB-TOTAL:</b>  | <b>155,331</b>     | <b>97,882</b>      | <b>0</b>           | <b>95,000</b>      | <b>95,000</b>      | <b>95,000</b>      |
|            | <b>Taxes on International Trade &amp; Transactions TOTAL</b> | <b>444,915,764</b> | <b>312,335,880</b> | <b>436,376,196</b> | <b>337,419,710</b> | <b>442,434,822</b> | <b>534,260,526</b> |



# [GFS 1160] Other Taxes



| ITEM NO.   | TITLE OF ITEM  | PROVISIONAL       | REVENUE          | REVISED           | FORECASTED       | PRELIMINARY      | PRELIMINARY      |
|------------|--|-------------------|------------------|-------------------|------------------|------------------|------------------|
|            |  | ACTUAL            | (PROVISIONAL)    | FORECAST          | FORECASTED       | FORECASTED       | FORECASTED       |
|            |  | REVENUE           |                  | REVENUE           | REVENUE          | REVENUE          | REVENUE          |
|            |  | JULY - MARCH      |                  |                   |                  |                  |                  |
|            |  | 2018/2019         | 2019/2020        | 2019/2020         | 2020/2021        | 2021/2022        | 2022/2023        |
|            |  | \$                | \$               | \$                | \$               | \$               | \$               |
| <b>008</b> | <b>OFFICE OF THE JUDICIAL (SUPREME AND MAGISTRATES COURTS)</b> |                   |                  |                   |                  |                  |                  |
| 1162001    | Stamp Duty - Judicial  | 22                | 71               | 28                | 31               | 32               | 32               |
|            | <b>SUB-TOTAL:</b>  | <b>22</b>         | <b>71</b>        | <b>28</b>         | <b>31</b>        | <b>32</b>        | <b>32</b>        |
| <b>009</b> | <b>COURT OF APPEAL</b>   |                   |                  |                   |                  |                  |                  |
| 1162001    | Stamp Duty - Judicial  | 663               | 461              | 807               | 837              | 869              | 869              |
|            | <b>SUB-TOTAL:</b>  | <b>663</b>        | <b>461</b>       | <b>807</b>        | <b>837</b>       | <b>869</b>       | <b>869</b>       |
| <b>022</b> | <b>TREASURY DEPARTMENT</b>                                     |                   |                  |                   |                  |                  |                  |
| 1162002    | Stamp Tax - Company Charter/Capital Adjustments                | 189,208           | 517,090          | 206,107           | 563,000          | 567,630          | 568,630          |
| 1162004    | Other Stamp Tax  | 239,455           | 167,292          | 237,849           | 189,817          | 193,895          | 196,752          |
| 1162006    | Stamp Tax - Dividend/Profits                                   | 9,688,837         | 5,209,568        | 9,936,723         | 6,512,000        | 6,577,120        | 8,300,000        |
| 1162010    | Stamp Tax - Gaming   | 2,421             | 0                | 264               | 274              | 285              | 285              |
|            | <b>SUB-TOTAL:</b>  | <b>10,119,921</b> | <b>5,893,950</b> | <b>10,380,943</b> | <b>7,265,091</b> | <b>7,338,930</b> | <b>9,065,667</b> |
| <b>051</b> | <b>POST OFFICE DEPARTMENT</b>                                  |                   |                  |                   |                  |                  |                  |
| 1162003    | Stamp Tax - Post Office  | 2,460             | 1,976            | 1,387             | 1,248            | 1,318            | 1,595            |
|            | <b>SUB-TOTAL:</b>  | <b>2,460</b>      | <b>1,976</b>     | <b>1,387</b>      | <b>1,248</b>     | <b>1,318</b>     | <b>1,595</b>     |
|            | <b>Other Taxes TOTAL</b>                                       | <b>10,123,066</b> | <b>5,896,458</b> | <b>10,383,165</b> | <b>7,267,207</b> | <b>7,341,149</b> | <b>9,068,163</b> |

# [GFS 1411] Interest



| ITEM NO.   | TITLE OF ITEM                             | PROVISIONAL  | REVENUE        | REVISED   | FORECASTED | PRELIMINARY | PRELIMINARY |
|------------|---|--------------|----------------|-----------|------------|-------------|-------------|
|            |   | ACTUAL       | (PROVISIONAL)  | FORECAST  | FORECASTED | FORECASTED  | FORECASTED  |
|            |   | REVENUE      |                | REVENUE   | REVENUE    | REVENUE     | REVENUE     |
|            |   | JULY - MARCH |                |           |            |             |             |
|            |   | 2018/2019    | 2019/2020      | 2019/2020 | 2020/2021  | 2021/2022   | 2022/2023   |
|            |   | \$           | \$             | \$        | \$         | \$          | \$          |
| <b>022</b> | <b>TREASURY DEPARTMENT</b>                |              |                |           |            |             |             |
| 1411004    | Government Loans - Interest Revenue (A/R) | 0            | 189,039        | 0         | 0          | 0           | 0           |
|            | <b>SUB-TOTAL:</b>                         | <b>0</b>     | <b>189,039</b> | <b>0</b>  | <b>0</b>   | <b>0</b>    | <b>0</b>    |
|            | <b>Interest TOTAL</b>                     | <b>0</b>     | <b>189,039</b> | <b>0</b>  | <b>0</b>   | <b>0</b>    | <b>0</b>    |

# [GFS 1412] Dividends



| ITEM NO.   | TITLE OF ITEM                       | PROVISIONAL      | REVENUE          | REVISED           | FORECASTED        | PRELIMINARY       | PRELIMINARY       |
|------------|-------------------------------------|------------------|------------------|-------------------|-------------------|-------------------|-------------------|
|            |                                     | ACTUAL           | (PROVISIONAL)    | FORECAST          | FORECASTED        | FORECASTED        | FORECASTED        |
|            |                                     | REVENUE          |                  | REVENUE           | REVENUE           | REVENUE           | REVENUE           |
|            |                                     | JULY - MARCH     |                  |                   |                   |                   |                   |
|            |                                     | 2018/2019        | 2019/2020        | 2019/2020         | 2020/2021         | 2021/2022         | 2022/2023         |
|            |                                     | \$               | \$               | \$                | \$                | \$                | \$                |
| <b>022</b> | <b>TREASURY DEPARTMENT</b>          |                  |                  |                   |                   |                   |                   |
| 1412008    | Bahamas Maritime Authority          | 2,860,000        | 3,384,940        | 3,239,090         | 3,359,972         | 4,139,888         | 5,142,303         |
| 1412013    | Dividends - Arawak Port Development | 2,520,000        | 2,600,000        | 3,372,938         | 2,600,000         | 2,625,741         | 3,626,199         |
| 1412015    | Dividends-Insurance Commission      | 0                | 0                | 18,000,000        | 19,600,000        | 21,400,000        | 23,000,000        |
|            | <b>SUB-TOTAL:</b>                   | <b>5,380,000</b> | <b>5,984,940</b> | <b>24,612,028</b> | <b>25,559,972</b> | <b>28,165,629</b> | <b>31,768,502</b> |
|            | <b>Dividends TOTAL</b>              | <b>5,380,000</b> | <b>5,984,940</b> | <b>24,612,028</b> | <b>25,559,972</b> | <b>28,165,629</b> | <b>31,768,502</b> |

# [GFS 1415] Rent



| ITEM NO.   | TITLE OF ITEM   | PROVISIONAL       | REVENUE           | REVISED           | FORECASTED        | PRELIMINARY       | PRELIMINARY       |
|------------|---|-------------------|-------------------|-------------------|-------------------|-------------------|-------------------|
|            |   | ACTUAL            | (PROVISIONAL)     | FORECAST          | FORECASTED        | FORECASTED        | FORECASTED        |
|            |   | REVENUE           | JULY - MARCH      | REVENUE           | REVENUE           | REVENUE           | REVENUE           |
|            |   | 2018/2019         | 2019/2020         | 2019/2020         | 2020/2021         | 2021/2022         | 2022/2023         |
|            |   | \$                | \$                | \$                | \$                | \$                | \$                |
| <b>013</b> | <b>MINISTRY OF FOREIGN AFFAIRS</b>                    |                   |                   |                   |                   |                   |                   |
| 1415001    | Rental - Autec Agreement                              | 11,755,653        | 11,755,653        | 11,755,653        | 11,755,653        | 11,755,653        | 12,354,996        |
|            | <b>SUB-TOTAL:</b>                                     | <b>11,755,653</b> | <b>11,755,653</b> | <b>11,755,653</b> | <b>11,755,653</b> | <b>11,755,653</b> | <b>12,354,996</b> |
| <b>020</b> | <b>DEPARTMENT OF LANDS &amp; SURVEYS</b>              |                   |                   |                   |                   |                   |                   |
| 1415002    | Rental (Sea Bed Lease)                                | 21,106            | 237,293           | 16,167            | 25,000            | 26,777            | 28,000            |
| 1415003    | Other Income - Lands and Surveys                      | 2,224,679         | 3,099,836         | 2,837,667         | 2,943,566         | 3,057,029         | 3,212,887         |
| 1415004    | Royalty - Aragonite Mining                            | 17                | 19,738            | 24                | 0                 | 0                 | 0                 |
| 1415005    | Royalty - Sale of Sand                                | 42,448            | 8,250             | 56,815            | 58,936            | 61,208            | 64,329            |
|            | <b>SUB-TOTAL:</b>                                     | <b>2,288,250</b>  | <b>3,365,117</b>  | <b>2,910,673</b>  | <b>3,027,502</b>  | <b>3,145,014</b>  | <b>3,305,216</b>  |
| <b>056</b> | <b>MINISTRY OF AGRICULTURE &amp; MARINE RESOURCES</b> |                   |                   |                   |                   |                   |                   |
| 1415007    | Lease of Agricultural Land                            | 166,400           | 50,816            | 178,751           | 98,085            | 115,000           | 130,000           |
|            | <b>SUB-TOTAL:</b>                                     | <b>166,400</b>    | <b>50,816</b>     | <b>178,751</b>    | <b>98,085</b>     | <b>115,000</b>    | <b>130,000</b>    |
|            | <b>Rent TOTAL</b>                                     | <b>14,210,303</b> | <b>15,171,586</b> | <b>14,845,077</b> | <b>14,881,240</b> | <b>15,015,667</b> | <b>15,790,212</b> |

# [GFS 1421] Sales by Market Establishments



| ITEM NO.   | TITLE OF ITEM   | PROVISIONAL      | REVENUE          | REVISED          | FORECASTED       | PRELIMINARY      | PRELIMINARY      |
|------------|---|------------------|------------------|------------------|------------------|------------------|------------------|
|            |   | ACTUAL           | (PROVISIONAL)    | FORECAST         | FORECASTED       | FORECASTED       | FORECASTED       |
|            |   | REVENUE          | JULY - MARCH     | REVENUE          | REVENUE          | REVENUE          | REVENUE          |
|            |   | 2018/2019        | 2019/2020        | 2019/2020        | 2020/2021        | 2021/2022        | 2022/2023        |
|            |   | \$               | \$               | \$               | \$               | \$               | \$               |
| <b>022</b> | <b>TREASURY DEPARTMENT</b>                            |                  |                  |                  |                  |                  |                  |
| 1421102    | Rents from Various Properties                         | 5,200            | 213              | 4,282            | 500              | 515              | 545              |
|            | <b>SUB-TOTAL:</b>                                     | <b>5,200</b>     | <b>213</b>       | <b>4,282</b>     | <b>500</b>       | <b>515</b>       | <b>545</b>       |
| <b>023</b> | <b>CUSTOMS DEPARTMENT</b>                             |                  |                  |                  |                  |                  |                  |
| 1421102    | Rents from Various Properties                         | 61,963           | 56,456           | 75,950           | 80,939           | 84,986           | 89,033           |
|            | <b>SUB-TOTAL:</b>                                     | <b>61,963</b>    | <b>56,456</b>    | <b>75,950</b>    | <b>80,939</b>    | <b>84,986</b>    | <b>89,033</b>    |
| <b>045</b> | <b>DEPARTMENT OF HOUSING</b>                          |                  |                  |                  |                  |                  |                  |
| 1421105    | Income Government Owned Houses and Property           | 213,312          | 126,114          | 238,723          | 247,632          | 257,178          | 257,623          |
| 1421107    | Rental - Batelco                                      | 0                | 1,400            | 0                | 0                | 0                | 0                |
|            | <b>SUB-TOTAL:</b>                                     | <b>213,312</b>   | <b>127,514</b>   | <b>238,723</b>   | <b>247,632</b>   | <b>257,178</b>   | <b>257,623</b>   |
| <b>047</b> | <b>MINISTRY OF YOUTH, SPORTS &amp; CULTURE</b>        |                  |                  |                  |                  |                  |                  |
| 1421102    | Rents from Various Properties                         | 4,840            | 0                | 6,157            | 0                | 0                | 0                |
|            | <b>SUB-TOTAL:</b>                                     | <b>4,840</b>     | <b>0</b>         | <b>6,157</b>     | <b>0</b>         | <b>0</b>         | <b>0</b>         |
| <b>051</b> | <b>POST OFFICE DEPARTMENT</b>                         |                  |                  |                  |                  |                  |                  |
| 1421201    | Sale of Stamps  | 504,201          | 42,274           | 279,009          | 251,109          | 265,059          | 320,860          |
| 1421202    | Receipts of Postal Meters                             | 654,439          | 241,586          | 299,324          | 269,392          | 284,358          | 344,223          |
| 1421204    | Payment for Foreign Mail Delivery                     | 95,336           | 50,486           | 538              | 484              | 511              | 619              |
| 1421205    | Rent of Private Letter Boxes                          | 824,686          | 833,077          | 378,664          | 397,570          | 419,657          | 508,006          |
| 1421206    | Receipts in Cash for Repayment                        | 54,118           | 87,764           | 49,084           | 51,499           | 54,360           | 65,805           |
| 1421207    | Commission on Postal Money Orders                     | 46,519           | 82,325           | 37,815           | 35,330           | 37,292           | 45,145           |
| 1421208    | Philatelic Materials                                  | 4,346            | 0                | 2,584            | 2,326            | 2,455            | 2,972            |
| 1421211    | Miscellaneous Postal Revenue                          | 24,033           | 44,127           | 7,260            | 7,215            | 7,616            | 9,220            |
|            | <b>SUB-TOTAL:</b>                                     | <b>2,207,678</b> | <b>1,381,639</b> | <b>1,054,278</b> | <b>1,014,925</b> | <b>1,071,308</b> | <b>1,296,850</b> |
| <b>056</b> | <b>MINISTRY OF AGRICULTURE &amp; MARINE RESOURCES</b> |                  |                  |                  |                  |                  |                  |
| 1421102    | Rents from Various Properties                         | 2,150            | 1,050            | 1,405            | 5,100            | 7,000            | 9,000            |
| 1421115    | Rent - Stalls/Shops                                   | 29,289           | 14,198           | 35,265           | 60,023           | 63,000           | 65,000           |
|            | <b>SUB-TOTAL:</b>                                     | <b>31,439</b>    | <b>15,248</b>    | <b>36,670</b>    | <b>65,123</b>    | <b>70,000</b>    | <b>74,000</b>    |
| <b>067</b> | <b>MINISTRY OF TOURISM &amp; AVIATION</b>             |                  |                  |                  |                  |                  |                  |
| 1421303    | Licences - Airports                                   | 33,420           | 43,034           | 0                | 38,000           | 42,000           | 45,000           |
| 1421306    | Landing Fees - Airports                               | 704,431          | 327,499          | 0                | 330,000          | 385,000          | 425,000          |
| 1421307    | Air Regulatory Bonded Fees - Airports                 | 16,832           | 18,160           | 0                | 17,000           | 18,000           | 19,000           |
|            | <b>SUB-TOTAL:</b>                                     | <b>754,683</b>   | <b>388,693</b>   | <b>0</b>         | <b>385,000</b>   | <b>445,000</b>   | <b>489,000</b>   |
|            | <b>Sales by Market Establishments TOTAL</b>           | <b>3,279,115</b> | <b>1,969,763</b> | <b>1,416,060</b> | <b>1,794,119</b> | <b>1,928,987</b> | <b>2,207,051</b> |

# [GFS 1422] Administrative Fees



| ITEM NO.   | TITLE OF ITEM  | PROVISIONAL ACTUAL REVENUE | REVENUE (PROVISIONAL) | REVISED FORECAST REVENUE | FORECASTED REVENUE | PRELIMINARY FORECASTED REVENUE | PRELIMINARY FORECASTED REVENUE |
|------------|--|----------------------------|-----------------------|--------------------------|--------------------|--------------------------------|--------------------------------|
|            |  | JULY - MARCH               |                       |                          |                    |                                |                                |
|            |  | 2018/2019                  | 2019/2020             | 2019/2020                | 2020/2021          | 2021/2022                      | 2022/2023                      |
|            |  | \$                         | \$                    | \$                       | \$                 | \$                             | \$                             |
| <b>008</b> | <b>OFFICE OF THE JUDICIAL (SUPREME AND MAGISTRATES COURTS)</b> |                            |                       |                          |                    |                                |                                |
| 1422501    | Transcript of Court Proceeds                                   | 53,445                     | 71,116                | 59,723                   | 53,345             | 56,012                         | 58,812                         |
| 1422503    | Judicial Fees and Services Charges                             | 978,028                    | 923,758               | 1,074,726                | 745,887            | 783,180                        | 822,339                        |
|            | <b>SUB-TOTAL:</b>  | <b>1,031,473</b>           | <b>994,874</b>        | <b>1,134,449</b>         | <b>799,232</b>     | <b>839,192</b>                 | <b>881,151</b>                 |
| <b>009</b> | <b>COURT OF APPEAL</b>   |                            |                       |                          |                    |                                |                                |
| 1422501    | Transcript of Court Proceeds                                   | 10,893                     | 7,039                 | 14,221                   | 8,169              | 8,578                          | 9,007                          |
| 1422503    | Judicial Fees and Services Charges                             | 104,396                    | 53,193                | 120,517                  | 78,297             | 82,211                         | 86,322                         |
|            | <b>SUB-TOTAL:</b>  | <b>115,289</b>             | <b>60,232</b>         | <b>134,738</b>           | <b>86,466</b>      | <b>90,789</b>                  | <b>95,329</b>                  |
| <b>010</b> | <b>REGISTRAR GENERAL'S DEPARTMENT</b>                          |                            |                       |                          |                    |                                |                                |
| 1422105    | Registration - Deeds and Documents                             | 1,051,992                  | 524,771               | 1,189,839                | 497,426            | 547,169                        | 1,075,232                      |
| 1422106    | Trade Marks & Patents  | 247,770                    | 126,918               | 276,429                  | 129,346            | 142,281                        | 156,509                        |
| 1422107    | Births, Deaths & Marriages                                     | 989,901                    | 513,989               | 1,074,484                | 514,684            | 684,193                        | 1,270,942                      |
| 1422108    | Maritime Marriages   | 196,677                    | 121,069               | 200,690                  | 133,175            | 146,493                        | 161,142                        |
| 1422109    | Business Names Fees  | 8,009                      | 5,015                 | 7,507                    | 1,629              | 1,791                          | 1,971                          |
| 1422110    | Copyright Fees   | 8,697                      | 389                   | 11,520                   | 3,000              | 3,500                          | 4,200                          |
|            | <b>SUB-TOTAL:</b>  | <b>2,503,046</b>           | <b>1,292,151</b>      | <b>2,760,469</b>         | <b>1,279,260</b>   | <b>1,525,427</b>               | <b>2,669,996</b>               |
| <b>013</b> | <b>MINISTRY OF FOREIGN AFFAIRS</b>                             |                            |                       |                          |                    |                                |                                |
| 1422301    | Sale of Visas  | 1,208,610                  | 904,922               | 1,215,934                | 1,529,064          | 1,549,064                      | 1,559,064                      |
| 1422302    | Fees - Passports   | 2,158,050                  | 2,084,421             | 2,200,836                | 2,282,969          | 2,302,969                      | 2,812,969                      |
| 1422907    | Sundry Fees  | 1,620                      | 2,550                 | 1,929                    | 1,999              | 2,076                          | 2,182                          |
|            | <b>SUB-TOTAL:</b>  | <b>3,368,280</b>           | <b>2,991,893</b>      | <b>3,418,699</b>         | <b>3,814,032</b>   | <b>3,854,109</b>               | <b>4,374,215</b>               |
| <b>014</b> | <b>OFFICE OF THE PRIME MINISTER</b>                            |                            |                       |                          |                    |                                |                                |
| 1422001    | Immovable Property under \$20,000                              | 37,860                     | 5,250                 | 34,466                   | 36,085             | 36,276                         | 36,492                         |
| 1422002    | Immovable Property between \$20,000-50,000                     | 45,250                     | 24,278                | 42,163                   | 43,735             | 44,421                         | 45,112                         |
| 1422003    | Immovable Property between \$50,001-100,000                    | 84,750                     | 16,500                | 74,954                   | 79,085             | 80,385                         | 81,196                         |
| 1422004    | Immovable Property over \$100,000                              | 403,500                    | 175,000               | 436,676                  | 458,971            | 476,665                        | 509,257                        |
|            | <b>SUB-TOTAL:</b>  | <b>571,360</b>             | <b>221,028</b>        | <b>588,259</b>           | <b>617,876</b>     | <b>637,747</b>                 | <b>672,057</b>                 |
| <b>022</b> | <b>TREASURY DEPARTMENT</b>                                     |                            |                       |                          |                    |                                |                                |
| 1422212    | Dishonoured Cheques  | 45,955                     | 630                   | 61,194                   | 500                | 508                            | 522                            |
|            | <b>SUB-TOTAL:</b>  | <b>45,955</b>              | <b>630</b>            | <b>61,194</b>            | <b>500</b>         | <b>508</b>                     | <b>522</b>                     |
| <b>023</b> | <b>CUSTOMS DEPARTMENT</b>                                      |                            |                       |                          |                    |                                |                                |
| 1422206    | Transportation Fees  | 7,596                      | 570                   | 1,013                    | 0                  | 0                              | 0                              |
| 1422601    | Customs Warehouse Fees   | 16,382                     | 12,470                | 539,329                  | 6,703              | 7,038                          | 7,373                          |
| 1422602    | Storage Fees   | 455,951                    | 292,829               | 527,002                  | 399,014            | 418,965                        | 438,915                        |
| 1422603    | Customs Inspection Fees  | 58,087                     | 46,384                | 67,661                   | 39,140             | 41,097                         | 43,054                         |
| 1422605    | Customs Service Charge   | 7,314,082                  | 4,520,744             | 8,245,447                | 6,368,931          | 6,687,378                      | 6,987,378                      |
| 1422606    | Container Movement - Customs                                   | 3,539,277                  | 2,601,605             | 4,018,285                | 2,498,814          | 2,623,754                      | 2,748,695                      |

# [GFS 1422] Administrative Fees



| ITEM NO.   | TITLE OF ITEM  | PROVISIONAL ACTUAL REVENUE | REVENUE (PROVISIONAL) | REVISED FORECAST REVENUE | FORECASTED REVENUE | PRELIMINARY FORECASTED REVENUE | PRELIMINARY FORECASTED REVENUE |
|------------|--|----------------------------|-----------------------|--------------------------|--------------------|--------------------------------|--------------------------------|
|            |  |                            | JULY - MARCH          |                          |                    |                                |                                |
|            |  | 2018/2019<br>\$            | 2019/2020<br>\$       | 2019/2020<br>\$          | 2020/2021<br>\$    | 2021/2022<br>\$                | 2022/2023<br>\$                |
| 1422607    | Container Fees - Freeport Customs  | 192,140                    | 147,940               | 207,533                  | 306,961            | 352,309                        | 397,657                        |
| 1422609    | Customs Boarding Fees - Pleasure Vessels Under 35 Feet   | 1,050,513                  | 211,209               | 702,782                  | 0                  | 0                              | 0                              |
| 1422610    | Customs Boarding Fees - Pleasure Vessels 35 Feet & Over  | 3,601,304                  | 1,155,953             | 2,918,070                | 0                  | 0                              | 0                              |
| 1422611    | Customs Processing Fees  | 31,758,579                 | 21,973,176            | 33,739,034               | 28,249,394         | 28,955,629                     | 31,661,864                     |
| 1422613    | Security Fees on Vehicles  | 157,059                    | 187,170               | 158,264                  | 239,111            | 251,067                        | 263,023                        |
| 1422614    | Security Fees on Containers 20 Feet or Less  | 253,160                    | 150,055               | 276,815                  | 227,315            | 238,681                        | 250,046                        |
| 1422615    | Security Fees on Containers Over 20 Feet   | 1,152,559                  | 919,378               | 1,242,484                | 1,315,840          | 1,381,632                      | 1,447,424                      |
| 1422620    | Other Customs Charges  | 837,309                    | 789,580               | 1,006,581                | 919,346            | 965,314                        | 1,011,281                      |
| 1422621    | Cruising Permit Fees-Not exceeding 34 feet/fee: \$150/Length of Stay 3 months                        | 0                          | 0                     | 0                        | 431,650            | 453,233                        | 474,815                        |
| 1422622    | Cruising Permit Fees-Not exceeding 34 feet/fee: \$300/Length of Stay 12 months                       | 0                          | 0                     | 0                        | 341,000            | 358,050                        | 375,100                        |
| 1422623    | Cruising Permit Fees-Exceeding 34 feet but less than 100 feet/fee: \$300/Length of Stay 3 months     | 0                          | 0                     | 0                        | 592,300            | 621,915                        | 651,530                        |
| 1422624    | Cruising Permit Fees-Exceeding 34 feet but less than 100 feet/fee: \$600/Length of Stay 12 months    | 0                          | 0                     | 0                        | 613,600            | 644,280                        | 674,960                        |
| 1422625    | Cruising Permit Fees-Exceeding 100 feet but less than 150 feet/fee: \$500/Length of Stay 3 months    | 0                          | 0                     | 0                        | 568,500            | 596,925                        | 625,350                        |
| 1422626    | Cruising Permit Fees-Exceeding 100 feet but less than 150 feet/fee: \$1,000/Length of Stay 12 months | 0                          | 0                     | 0                        | 479,000            | 502,950                        | 526,900                        |
| 1422627    | Cruising Permit Fees-Exceeding 150 feet but less than 200 feet/fee: \$800/Length of Stay 3 months    | 0                          | 0                     | 0                        | 509,600            | 535,080                        | 560,560                        |
| 1422628    | Cruising Permit Fees-Exceeding 150 feet but less than 200 feet/fee: \$1600/Length of Stay 12 months  | 0                          | 0                     | 0                        | 673,600            | 707,280                        | 740,960                        |
| 1422629    | Cruising Permit Fees-Exceeding 200 feet/fee: \$1000/Length of Stay 3 months                          | 0                          | 0                     | 0                        | 239,000            | 250,950                        | 262,900                        |
| 1422630    | Cruising Permit Fees-Exceeding 200 feet/fee: \$2000/Length of Stay 12 months                         | 0                          | 0                     | 0                        | 282,000            | 296,100                        | 310,200                        |
|            | <b>SUB-TOTAL:</b>  | <b>50,393,998</b>          | <b>33,009,063</b>     | <b>53,650,300</b>        | <b>45,300,819</b>  | <b>46,889,627</b>              | <b>50,459,985</b>              |
| <b>029</b> | <b>MINISTRY OF NATIONAL SECURITY</b>   |                            |                       |                          |                    |                                |                                |
| 1422210    | National Flag & Coat of Arms   | 280                        | 190                   | 268                      | 278                | 288                            | 303                            |
|            | <b>SUB-TOTAL:</b>  | <b>280</b>                 | <b>190</b>            | <b>268</b>               | <b>278</b>         | <b>288</b>                     | <b>303</b>                     |
| <b>030</b> | <b>DEPARTMENT OF IMMIGRATION</b>   |                            |                       |                          |                    |                                |                                |
| 1422303    | Immigration Fees   | 72,795,934                 | 47,534,651            | 72,419,239               | 51,100,500         | 52,450,050                     | 69,450,500                     |
| 1422304    | Naturalisation Fees  | 312,885                    | 211,180               | 347,351                  | 189,500            | 190,200                        | 200,000                        |
| 1422305    | Residency Fees   | 2,310,850                  | 1,032,094             | 2,404,255                | 1,985,554          | 2,290,115                      | 2,590,115                      |
| 1422306    | Work & Resident Permit Fees  | 13,620,111                 | 8,369,824             | 17,985,910               | 7,500,500          | 8,500,500                      | 12,500,800                     |
| 1422307    | Sale of Immigration Cards  | 39,184                     | 20,783                | 49,770                   | 38,950             | 39,500                         | 39,800                         |
| 1422308    | Homeowner Card   | 59,600                     | 45,250                | 61,369                   | 44,500             | 45,800                         | 46,200                         |
| 1422309    | Homeowner Card Processing Fee  | 47,350                     | 23,600                | 52,134                   | 25,800             | 32,500                         | 37,800                         |
| 1422311    | Immigration Inspection   | 667,511                    | 227,694               | 557,208                  | 489,785            | 491,500                        | 493,500                        |
|            | <b>SUB-TOTAL:</b>  | <b>89,853,425</b>          | <b>57,465,076</b>     | <b>93,877,236</b>        | <b>61,375,089</b>  | <b>64,040,165</b>              | <b>85,358,715</b>              |
| <b>031</b> | <b>ROYAL BAHAMAS POLICE FORCE</b>  |                            |                       |                          |                    |                                |                                |
| 1422101    | Character Reference  | 947,667                    | 549,815               | 971,346                  | 948,465            | 995,888                        | 1,025,765                      |
| 1422102    | Firearms Certificate   | 1,897,148                  | 1,441,515             | 2,335,335                | 1,550,924          | 1,678,470                      | 1,758,824                      |
| 1422103    | Finger Printing  | 49,405                     | 17,185                | 48,471                   | 27,837             | 29,229                         | 30,106                         |
| 1422104    | Vehicle Chassis Check  | 247,083                    | 99,995                | 285,524                  | 174,366            | 183,084                        | 188,576                        |

# [GFS 1422] Administrative Fees



| ITEM NO.   | TITLE OF ITEM  | PROVISIONAL       | REVENUE          | REVISED           | FORECASTED        | PRELIMINARY       | PRELIMINARY       |
|------------|--|-------------------|------------------|-------------------|-------------------|-------------------|-------------------|
|            |  | ACTUAL            | (PROVISIONAL)    | FORECAST          | FORECASTED        | FORECASTED        | FORECASTED        |
|            |  | REVENUE           | JULY - MARCH     | REVENUE           | REVENUE           | REVENUE           | REVENUE           |
|            |  | 2018/2019         | 2019/2020        | 2019/2020         | 2020/2021         | 2021/2022         | 2022/2023         |
|            |  | \$                | \$               | \$                | \$                | \$                | \$                |
| 1422208    | Revenue From Towing Service                                | 10,520            | 5,760            | 11,646            | 10,462            | 10,985            | 11,315            |
|            | <b>SUB-TOTAL:</b>  | <b>3,151,823</b>  | <b>2,114,270</b> | <b>3,652,322</b>  | <b>2,712,054</b>  | <b>2,897,656</b>  | <b>3,014,586</b>  |
| <b>033</b> | <b>MINISTRY OF PUBLIC WORKS</b>                            |                   |                  |                   |                   |                   |                   |
| 1422410    | Fees - Subdivision   | 4,628             | 7,341            | 6,195             | 7,556             | 7,910             | 8,068             |
| 1422411    | Fees - Building Permit                                     | 1,754,107         | 961,581          | 1,844,383         | 1,552,539         | 1,627,510         | 2,660,060         |
| 1422413    | Other Ministry of Works Charges                            | 558,435           | 577,560          | 585,845           | 681,701           | 667,311           | 680,658           |
|            | <b>SUB-TOTAL:</b>  | <b>2,317,170</b>  | <b>1,546,482</b> | <b>2,436,423</b>  | <b>2,241,796</b>  | <b>2,302,731</b>  | <b>3,348,786</b>  |
| <b>043</b> | <b>MINISTRY OF SOCIAL SERVICES &amp; URBAN DEVELOPMENT</b> |                   |                  |                   |                   |                   |                   |
| 1422211    | Fees - Residential Care                                    | 0                 | 0                | 158               | 164               | 170               | 179               |
|            | <b>SUB-TOTAL:</b>  | <b>0</b>          | <b>0</b>         | <b>158</b>        | <b>164</b>        | <b>170</b>        | <b>179</b>        |
| <b>045</b> | <b>DEPARTMENT OF HOUSING</b>                               |                   |                  |                   |                   |                   |                   |
| 1422407    | Sale of House Plans  | 10,591            | 7,350            | 8,755             | 9,082             | 9,432             | 9,432             |
|            | <b>SUB-TOTAL:</b>  | <b>10,591</b>     | <b>7,350</b>     | <b>8,755</b>      | <b>9,082</b>      | <b>9,432</b>      | <b>9,432</b>      |
| <b>048</b> | <b>DEPARTMENT OF LABOUR</b>                                |                   |                  |                   |                   |                   |                   |
| 1422209    | Labour Certificates Fees                                   | 439,845           | 423,800          | 452,060           | 468,932           | 487,007           | 511,836           |
|            | <b>SUB-TOTAL:</b>  | <b>439,845</b>    | <b>423,800</b>   | <b>452,060</b>    | <b>468,932</b>    | <b>487,007</b>    | <b>511,836</b>    |
| <b>053</b> | <b>PORT DEPARTMENT</b>                                     |                   |                  |                   |                   |                   |                   |
| 1422701    | Tonnage Dues   | 1,992,225         | 1,013,162        | 2,207,448         | 0                 | 0                 | 0                 |
| 1422703    | Wharf Dues & Port Dues                                     | 2,487,604         | 1,545,440        | 2,540,141         | 0                 | 0                 | 0                 |
| 1422705    | Private Piers/Abutments/Docks                              | 719,852           | 539,334          | 654,899           | 722,810           | 881,828           | 1,075,830         |
| 1422707    | Other Port Charges   | 1,441,761         | 473,555          | 1,608,910         | 708,780           | 752,401           | 840,022           |
| 1422709    | Harbour Dues   | 12,333            | 40,091           | 8,923             | 9,480             | 9,718             | 10,203            |
| 1422710    | Pierage Dues   | 30,824            | 29,324           | 24,288            | 25,220            | 26,455            | 27,777            |
| 1422711    | Concession Fees - Nassau Cruise Port                       | 0                 | 0                | 0                 | 2,000,000         | 2,000,000         | 2,000,000         |
|            | <b>SUB-TOTAL:</b>  | <b>6,684,599</b>  | <b>3,640,906</b> | <b>7,044,609</b>  | <b>3,466,290</b>  | <b>3,670,402</b>  | <b>3,953,832</b>  |
| <b>054</b> | <b>DEPARTMENT OF ROAD TRAFFIC</b>                          |                   |                  |                   |                   |                   |                   |
| 1422213    | Motor Vehicle Inspection Fees                              | 7,530,142         | 4,724,653        | 8,401,582         | 5,914,415         | 5,951,058         | 6,412,512         |
| 1422214    | Driver Licence   | 4,065,395         | 3,087,632        | 4,590,187         | 3,779,144         | 4,145,025         | 4,397,139         |
| 1422215    | New Licence Plates   | 528,907           | 339,150          | 607,671           | 497,198           | 544,648           | 578,024           |
| 1422216    | Other Licences   | 494,110           | 392,640          | 535,715           | 475,146           | 517,127           | 546,551           |
|            | <b>SUB-TOTAL:</b>  | <b>12,618,554</b> | <b>8,544,075</b> | <b>14,135,155</b> | <b>10,665,903</b> | <b>11,157,858</b> | <b>11,934,226</b> |
| <b>057</b> | <b>DEPARTMENT OF AGRICULTURE</b>                           |                   |                  |                   |                   |                   |                   |
| 1422401    | Fees - Land Preparation                                    | 6,486             | 4,192            | 7,495             | 10,792            | 15,000            | 20,000            |
| 1422402    | Agricultural Import Permits                                | 165,476           | 78,493           | 169,808           | 143,000           | 170,000           | 179,000           |
| 1422405    | Other Agricultural Charges                                 | 4,022             | 955              | 816               | 1,641             | 1,710             | 1,935             |
|            | <b>SUB-TOTAL:</b>  | <b>175,984</b>    | <b>83,640</b>    | <b>178,119</b>    | <b>155,433</b>    | <b>186,710</b>    | <b>200,935</b>    |



# [GFS 1422] Administrative Fees



| ITEM NO.   | TITLE OF ITEM                                      | PROVISIONAL        | REVENUE            | REVISED            | FORECASTED REVENUE | PRELIMINARY        | PRELIMINARY        |
|------------|--|--------------------|--------------------|--------------------|--------------------|--------------------|--------------------|
|            |  | ACTUAL             | (PROVISIONAL)      | FORECAST           |                    | FORECASTED         | FORECASTED         |
|            |  | REVENUE            |                    | REVENUE            |                    | REVENUE            | REVENUE            |
|            |  | JULY - MARCH       |                    |                    |                    |                    |                    |
|            |  | 2018/2019          | 2019/2020          | 2019/2020          | 2020/2021          | 2021/2022          | 2022/2023          |
|            |  | \$                 | \$                 | \$                 | \$                 | \$                 | \$                 |
| <b>060</b> | <b>MINISTRY OF HEALTH</b>                          |                    |                    |                    |                    |                    |                    |
| 1422810    | Fees - Public Health                               | 1,305,744          | 90,789             | 1,209,502          | 0                  | 0                  | 0                  |
| 1422812    | Fees - Health                                      | 192,396            | 20,614             | 90,569             | 0                  | 0                  | 0                  |
| 1422820    | Stem Cell Therapy/Research                         | 0                  | 0                  | 588,000            | 611,520            | 632,740            | 632,740            |
|            | <b>SUB-TOTAL:</b>                                  | <b>1,498,140</b>   | <b>111,403</b>     | <b>1,888,071</b>   | <b>611,520</b>     | <b>632,740</b>     | <b>632,740</b>     |
| <b>065</b> | <b>DEPARTMENT OF ENVIRONMENTAL HEALTH SERVICES</b> |                    |                    |                    |                    |                    |                    |
| 1422201    | Vector Treatment Fees                              | 22,191             | 25,085             | 21,645             | 15,716             | 23,318             | 24,507             |
| 1422202    | Garbage Disposal                                   | 33,900             | 12,900             | 42,832             | 44,429             | 46,142             | 48,494             |
| 1422203    | Environmental Fees                                 | 3,600              | 0                  | 4,817              | 3,498              | 5,191              | 5,456              |
| 1422204    | Other Environmental Health Fees                    | 470                | 100                | 629                | 400                | 678                | 713                |
| 1422205    | Inspection Fees                                    | 267,249            | 163,344            | 278,045            | 258,000            | 299,538            | 314,809            |
| 1422207    | Laboratory Fees                                    | 260                | 65                 | 47                 | 30                 | 50                 | 53                 |
|            | <b>SUB-TOTAL:</b>                                  | <b>327,670</b>     | <b>201,494</b>     | <b>348,015</b>     | <b>322,073</b>     | <b>374,917</b>     | <b>394,032</b>     |
| <b>066</b> | <b>DEPARTMENT OF PUBLIC HEALTH</b>                 |                    |                    |                    |                    |                    |                    |
| 1422810    | Fees - Public Health                               | 0                  | 0                  | 0                  | 1,254,640          | 1,303,000          | 1,406,670          |
| 1422812    | Fees - Health                                      | 0                  | 0                  | 0                  | 93,950             | 97,570             | 97,570             |
|            | <b>SUB-TOTAL:</b>                                  | <b>0</b>           | <b>0</b>           | <b>0</b>           | <b>1,348,590</b>   | <b>1,400,570</b>   | <b>1,504,240</b>   |
|            | <b>Administrative Fees TOTAL</b>                   | <b>175,107,482</b> | <b>112,708,557</b> | <b>185,769,299</b> | <b>135,275,389</b> | <b>140,998,045</b> | <b>170,017,097</b> |

# [GFS 1423] Incidental Sales by Nonmarket Establishments



| ITEM NO.   | TITLE OF ITEM   | PROVISIONAL ACTUAL REVENUE | REVENUE (PROVISIONAL) JULY - MARCH | REVISED FORECAST REVENUE | FORECASTED REVENUE | PRELIMINARY FORECASTED REVENUE | PRELIMINARY FORECASTED REVENUE |
|------------|---|----------------------------|------------------------------------|--------------------------|--------------------|--------------------------------|--------------------------------|
|            |   | 2018/2019                  | 2019/2020                          | 2019/2020                | 2020/2021          | 2021/2022                      | 2022/2023                      |
|            |   | \$                         | \$                                 | \$                       | \$                 | \$                             | \$                             |
| <b>006</b> | <b>CABINET OFFICE</b>                                     |                            |                                    |                          |                    |                                |                                |
| 1423007    | Sale of Publications                                      | 46,839                     | 36,646                             | 57,725                   | 59,878             | 62,186                         | 65,589                         |
|            | <b>SUB-TOTAL:</b>   | <b>46,839</b>              | <b>36,646</b>                      | <b>57,725</b>            | <b>59,878</b>      | <b>62,186</b>                  | <b>65,589</b>                  |
| <b>012</b> | <b>PARLIAMENTARY REGISTRATION DEPARTMENT</b>              |                            |                                    |                          |                    |                                |                                |
| 1423001    | Sale of Election/Voter Registration Materials             | 2,188                      | 1,191                              | 3,638                    | 3,774              | 3,919                          | 4,133                          |
|            | <b>SUB-TOTAL:</b>   | <b>2,188</b>               | <b>1,191</b>                       | <b>3,638</b>             | <b>3,774</b>       | <b>3,919</b>                   | <b>4,133</b>                   |
| <b>014</b> | <b>OFFICE OF THE PRIME MINISTER</b>                       |                            |                                    |                          |                    |                                |                                |
| 1423007    | Sale of Publications                                      | 1,603                      | 476                                | 1,565                    | 2,165              | 2,249                          | 2,366                          |
|            | <b>SUB-TOTAL:</b>   | <b>1,603</b>               | <b>476</b>                         | <b>1,565</b>             | <b>2,165</b>       | <b>2,249</b>                   | <b>2,366</b>                   |
| <b>020</b> | <b>DEPARTMENT OF LANDS &amp; SURVEYS</b>                  |                            |                                    |                          |                    |                                |                                |
| 1423007    | Sale of Publications                                      | 2,824                      | 3,180                              | 2,560                    | 2,657              | 2,759                          | 2,910                          |
|            | <b>SUB-TOTAL:</b>   | <b>2,824</b>               | <b>3,180</b>                       | <b>2,560</b>             | <b>2,657</b>       | <b>2,759</b>                   | <b>2,910</b>                   |
| <b>023</b> | <b>CUSTOMS DEPARTMENT</b>                                 |                            |                                    |                          |                    |                                |                                |
| 1423031    | Environmental Levy  | 10,814,119                 | 8,693,914                          | 11,922,053               | 10,493,880         | 11,018,574                     | 13,543,268                     |
|            | <b>SUB-TOTAL:</b>   | <b>10,814,119</b>          | <b>8,693,914</b>                   | <b>11,922,053</b>        | <b>10,493,880</b>  | <b>11,018,574</b>              | <b>13,543,268</b>              |
| <b>037</b> | <b>DEPARTMENT OF ARCHIVES</b>                             |                            |                                    |                          |                    |                                |                                |
| 1423007    | Sale of Publications                                      | 15,749                     | 8,788                              | 19,467                   | 16,000             | 16,100                         | 16,500                         |
|            | <b>SUB-TOTAL:</b>   | <b>15,749</b>              | <b>8,788</b>                       | <b>19,467</b>            | <b>16,000</b>      | <b>16,100</b>                  | <b>16,500</b>                  |
| <b>038</b> | <b>MINISTRY OF EDUCATION</b>                              |                            |                                    |                          |                    |                                |                                |
| 1423018    | Education Fees and Charges                                | 609,853                    | 553,144                            | 725,610                  | 313,500            | 407,000                        | 530,000                        |
|            | <b>SUB-TOTAL:</b>   | <b>609,853</b>             | <b>553,144</b>                     | <b>725,610</b>           | <b>313,500</b>     | <b>407,000</b>                 | <b>530,000</b>                 |
| <b>053</b> | <b>PORT DEPARTMENT</b>                                    |                            |                                    |                          |                    |                                |                                |
| 1423020    | Sale of Water to Ships                                    | 163,560                    | 20,766                             | 173,765                  | 0                  | 0                              | 0                              |
| 1423022    | Earnings of Government Tenders & Tugs                     | 5,935,414                  | 3,152,562                          | 6,410,858                | 6,680,106          | 6,926,611                      | 7,331,742                      |
|            | <b>SUB-TOTAL:</b>   | <b>6,098,974</b>           | <b>3,173,328</b>                   | <b>6,584,623</b>         | <b>6,680,106</b>   | <b>6,926,611</b>               | <b>7,331,742</b>               |
| <b>057</b> | <b>DEPARTMENT OF AGRICULTURE</b>                          |                            |                                    |                          |                    |                                |                                |
| 1423008    | Fees - Slaughtering & Processing of Livestock             | 0                          | 0                                  | 0                        | 8,000              | 9,000                          | 10,000                         |
| 1423010    | Proceeds - Sale of Livestock                              | 15,958                     | 17,939                             | 17,606                   | 20,364             | 21,000                         | 21,500                         |
| 1423011    | Proceeds - Packing House                                  | 6                          | 0                                  | 0                        | 0                  | 0                              | 0                              |
|            | <b>SUB-TOTAL:</b>   | <b>15,964</b>              | <b>17,939</b>                      | <b>17,606</b>            | <b>28,364</b>      | <b>30,000</b>                  | <b>31,500</b>                  |
| <b>058</b> | <b>DEPARTMENT OF MARINE RESOURCES</b>                     |                            |                                    |                          |                    |                                |                                |
| 1423015    | Proceeds - Laboratory Products                            | 6,011                      | 9,887                              | 6,862                    | 10,300             | 10,500                         | 11,000                         |
|            | <b>SUB-TOTAL:</b>   | <b>6,011</b>               | <b>9,887</b>                       | <b>6,862</b>             | <b>10,300</b>      | <b>10,500</b>                  | <b>11,000</b>                  |
|            | <b>Incidental Sales by Nonmarket Establishments TOTAL</b> | <b>17,614,124</b>          | <b>12,498,493</b>                  | <b>19,341,709</b>        | <b>17,610,624</b>  | <b>18,479,898</b>              | <b>21,539,008</b>              |

# [GFS 1430] Fines, Penalties & Forfeits



| ITEM NO.   | TITLE OF ITEM  | PROVISIONAL      | REVENUE          | REVISED          | FORECASTED       | PRELIMINARY      | PRELIMINARY      |
|------------|--|------------------|------------------|------------------|------------------|------------------|------------------|
|            |  | ACTUAL           | (PROVISIONAL)    | FORECAST         | FORECASTED       | FORECASTED       | FORECASTED       |
|            |  | REVENUE          |                  | REVENUE          | REVENUE          | REVENUE          | REVENUE          |
|            |  | JULY - MARCH     |                  |                  |                  |                  |                  |
|            |  | 2018/2019        | 2019/2020        | 2019/2020        | 2020/2021        | 2021/2022        | 2022/2023        |
|            |  | \$               | \$               | \$               | \$               | \$               | \$               |
| <b>008</b> | <b>OFFICE OF THE JUDICIAL (SUPREME AND MAGISTRATES COURTS)</b> |                  |                  |                  |                  |                  |                  |
| 1430001    | Judicial Fines & Forfeitures                                   | 5,846,254        | 2,715,895        | 5,104,782        | 4,074,910        | 4,278,655        | 4,492,587        |
|            | <b>SUB-TOTAL:</b>  | <b>5,846,254</b> | <b>2,715,895</b> | <b>5,104,782</b> | <b>4,074,910</b> | <b>4,278,655</b> | <b>4,492,587</b> |
| <b>021</b> | <b>MINISTRY OF FINANCE</b>                                     |                  |                  |                  |                  |                  |                  |
| 1430004    | Sale of Other Confiscated Goods                                | 139,377          | 0                | 178,923          | 185,600          | 192,754          | 192,754          |
|            | <b>SUB-TOTAL:</b>  | <b>139,377</b>   | <b>0</b>         | <b>178,923</b>   | <b>185,600</b>   | <b>192,754</b>   | <b>192,754</b>   |
| <b>023</b> | <b>CUSTOMS DEPARTMENT</b>                                      |                  |                  |                  |                  |                  |                  |
| 1430002    | Customs Fines & Forfeitures                                    | 701,662          | 242,235          | 800,895          | 352,274          | 369,887          | 387,501          |
|            | <b>SUB-TOTAL:</b>  | <b>701,662</b>   | <b>242,235</b>   | <b>800,895</b>   | <b>352,274</b>   | <b>369,887</b>   | <b>387,501</b>   |
| <b>028</b> | <b>DEPARTMENT OF INLAND REVENUE</b>                            |                  |                  |                  |                  |                  |                  |
| 1430006    | Business Licence Penalties, Late Fees & Interest               | 75               | 0                | 100              | 104              | 108              | 108              |
|            | <b>SUB-TOTAL:</b>  | <b>75</b>        | <b>0</b>         | <b>100</b>       | <b>104</b>       | <b>108</b>       | <b>108</b>       |
|            | <b>Fines, Penalties &amp; Forfeits TOTAL</b>                   | <b>6,687,368</b> | <b>2,958,130</b> | <b>6,084,700</b> | <b>4,612,888</b> | <b>4,841,404</b> | <b>5,072,950</b> |

# [GFS 1441] Current Transfers N.E.C.



| ITEM NO.   | TITLE OF ITEM  | PROVISIONAL    | REVENUE           | REVISED           | FORECASTED        | PRELIMINARY       | PRELIMINARY       |
|------------|--|----------------|-------------------|-------------------|-------------------|-------------------|-------------------|
|            |  | ACTUAL         | (PROVISIONAL)     | FORECAST          | FORECASTED        | FORECASTED        | FORECASTED        |
|            |  | REVENUE        |                   | REVENUE           | REVENUE           | REVENUE           | REVENUE           |
|            |  | JULY - MARCH   |                   |                   |                   |                   |                   |
|            |  | 2018/2019      | 2019/2020         | 2019/2020         | 2020/2021         | 2021/2022         | 2022/2023         |
|            |  | \$             | \$                | \$                | \$                | \$                | \$                |
| <b>005</b> | <b>MINISTRY OF PUBLIC SERVICE &amp; NATIONAL INSURANCE</b> |                |                   |                   |                   |                   |                   |
| 1441003    | Reimbursement - Teachers/Nurses Insurance                  | 0              | 0                 | 2,345,000         | 2,345,000         | 2,426,372         | 2,426,372         |
|            | <b>SUB-TOTAL:</b>  | <b>0</b>       | <b>0</b>          | <b>2,345,000</b>  | <b>2,345,000</b>  | <b>2,426,372</b>  | <b>2,426,372</b>  |
| <b>022</b> | <b>TREASURY DEPARTMENT</b>                                 |                |                   |                   |                   |                   |                   |
| 1441001    | Reimbursement - Pension Scheme                             | 39,000         | 0                 | 52,200            | 39,000            | 39,551            | 39,847            |
| 1441002    | Reimbursement - Scholarships & In-service Award            | 149,925        | 31,939            | 183,953           | 38,987            | 39,376            | 39,461            |
| 1441005    | Refund Cheques   | 802            | 218               | 0                 | 0                 | 0                 | 0                 |
| 1441013    | Remittance of Surplus Bank Fees/Levies                     | 0              | 39,392,420        | 25,573,600        | 40,200,300        | 41,500,803        | 43,501,003        |
|            | <b>SUB-TOTAL:</b>  | <b>189,727</b> | <b>39,424,577</b> | <b>25,809,753</b> | <b>40,278,287</b> | <b>41,579,730</b> | <b>43,580,311</b> |
|            | <b>Current Transfers N.E.C. TOTAL</b>                      | <b>189,727</b> | <b>39,424,577</b> | <b>28,154,753</b> | <b>42,623,287</b> | <b>44,006,102</b> | <b>46,006,683</b> |

# [GFS 1451] Premiums, Fees & Current Claims



| ITEM NO.   | TITLE OF ITEM  | PROVISIONAL      | REVENUE           | REVISED          | FORECASTED       | PRELIMINARY      | PRELIMINARY      |
|------------|--|------------------|-------------------|------------------|------------------|------------------|------------------|
|            |  | ACTUAL           | (PROVISIONAL)     | FORECAST         | REVENUE          | FORECASTED       | FORECASTED       |
|            |  | REVENUE          |                   | REVENUE          | REVENUE          | REVENUE          | REVENUE          |
|            |  | JULY - MARCH     |                   |                  |                  |                  |                  |
|            |  | 2018/2019        | 2019/2020         | 2019/2020        | 2020/2021        | 2021/2022        | 2022/2023        |
|            |  | \$               | \$                | \$               | \$               | \$               | \$               |
| <b>008</b> | <b>OFFICE OF THE JUDICIAL (SUPREME AND MAGISTRATES COURTS)</b> |                  |                   |                  |                  |                  |                  |
| 1451001    | Other Income   | 76               | 989               | 0                | 0                | 0                | 0                |
|            | <b>SUB-TOTAL:</b>  | <b>76</b>        | <b>989</b>        | <b>0</b>         | <b>0</b>         | <b>0</b>         | <b>0</b>         |
| <b>010</b> | <b>REGISTRAR GENERAL'S DEPARTMENT</b>                          |                  |                   |                  |                  |                  |                  |
| 1451001    | Other Income   | 7                | 0                 | 9                | 10               | 10               | 10               |
|            | <b>SUB-TOTAL:</b>  | <b>7</b>         | <b>0</b>          | <b>9</b>         | <b>10</b>        | <b>10</b>        | <b>10</b>        |
| <b>022</b> | <b>TREASURY DEPARTMENT</b>                                     |                  |                   |                  |                  |                  |                  |
| 1451001    | Other Income   | 2,273,467        | 15,284,347        | 2,332,014        | 1,606,414        | 1,907,514        | 2,274,962        |
| 1451013    | Contribution Parl. Pension                                     | 138,806          | 93,215            | 155,049          | 139,830          | 200,000          | 202,000          |
|            | <b>SUB-TOTAL:</b>  | <b>2,412,273</b> | <b>15,377,562</b> | <b>2,487,063</b> | <b>1,746,244</b> | <b>2,107,514</b> | <b>2,476,962</b> |
| <b>047</b> | <b>MINISTRY OF YOUTH, SPORTS &amp; CULTURE</b>                 |                  |                   |                  |                  |                  |                  |
| 1451001    | Other Income   | 28,301           | 5,770             | 31,902           | 15,000           | 19,500           | 20,000           |
|            | <b>SUB-TOTAL:</b>  | <b>28,301</b>    | <b>5,770</b>      | <b>31,902</b>    | <b>15,000</b>    | <b>19,500</b>    | <b>20,000</b>    |
|            | <b>Premiums, Fees &amp; Current Claims TOTAL</b>               | <b>2,440,657</b> | <b>15,384,321</b> | <b>2,518,974</b> | <b>1,761,254</b> | <b>2,127,024</b> | <b>2,496,972</b> |

# [GFS 3141] Land



| ITEM NO.   | TITLE OF ITEM                            | PROVISIONAL      | REVENUE       | REVISED          | FORECASTED       | PRELIMINARY      | PRELIMINARY      |
|------------|--|------------------|---------------|------------------|------------------|------------------|------------------|
|            |  | ACTUAL           | (PROVISIONAL) | FORECAST         | FORECASTED       | FORECASTED       | FORECASTED       |
|            |  | REVENUE          |               | REVENUE          | REVENUE          | REVENUE          | REVENUE          |
|            |  | JULY - MARCH     |               |                  |                  |                  |                  |
|            |  | 2018/2019        | 2019/2020     | 2019/2020        | 2020/2021        | 2021/2022        | 2022/2023        |
|            |  | \$               | \$            | \$               | \$               | \$               | \$               |
| <b>020</b> | <b>DEPARTMENT OF LANDS &amp; SURVEYS</b> |                  |               |                  |                  |                  |                  |
| 3191005    | Sale of Land                             | 2,666,627        | 67,205        | 3,564,408        | 3,000,000        | 3,000,000        | 3,000,000        |
|            | <b>SUB-TOTAL:</b>                        | <b>2,666,627</b> | <b>67,205</b> | <b>3,564,408</b> | <b>3,000,000</b> | <b>3,000,000</b> | <b>3,000,000</b> |
|            | <b>Land TOTAL</b>                        | <b>2,666,627</b> | <b>67,205</b> | <b>3,564,408</b> | <b>3,000,000</b> | <b>3,000,000</b> | <b>3,000,000</b> |

# [GFS 1320] Grants From International Organizations



| ITEM NO.   | TITLE OF ITEM  | PROVISIONAL  | REVENUE        | REVISED          | FORECASTED       | PRELIMINARY      | PRELIMINARY      |
|------------|--|--------------|----------------|------------------|------------------|------------------|------------------|
|            |  | ACTUAL       | (PROVISIONAL)  | FORECAST         | FORECASTED       | FORECASTED       | FORECASTED       |
|            |  | REVENUE      |                | REVENUE          | REVENUE          | REVENUE          | REVENUE          |
|            |  | JULY - MARCH |                |                  |                  |                  |                  |
|            |  | 2018/2019    | 2019/2020      | 2019/2020        | 2020/2021        | 2021/2022        | 2022/2023        |
|            |  | \$           | \$             | \$               | \$               | \$               | \$               |
| <b>021</b> | <b>MINISTRY OF FINANCE</b>                           |              |                |                  |                  |                  |                  |
| 1322001    | IDB/EU/CDB Technical Assistance                      | 0            | 0              | 2,120,501        | 2,000,000        | 2,000,000        | 2,000,000        |
|            | <b>SUB-TOTAL:</b>                                    | <b>0</b>     | <b>0</b>       | <b>2,120,501</b> | <b>2,000,000</b> | <b>2,000,000</b> | <b>2,000,000</b> |
| <b>022</b> | <b>TREASURY DEPARTMENT</b>                           |              |                |                  |                  |                  |                  |
| 1322021    | External Hurricane Donations                         | 0            | 100,000        | 0                | 0                | 0                | 0                |
|            | <b>SUB-TOTAL:</b>                                    | <b>0</b>     | <b>100,000</b> | <b>0</b>         | <b>0</b>         | <b>0</b>         | <b>0</b>         |
|            | <b>Grants From International Organizations TOTAL</b> | <b>0</b>     | <b>100,000</b> | <b>2,120,501</b> | <b>2,000,000</b> | <b>2,000,000</b> | <b>2,000,000</b> |

# [GFS 3100] Sale of Non-Financial Assets



| ITEM NO.   | TITLE OF ITEM                             | PROVISIONAL   | REVENUE                   | REVISED      | FORECASTED   | PRELIMINARY  | PRELIMINARY  |
|------------|---|---------------|---------------------------|--------------|--------------|--------------|--------------|
|            |   | ACTUAL        | (PROVISIONAL)             | FORECAST     | REVENUE      | FORECASTED   | FORECASTED   |
|            |   | REVENUE       |                           | REVENUE      | REVENUE      | REVENUE      | REVENUE      |
|            |   | 2018/2019     | JULY - MARCH<br>2019/2020 | 2019/2020    | 2020/2021    | 2021/2022    | 2022/2023    |
|            |   | \$            | \$                        | \$           | \$           | \$           | \$           |
| <b>022</b> | <b>TREASURY DEPARTMENT</b>                |               |                           |              |              |              |              |
| 3191001    | Sale of Assets                            | 45,200        | 6,111                     | 2,000        | 2,000        | 2,000        | 2,000        |
|            | <b>SUB-TOTAL:</b>                         | <b>45,200</b> | <b>6,111</b>              | <b>2,000</b> | <b>2,000</b> | <b>2,000</b> | <b>2,000</b> |
|            | <b>Sale of Non-Financial Assets TOTAL</b> | <b>45,200</b> | <b>6,111</b>              | <b>2,000</b> | <b>2,000</b> | <b>2,000</b> | <b>2,000</b> |



# TOTAL REVENUE



| HEAD<br>NO.                    | TITLE OF ITEM | PROVISIONAL          | REVENUE                   | REVISED              | FORECASTED           | PRELIMINARY          | PRELIMINARY          |
|--------------------------------|---------------|----------------------|---------------------------|----------------------|----------------------|----------------------|----------------------|
|                                |               | ACTUAL               | (PROVISIONAL)             | FORECAST             | FORECASTED           | FORECASTED           | FORECASTED           |
|                                |               | REVENUE              |                           | REVENUE              | REVENUE              | REVENUE              | REVENUE              |
|                                |               | 2018/2019            | JULY - MARCH<br>2019/2020 | 2019/2020            | 2020/2021            | 2021/2022            | 2022/2023            |
|                                |               | \$                   | \$                        | \$                   | \$                   | \$                   | \$                   |
| <b>GRAND TOTAL ALL REVENUE</b> |               | <b>2,426,318,500</b> | <b>1,758,709,524</b>      | <b>2,395,571,101</b> | <b>1,762,498,600</b> | <b>2,238,700,000</b> | <b>2,558,031,925</b> |

# PROCEEDS FROM BORROWINGS



| HEAD NO.   | TITLE OF ITEM   | PROVISIONAL          | REVENUE            | REVISED              | FORECASTED REVENUE   | PRELIMINARY          | PRELIMINARY        |
|------------|---|----------------------|--------------------|----------------------|----------------------|----------------------|--------------------|
|            |   | ACTUAL               | (PROVISIONAL)      | FORECAST             |                      | FORECASTED           | FORECASTED         |
|            |   | REVENUE              |                    | REVENUE              |                      | REVENUE              | REVENUE            |
|            |   | JULY - MARCH         |                    |                      |                      |                      |                    |
|            |   | 2018/2019            | 2019/2020          | 2019/2020            | 2020/2021            | 2021/2022            | 2022/2023          |
|            |   | \$                   | \$                 | \$                   | \$                   | \$                   | \$                 |
| <b>021</b> | <b>MINISTRY OF FINANCE</b>                                      |                      |                    |                      |                      |                      |                    |
| 5219003    | Acquisition of Patrol Craft-Defence                             | 1,289,873            | 0                  | 0                    | 0                    | 0                    | 0                  |
| 5219006    | BH-L1027 Air Transport  | 0                    | 0                  | 32,500,000           | 0                    | 0                    | 0                  |
| 5219007    | Trade Sector Support  | 0                    | 0                  | 2,400,000            | 0                    | 0                    | 0                  |
| 5219018    | Skills for Current and Future Jobs in The Bahamas               | 0                    | 0                  | 2,637,000            | 0                    | 0                    | 0                  |
| 5219019    | Airport Infrastructure Programme                                | 0                    | 1,066,167          | 11,000,000           | 12,845,000           | 14,000,000           | 11,000,000         |
| 5219020    | Climate Resilient Coastal Management & Infrastructure Programme | 0                    | 1,028,167          | 6,000,000            | 3,000,000            | 4,000,000            | 9,000,000          |
| 5219021    | Public Financial Management Reform                              | 3,317,844            | 2,726,641          | 3,000,000            | 10,000,000           | 10,000,000           | 13,000,000         |
| 5219022    | Citizen Security and Justice Programme                          | 1,602,360            | 2,000,000          | 1,425,000            | 6,000,000            | 5,000,000            | 8,000,000          |
| 5219030    | BTVI Capacity Building  | 0                    | 0                  | 1,377,000            | 2,870,000            | 1,835,977            | 0                  |
| 5219031    | CDB Street Lighting Retrofitting Project                        | 0                    | 0                  | 3,000,000            | 5,170,000            | 6,800,000            | 2,500,000          |
| 5219032    | Government Digital Transformation                               | 0                    | 0                  | 1,200,000            | 3,000,000            | 3,000,000            | 6,000,000          |
|            | <b>SUB-TOTAL:</b>   | <b>6,210,077</b>     | <b>6,820,975</b>   | <b>64,539,000</b>    | <b>42,885,000</b>    | <b>44,635,977</b>    | <b>49,500,000</b>  |
| <b>022</b> | <b>TREASURY DEPARTMENT</b>                                      |                      |                    |                      |                      |                      |                    |
| 5115001    | Financing Required  | 1,084,977,315        | 696,500,000        | 1,208,244,064        | 1,980,836,600        | 1,254,645,363        | 936,206,105        |
| 5219015    | IDB Trade Sector Support Programme                              | 2,950,398            | 0                  | 0                    | 0                    | 0                    | 0                  |
| 5219016    | IADB Contingent Loan for Natural Disaster Emergencies           | 0                    | 80,000,000         | 0                    | 0                    | 0                    | 0                  |
| 5219036    | Conversion of T-Bills to Long Term Debt                         | 0                    | 0                  | 80,000,000           | 50,000,000           | 0                    | 0                  |
| 5219037    | CDB 12/or BAH BTVI Enhancement                                  | 0                    | 1,464,562          | 0                    | 0                    | 0                    | 0                  |
|            | <b>SUB-TOTAL:</b>   | <b>1,087,927,713</b> | <b>777,964,562</b> | <b>1,288,244,064</b> | <b>2,030,836,600</b> | <b>1,254,645,363</b> | <b>936,206,105</b> |
|            | <b>TOTAL</b>  | <b>1,094,137,790</b> | <b>784,785,537</b> | <b>1,352,783,064</b> | <b>2,073,721,600</b> | <b>1,299,281,340</b> | <b>985,706,105</b> |



THE ANNUAL  
**BUDGET**  
2020/2021

**ESTIMATES OF  
RECURRENT EXPENDITURE**

# Statutory Expenditure (Article 129(2) of the Constitution)



| POST NO. | ESTABLISHMENT |           | TITLE OF ITEM  | APPROVED ESTIMATES   | ESTIMATES            |
|----------|---------------|-----------|--|----------------------|----------------------|
|          | 2019/2020     | 2020/2021 |  | 2019/2020            | 2020/2021            |
|          |               |           | <b>PERSONAL EMOLUMENTS, HONORARIA &amp; ALLOWANCES</b>       |                      |                      |
|          |               |           |  | \$                   | \$                   |
|          |               |           | <b>2111 - Personal Emoluments</b>                            |                      |                      |
| (1)      | 1             | 1         | Governor-General   | 75,000               | 75,000               |
| (2)      | 1             | 1         | President of the Court of Appeal, Retainer and Fees          | 115,902              | 130,338              |
| (3)      | 5             | 5         | Justices of the Court of Appeal, Retainer and Fees           | 566,095              | 636,605              |
| (4)      | 1             | 1         | Reserve Justice Retainer                                     | 92,200               | 92,200               |
| (5)      | 1             | 1         | Chief Justice.....Scale JL1                                  | 120,253              | 135,231              |
| (6)      | 2             | 2         | Senior Justice.....Scale JL4                                 | 226,438              | 254,642              |
| (7)      | 18            | 18        | Justices of the Supreme Court.....Scale JL5                  | 1,908,738            | 2,146,482            |
| (8)      | 1             | 1         | Chairman of the Services Commission                          | 44,900               | 64,750               |
| (9)      | 1             | 1         | Auditor-General.....Scale GR3A                               | 79,950               | 80,950               |
| (10)     | 4             | 4         | Members of the Public Service Commission                     | 92,000               | 92,000               |
| (11)     | 3             | 3         | Honoraria to Chairman/Members of the Services Commission     | 113,900              | 113,900              |
|          |               |           | <b>2112 - Allowances</b>                                     |                      |                      |
|          |               |           | Duty Allowance   | 15,000               | 15,000               |
|          |               |           | <b>TOTAL Personal Emoluments, Honoraria &amp; Allowances</b> | <b>3,450,376</b>     | <b>3,837,098</b>     |
|          |               |           | <b>Other Charges</b>   |                      |                      |
|          |               |           | <b>Head 26 and Annex 1</b>                                   |                      |                      |
|          | Head 26       |           | Public Debt Servicing - Interest                             | 371,552,144          | 396,913,318          |
|          | Annex 1       |           | Public Debt Servicing - Redemption                           | 627,956,626          | 696,591,095          |
|          |               |           |  | <b>999,508,770</b>   | <b>1,093,504,413</b> |
|          |               |           | <b>TOTAL Statutory Expenditure</b>                           | <b>1,002,959,146</b> | <b>1,097,341,511</b> |

**NOTE - Items listed in this statement are also shown in the appropriation heads of expenditure for ease in administration**

# SUMMARY OF AGENCIES RECURRENT EXPENDITURES 2020/2021



| HEAD NO. | MINISTRY/DEPARTMENT  | PROVISIONAL ACTUAL EXPENDITURE | EXPENDITURE (PROVISIONAL) JUL - MAR | REVISED APPROVED ESTIMATES | ESTIMATES   | PRELIMINARY FORECAST ESTIMATES | PRELIMINARY FORECAST ESTIMATES |
|----------|--|--------------------------------|-------------------------------------|----------------------------|-------------|--------------------------------|--------------------------------|
|          |  | 2018/2019                      | 2019/2020                           | 2019/2020                  | 2020/2021   | 2021/2022                      | 2022/2023                      |
|          |  | \$                             | \$                                  | \$                         | \$          | \$                             | \$                             |
| 001      | GOVERNOR GENERAL & STAFF                                     | 980,397                        | 782,350                             | 1,114,594                  | 962,891     | 1,131,166                      | 1,148,309                      |
| 002      | THE SENATE   | 321,040                        | 214,119                             | 340,040                    | 284,600     | 291,160                        | 291,160                        |
| 003      | HOUSE OF ASSEMBLY  | 2,109,431                      | 5,472,466                           | 6,564,667                  | 3,649,698   | 3,700,232                      | 3,704,470                      |
| 004      | DEPARTMENT OF THE AUDITOR GENERAL                            | 2,155,381                      | 1,680,754                           | 3,194,558                  | 2,324,597   | 3,329,363                      | 3,330,570                      |
| 005      | MINISTRY OF PUBLIC SERVICE & NATIONAL INSURANCE              | 246,362,310                    | 201,654,961                         | 288,033,936                | 263,268,596 | 320,176,441                    | 330,112,808                    |
| 006      | CABINET OFFICE   | 7,061,599                      | 5,841,456                           | 7,749,313                  | 5,401,458   | 6,747,337                      | 8,362,608                      |
| 007      | OFFICE OF THE ATTORNEY GENERAL AND MINISTRY OF LEGAL AFFAIRS | 18,045,188                     | 15,715,228                          | 19,064,229                 | 15,152,950  | 18,369,742                     | 18,401,501                     |
| 008      | OFFICE OF THE JUDICIAL (SUPREME AND MAGISTRATES COURTS)      | 12,453,689                     | 9,892,509                           | 13,853,173                 | 13,781,889  | 16,119,198                     | 16,365,687                     |
| 009      | COURT OF APPEAL  | 2,015,835                      | 1,618,344                           | 2,186,259                  | 2,073,603   | 2,421,368                      | 2,463,490                      |
| 010      | REGISTRAR GENERAL'S DEPARTMENT                               | 3,440,046                      | 1,962,506                           | 3,726,013                  | 3,142,094   | 3,711,820                      | 3,861,943                      |
| 011      | BAHAMAS DEPARTMENT OF CORRECTIONAL SERVICES                  | 27,274,886                     | 20,006,228                          | 28,922,266                 | 27,899,241  | 31,343,587                     | 32,711,095                     |
| 012      | PARLIAMENTARY REGISTRATION DEPARTMENT                        | 760,910                        | 755,728                             | 1,267,050                  | 1,512,234   | 2,779,271                      | 3,831,588                      |
| 013      | MINISTRY OF FOREIGN AFFAIRS                                  | 30,847,003                     | 28,066,922                          | 33,694,401                 | 28,089,920  | 33,100,953                     | 35,466,750                     |
| 014      | OFFICE OF THE PRIME MINISTER                                 | 18,890,942                     | 13,864,356                          | 26,671,275                 | 20,858,864  | 22,177,968                     | 20,988,771                     |
| 016      | BAHAMAS INFORMATION SERVICES                                 | 1,964,658                      | 1,523,578                           | 1,974,563                  | 1,923,025   | 2,035,684                      | 2,041,684                      |
| 017      | GOVERNMENT PRINTING DEPARTMENT                               | 1,479,917                      | 841,293                             | 1,491,831                  | 1,362,458   | 1,390,822                      | 1,397,940                      |
| 018      | DEPARTMENT OF LOCAL GOVERNMENT                               | 25,419,171                     | 17,051,916                          | 26,258,409                 | 25,691,981  | 26,538,502                     | 26,794,807                     |
| 019      | DEPARTMENT OF PHYSICAL PLANNING                              | 804,201                        | 664,263                             | 816,515                    | 884,072     | 972,809                        | 988,556                        |
| 020      | DEPARTMENT OF LANDS & SURVEYS                                | 1,231,305                      | 1,689,339                           | 2,840,609                  | 1,928,451   | 2,189,004                      | 2,189,004                      |
| 021      | MINISTRY OF FINANCE  | 291,022,402                    | 143,541,632                         | 280,593,097                | 263,559,052 | 204,321,636                    | 202,092,806                    |
| 022      | TREASURY DEPARTMENT  | 65,007,173                     | 64,633,001                          | 109,175,299                | 82,789,491  | 108,282,282                    | 112,908,422                    |
| 023      | CUSTOMS DEPARTMENT   | 36,001,075                     | 26,726,256                          | 36,232,921                 | 32,768,118  | 35,687,416                     | 35,827,737                     |
| 024      | DEPARTMENT OF STATISTICS                                     | 2,775,732                      | 2,397,462                           | 5,247,053                  | 6,815,076   | 4,467,453                      | 4,586,683                      |
| 026      | PUBLIC DEBT SERVICING - INTEREST                             | 352,159,105                    | 242,305,705                         | 377,052,144                | 396,913,318 | 432,056,183                    | 435,498,181                    |
| 028      | DEPARTMENT OF INLAND REVENUE                                 | 15,155,055                     | 4,444,320                           | 6,293,541                  | 5,391,328   | 5,764,849                      | 5,781,100                      |
| 029      | MINISTRY OF NATIONAL SECURITY                                | 5,167,906                      | 7,330,381                           | 6,659,071                  | 7,416,887   | 8,844,175                      | 8,861,522                      |
| 030      | DEPARTMENT OF IMMIGRATION                                    | 31,663,359                     | 23,748,893                          | 37,596,865                 | 31,770,290  | 30,593,425                     | 30,738,425                     |
| 031      | ROYAL BAHAMAS POLICE FORCE                                   | 121,983,215                    | 93,542,750                          | 125,803,095                | 122,268,807 | 127,037,509                    | 128,983,138                    |
| 032      | ROYAL BAHAMAS DEFENCE FORCE                                  | 57,213,125                     | 44,699,871                          | 60,792,325                 | 57,946,654  | 64,555,883                     | 65,528,156                     |
| 033      | MINISTRY OF PUBLIC WORKS                                     | 77,064,943                     | 56,408,993                          | 53,358,957                 | 41,437,871  | 54,930,949                     | 55,067,842                     |
| 034      | DEPARTMENT OF PUBLIC WORKS                                   | 17,036,272                     | 14,038,275                          | 17,726,725                 | 17,534,929  | 18,334,625                     | 18,659,236                     |
| 035      | DEPARTMENT OF EDUCATION                                      | 194,139,411                    | 149,642,019                         | 211,108,396                | 201,104,089 | 218,095,123                    | 228,748,683                    |
| 037      | DEPARTMENT OF ARCHIVES                                       | 636,679                        | 479,410                             | 707,313                    | 611,577     | 719,818                        | 749,464                        |
| 038      | MINISTRY OF EDUCATION  | 103,915,802                    | 80,942,648                          | 110,962,363                | 111,475,400 | 113,815,419                    | 115,853,732                    |

# SUMMARY OF AGENCIES RECURRENT EXPENDITURES 2020/2021

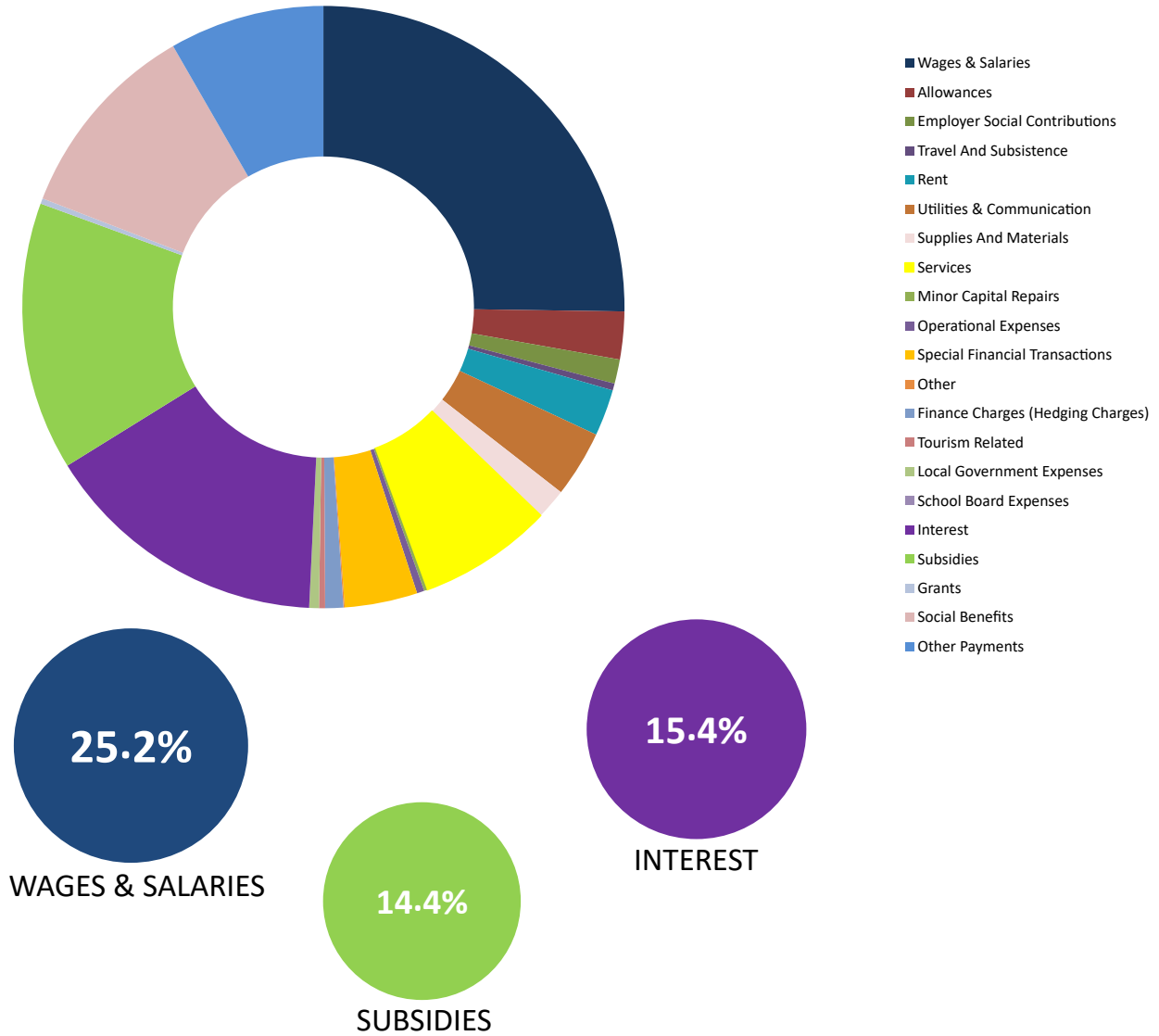


| HEAD NO.           | MINISTRY/DEPARTMENT  | PROVISIONAL ACTUAL EXPENDITURE | EXPENDITURE (PROVISIONAL) JUL - MAR | REVISED APPROVED ESTIMATES | ESTIMATES            | PRELIMINARY FORECAST ESTIMATES | PRELIMINARY FORECAST ESTIMATES |
|--------------------|--|--------------------------------|-------------------------------------|----------------------------|----------------------|--------------------------------|--------------------------------|
|                    |  | 2018/2019                      | 2019/2020                           | 2019/2020                  | 2020/2021            | 2021/2022                      | 2022/2023                      |
|                    |  | \$                             | \$                                  | \$                         | \$                   | \$                             | \$                             |
| 040                | MINISTRY OF TRANSPORT & LOCAL GOVERNMENT                       | 8,626,011                      | 6,646,163                           | 9,663,812                  | 10,160,530           | 10,332,384                     | 10,339,010                     |
| 043                | MINISTRY OF SOCIAL SERVICES & URBAN DEVELOPMENT                | 10,454,239                     | 8,315,115                           | 10,994,241                 | 10,999,241           | 11,657,931                     | 11,679,931                     |
| 044                | DEPARTMENT OF SOCIAL SERVICES                                  | 34,411,565                     | 26,528,742                          | 49,090,505                 | 60,362,205           | 47,346,753                     | 47,346,753                     |
| 045                | DEPARTMENT OF HOUSING  | 1,796,642                      | 1,620,720                           | 2,544,257                  | 1,951,263            | 2,481,110                      | 2,497,810                      |
| 047                | MINISTRY OF YOUTH, SPORTS & CULTURE                            | 20,616,603                     | 14,906,952                          | 24,081,380                 | 18,938,186           | 19,288,486                     | 19,330,586                     |
| 048                | DEPARTMENT OF LABOUR   | 2,150,423                      | 1,661,922                           | 2,385,427                  | 2,121,426            | 2,334,831                      | 2,537,484                      |
| 049                | MINISTRY OF FINANCIAL SERVICES, TRADE & INDUSTRY & IMMIGRATION | 2,026,240                      | 1,113,711                           | 2,149,857                  | 1,618,710            | 1,656,085                      | 1,668,835                      |
| 051                | POST OFFICE DEPARTMENT   | 6,440,487                      | 4,490,816                           | 6,721,698                  | 6,837,220            | 7,999,341                      | 8,100,236                      |
| 053                | PORT DEPARTMENT  | 7,843,994                      | 5,598,635                           | 8,936,536                  | 8,425,817            | 9,685,021                      | 10,579,622                     |
| 054                | DEPARTMENT OF ROAD TRAFFIC                                     | 4,479,931                      | 3,464,047                           | 4,670,945                  | 4,903,056            | 6,108,933                      | 6,149,997                      |
| 055                | DEPARTMENT OF METEOROLOGY                                      | 2,277,215                      | 1,708,984                           | 2,530,804                  | 2,363,821            | 2,662,620                      | 2,718,321                      |
| 056                | MINISTRY OF AGRICULTURE & MARINE RESOURCES                     | 20,684,737                     | 15,897,016                          | 26,068,360                 | 26,252,491           | 26,914,620                     | 25,502,332                     |
| 057                | DEPARTMENT OF AGRICULTURE                                      | 5,664,605                      | 3,910,688                           | 6,456,072                  | 5,525,630            | 5,875,111                      | 6,066,040                      |
| 058                | DEPARTMENT OF MARINE RESOURCES                                 | 2,296,530                      | 1,620,449                           | 2,378,744                  | 2,386,648            | 2,949,271                      | 3,054,071                      |
| 060                | MINISTRY OF HEALTH   | 299,374,153                    | 250,068,317                         | 324,544,714                | 298,037,239          | 255,253,897                    | 225,687,001                    |
| 065                | DEPARTMENT OF ENVIRONMENTAL HEALTH SERVICES                    | 46,698,272                     | 46,760,270                          | 76,597,700                 | 55,978,373           | 56,590,839                     | 56,650,840                     |
| 066                | DEPARTMENT OF PUBLIC HEALTH                                    | 0                              | 0                                   | 0                          | 45,040,263           | 47,092,923                     | 49,212,979                     |
| 067                | MINISTRY OF TOURISM & AVIATION                                 | 114,079,195                    | 84,388,661                          | 130,384,780                | 106,057,921          | 116,579,601                    | 111,615,840                    |
| 070                | MINISTRY OF LABOUR   | 5,283,321                      | 4,132,178                           | 8,511,217                  | 6,808,143            | 8,856,390                      | 10,735,387                     |
| 072                | MINISTRY OF THE ENVIRONMENT & HOUSING                          | 24,990,515                     | 27,036,175                          | 41,210,144                 | 26,270,995           | 25,812,602                     | 24,030,471                     |
| 073                | DEPARTMENT OF TRANSFORMATION & DIGITIZATION                    | 17,519,257                     | 15,066,786                          | 25,977,306                 | 49,097,737           | 53,153,590                     | 53,154,290                     |
| 074                | MINISTRY FOR GRAND BAHAMA                                      | 9,954,439                      | 4,911,737                           | 12,669,628                 | 9,793,600            | 13,360,566                     | 13,606,346                     |
| 075                | MINISTRY OF DISASTER PREPAREDNESS, MANAGEMENT & RECONSTRUCTION | 0                              | 0                                   | 0                          | 11,236,100           | 2,782,220                      | 2,993,830                      |
| 076                | OFFICE OF THE DIRECTOR OF PUBLIC PROSECUTIONS                  | 0                              | 0                                   | 0                          | 2,942,402            | 3,091,992                      | 3,111,847                      |
| <b>GRAND TOTAL</b> |  | <b>2,422,227,537</b>           | <b>1,814,028,016</b>                | <b>2,687,640,993</b>       | <b>2,574,104,526</b> | <b>2,665,900,289</b>           | <b>2,672,707,727</b>           |

## MEMORANDUM

Consistent with Government Finance Statistics (GFS) methodology, Public Debt Redemption is treated as a financing transaction and, therefore, has no impact on the deficit. Public Debt Servicing Interest is now being shown separately as Head 26.

# Recurrent Expenditure Graph



| ITEM  | DESCRIPTION                       | ESTIMATES 2020 | %      |
|-------|-----------------------------------|----------------|--------|
| 21110 | Wages & Salaries                  | 649,472,567    | 25.2%  |
| 21120 | Allowances                        | 65,901,642     | 2.6%   |
| 21210 | Employer Social Contributions     | 33,479,784     | 1.3%   |
| 22110 | Travel And Subsistence            | 9,520,018      | 0.4%   |
| 22210 | Rent                              | 64,352,586     | 2.5%   |
| 22310 | Utilities & Communication         | 91,959,784     | 3.6%   |
| 22410 | Supplies And Materials            | 41,931,371     | 1.6%   |
| 22510 | Services                          | 186,527,691    | 7.2%   |
| 22610 | Minor Capital Repairs             | 4,057,740      | 0.2%   |
| 22710 | Operational Expenses              | 10,129,798     | 0.4%   |
| 22810 | Special Financial Transactions    | 100,616,097    | 3.9%   |
| 22910 | Other                             | 1,727,000      | 0.1%   |
| 22920 | Finance Charges (Hedging Charges) | 25,000,000     | 1.0%   |
| 22930 | Tourism Related                   | 8,388,000      | 0.3%   |
| 22940 | Local Government Expenses         | 13,319,147     | 0.5%   |
| 22950 | School Board Expenses             | 124,000        | 0.0%   |
| 24000 | Interest                          | 396,913,318    | 15.4%  |
| 25000 | Subsidies                         | 370,855,264    | 14.4%  |
| 26000 | Grants                            | 7,471,277      | 0.3%   |
| 27000 | Social Benefits                   | 278,247,360    | 10.8%  |
| 28000 | Other Payments                    | 214,110,082    | 8.3%   |
|       |                                   | 2,574,104,526  | 100.0% |



# RECURRENT EXPENDITURES BY BLOCK



| ITEM NO. | TITLE OF ITEM                                       | PROVISIONAL ACTUAL EXPENDITURE | EXPENDITURE (PROVISIONAL) | REVISED APPROVED ESTIMATES | ESTIMATES   | PRELIMINARY FORECAST ESTIMATES | PRELIMINARY FORECAST ESTIMATES |
|----------|---|--------------------------------|---------------------------|----------------------------|-------------|--------------------------------|--------------------------------|
|          |   | 2018/2019                      | JUL - MAR 2019/2020       | 2019/2020                  | 2020/2021   | 2021/2022                      | 2022/2023                      |
|          |   | \$                             | \$                        | \$                         | \$          | \$                             | \$                             |
| 21110EE  | Wages & Salaries (In Cash)                          | 621,945,119                    | 500,850,180               | 671,707,137                | 649,472,567 | 705,139,896                    | 724,741,256                    |
| 21120EE  | Allowances  | 59,136,294                     | 52,948,161                | 82,010,465                 | 65,901,642  | 69,645,492                     | 72,122,752                     |
| 21210EE  | Actual Employer's Social Contributions              | 31,160,963                     | 20,339,557                | 33,479,784                 | 33,479,784  | 36,366,779                     | 37,889,754                     |
| 22110EE  | Travel & Subsistence                                | 9,609,414                      | 8,489,141                 | 22,952,505                 | 9,520,018   | 15,260,611                     | 15,666,592                     |
| 22210EE  | Rent  | 68,954,159                     | 48,451,121                | 70,338,541                 | 64,352,586  | 86,508,846                     | 86,680,107                     |
| 22310EE  | Utilities & Communication                           | 97,801,503                     | 52,379,996                | 88,036,625                 | 91,959,784  | 101,789,269                    | 104,039,257                    |
| 22410EE  | Supplies & Materials                                | 51,977,456                     | 33,439,655                | 52,377,312                 | 41,931,371  | 54,119,225                     | 58,040,262                     |
| 22510EE  | Services  | 109,941,325                    | 123,998,503               | 223,992,820                | 186,527,691 | 202,602,443                    | 206,222,665                    |
| 22610EE  | Minor Capital Repairs                               | 4,497,505                      | 2,715,674                 | 5,235,732                  | 4,057,740   | 5,203,601                      | 5,285,280                      |
| 22710EE  | Operational Expenses                                | 23,483,795                     | 9,942,085                 | 14,364,409                 | 10,129,798  | 12,910,068                     | 12,938,206                     |
| 22810EE  | Special Financial Transactions                      | 121,931,749                    | 64,389,251                | 110,572,470                | 100,616,097 | 93,825,926                     | 93,970,220                     |
| 22910EE  | Other   | 1,145,773                      | 355,510                   | 2,440,000                  | 1,727,000   | 3,152,000                      | 5,103,548                      |
| 22920EE  | Finance Charges (Hedging/Charges)                   | 23,678,998                     | 9,189,601                 | 45,560,730                 | 25,000,000  | 31,000,000                     | 34,000,000                     |
| 22930EE  | Tourism Related                                     | 59,103,694                     | 6,601,821                 | 10,000,000                 | 8,388,000   | 4,800,000                      | 3,800,000                      |
| 22940EE  | Local Government Expenses                           | 13,316,624                     | 9,334,765                 | 13,149,097                 | 13,319,147  | 13,319,147                     | 13,319,147                     |
| 22950EE  | School Board Expenses                               | 5,782,931                      | 30,000                    | 124,000                    | 124,000     | 124,000                        | 124,000                        |
| 24100EE  | Interest to Non Residents                           | 145,800,257                    | 90,451,243                | 157,936,486                | 149,811,516 | 146,692,128                    | 138,655,853                    |
| 24200EE  | Interest to Residents Other Than General Government | 182,679,851                    | 151,854,462               | 219,115,658                | 247,101,802 | 285,364,055                    | 296,842,328                    |
| 25110EE  | Subsidies-Public Non-Financial Corporations         | 348,152,458                    | 288,591,498               | 353,466,904                | 339,081,211 | 319,548,129                    | 286,816,592                    |
| 25210EE  | Subsidies to Private Non-Financial Enterprises      | 42,041,738                     | 19,932,069                | 27,626,000                 | 29,511,000  | 30,635,463                     | 30,695,463                     |
| 25310EE  | Subsidies to Other Sectors                          | 2,499,551                      | 2,227,573                 | 1,500,000                  | 2,263,053   | 2,263,053                      | 2,263,053                      |
| 26210EE  | Current Grants to International Organizations       | 8,201,387                      | 6,701,373                 | 9,179,202                  | 7,471,277   | 9,409,317                      | 9,416,867                      |
| 27210EE  | Social Assistance Benefits In Cash                  | 46,167,556                     | 22,343,560                | 58,795,334                 | 137,396,762 | 56,918,842                     | 57,000,954                     |
| 27220EE  | Social Assistance Benefits In Kind                  | 139,000                        | 0                         | 0                          | 0           | 0                              | 0                              |
| 27310EE  | Pensions & Gratuities In Cash                       | 139,809,703                    | 104,526,205               | 140,700,498                | 140,850,598 | 145,914,866                    | 154,948,030                    |
| 28210EE  | Current Transfers N.E.C.                            | 150,511,821                    | 126,270,297               | 195,502,863                | 146,261,902 | 145,150,314                    | 133,688,721                    |
| 28310EE  | Premiums, Fees & Current Claims                     | 52,756,911                     | 57,674,716                | 77,476,420                 | 67,848,180  | 88,236,820                     | 88,436,820                     |

**GRAND TOTAL** **2,422,227,535** **1,814,028,017** **2,687,640,992** **2,574,104,526** **2,665,900,290** **2,672,707,727**

The following line items are part of the Expenditures Total above.

|                              |             |             |             |             |             |             |
|------------------------------|-------------|-------------|-------------|-------------|-------------|-------------|
| SUBVENTIONS                  | 421,684,383 | 349,885,512 | 432,734,343 | 407,960,471 | 382,115,167 | 340,586,759 |
| PUBLIC DEBT INTEREST(HEAD26) | 352,159,105 | 242,305,705 | 377,052,144 | 396,913,318 | 432,056,183 | 435,498,181 |

# [Head 001] GOVERNOR GENERAL & STAFF



| ITEM NO.                   | TITLE OF ITEM                                  | PROVISIONAL    | EXPENDITURE    | REVISED        |                | PRELIMINARY    | PRELIMINARY    |
|----------------------------|--|----------------|----------------|----------------|----------------|----------------|----------------|
|                            |  | ACTUAL         | (PROVISIONAL)  | APPROVED       |                | FORECAST       | FORECAST       |
|                            |  | EXPENDITURE    | JUL - MAR      | ESTIMATES      | ESTIMATES      | ESTIMATES      | ESTIMATES      |
|                            |  | 2018/2019      | 2019/2020      | 2019/2020      | 2020/2021      | 2021/2022      | 2022/2023      |
|                            |  | \$             | \$             | \$             | \$             | \$             | \$             |
| <b>PERSONAL EMOLUMENTS</b> |  |                |                |                |                |                |                |
| <b>21110EE</b>             | <b>Wages &amp; Salaries (In Cash)</b>          |                |                |                |                |                |                |
| 2111101                    | Salary-Permanent/Pensionable                   | 546,103        | 552,606        | 609,226        | 598,764        | 610,264        | 610,264        |
| 2111102                    | Salary-Contract Workers                        | 60,000         | 0              | 60,000         | 60,000         | 60,000         | 60,000         |
| 2111201                    | Regular Weekly Wages                           | 98,661         | 64,901         | 117,900        | 83,967         | 83,967         | 83,967         |
|                            | <b>Wages &amp; Salaries (In Cash)</b>          | <b>704,764</b> | <b>617,507</b> | <b>787,126</b> | <b>742,731</b> | <b>754,231</b> | <b>754,231</b> |
| <b>21120EE</b>             | <b>Allowances</b>                              |                |                |                |                |                |                |
| 2112101                    | Honoraria                                      | 0              | 0              | 5,000          | 5,000          | 5,000          | 5,000          |
| 2112102                    | Overtime - Monthly Employees (General)         | 6,938          | 12,357         | 4,000          | 15,000         | 25,000         | 25,000         |
| 2112114                    | Duty Allowance                                 | 24,767         | 15,063         | 16,100         | 16,100         | 16,100         | 16,100         |
| 2112115                    | Responsibility Allowance                       | 0              | 0              | 14,000         | 14,000         | 14,000         | 14,000         |
| 2112116                    | Acting Allowance                               | 0              | 0              | 1,000          | 1,000          | 1,000          | 1,000          |
| 2112122                    | Clothing Allowance                             | 2,484          | 1,655          | 8,000          | 8,000          | 8,000          | 8,000          |
| 2112199                    | Other Allowances                               | 26,755         | 12,568         | 22,000         | 22,000         | 22,000         | 22,000         |
|                            | <b>Allowances</b>                              | <b>60,944</b>  | <b>41,643</b>  | <b>70,100</b>  | <b>81,100</b>  | <b>91,100</b>  | <b>91,100</b>  |
|                            | <b>Personal Emoluments</b>                     | <b>765,708</b> | <b>659,150</b> | <b>857,226</b> | <b>823,831</b> | <b>845,331</b> | <b>845,331</b> |
| <b>22000EE</b>             | <b>Use of Goods &amp; Services</b>             |                |                |                |                |                |                |
| <b>22111EE</b>             | <b>Domestic Travel &amp; Subsistence</b>       |                |                |                |                |                |                |
| 2211101                    | Air Transport of Persons Within The Bahamas    | 49,068         | 5,640          | 6,000          | 4,800          | 4,800          | 4,800          |
| 2211110                    | Subsistence for Travellers Within The Bahamas  | 23,768         | 6,207          | 6,000          | 3,200          | 3,200          | 3,200          |
|                            | <b>Domestic Travel &amp; Subsistence</b>       | <b>72,836</b>  | <b>11,847</b>  | <b>12,000</b>  | <b>8,000</b>   | <b>8,000</b>   | <b>8,000</b>   |
| <b>22112EE</b>             | <b>International Travel &amp; Subsistence</b>  |                |                |                |                |                |                |
| 2211201                    | Air Transport of Persons Outside The Bahamas   | 6,534          | 0              | 7,000          | 2,100          | 2,100          | 2,100          |
| 2211210                    | Subsistence for Travellers Outside The Bahamas | 1,489          | 0              | 7,000          | 1,500          | 1,500          | 1,500          |
|                            | <b>International Travel &amp; Subsistence</b>  | <b>8,023</b>   | <b>0</b>       | <b>14,000</b>  | <b>3,600</b>   | <b>3,600</b>   | <b>3,600</b>   |
| <b>22410EE</b>             | <b>Supplies &amp; Materials</b>                |                |                |                |                |                |                |
| 2241103                    | Propane Gas                                    | 3,093          | 331            | 3,500          | 3,500          | 3,675          | 3,850          |
| 2241201                    | Office Supplies & Stationery                   | 6,210          | 2,430          | 4,018          | 5,000          | 5,000          | 5,000          |
| 2241205                    | Food, Ice & Drinking Water                     | 38,152         | 22,549         | 30,000         | 20,000         | 42,000         | 44,100         |
| 2241206                    | Publications                                   | 1,749          | 425            | 2,400          | 1,920          | 1,920          | 1,920          |
| 2241211                    | Cleaning & Toilet Supplies                     | 3,417          | 4,118          | 5,000          | 5,000          | 10,500         | 11,025         |
| 2241212                    | Computer Software Supplies & Materials         | 20             | 48             | 2,400          | 1,920          | 1,920          | 1,920          |
| 2241213                    | Clothing & Clothing Supplies                   | 1,680          | 0              | 10,000         | 5,000          | 10,500         | 11,025         |
| 2241299                    | Other Supplies & Materials                     | 4,947          | 1,875          | 5,000          | 4,000          | 4,000          | 4,000          |
|                            | <b>Supplies &amp; Materials</b>                | <b>59,268</b>  | <b>31,776</b>  | <b>62,318</b>  | <b>46,340</b>  | <b>79,515</b>  | <b>82,840</b>  |
| <b>22510EE</b>             | <b>Services</b>                                |                |                |                |                |                |                |

# [Head 001] GOVERNOR GENERAL & STAFF



| ITEM NO.       | TITLE OF ITEM   | PROVISIONAL ACTUAL EXPENDITURE | EXPENDITURE (PROVISIONAL) JUL - MAR | REVISED APPROVED ESTIMATES | ESTIMATES      | PRELIMINARY FORECAST ESTIMATES | PRELIMINARY FORECAST ESTIMATES |
|----------------|---|--------------------------------|-------------------------------------|----------------------------|----------------|--------------------------------|--------------------------------|
|                |   | 2018/2019                      | 2019/2020                           | 2019/2020                  | 2020/2021      | 2021/2022                      | 2022/2023                      |
|                |   | \$                             | \$                                  | \$                         | \$             | \$                             | \$                             |
| 2251101        | Printing & Duplication Service                        | 2,345                          | 2,182                               | 5,650                      | 4,520          | 4,520                          | 4,520                          |
| 2251107        | Workshops, Conferences, Seminars, Meetings & Exhibits | 325                            | 0                                   | 3,000                      | 2,400          | 2,400                          | 2,400                          |
| 2251109        | Licencing & Inspection of Vehicles                    | 1,365                          | 0                                   | 1,500                      | 1,200          | 1,200                          | 1,200                          |
| 2251128        | Fees & Other Charges                                  | 13,601                         | 12,869                              | 15,000                     | 5,000          | 21,000                         | 22,050                         |
| 2251129        | Staff Engagement                                      | 1,864                          | 0                                   | 1,400                      | 700            | 700                            | 700                            |
| 2251302        | Building Maintenance                                  | 15,882                         | 2,147                               | 50,000                     | 10,100         | 52,500                         | 55,125                         |
| 2251310        | Grounds Maintenance                                   | 336                            | 3,621                               | 8,000                      | 5,000          | 10,500                         | 11,025                         |
| 2251324        | Maintenance Implements & Tools                        | 2,937                          | 442                                 | 2,000                      | 1,600          | 1,600                          | 1,600                          |
| 2251337        | Operation of Facilities or Other Services             | 2,706                          | 1,284                               | 10,000                     | 5,000          | 22,000                         | 24,200                         |
|                | <b>Services</b>                                       | <b>41,361</b>                  | <b>22,545</b>                       | <b>96,550</b>              | <b>35,520</b>  | <b>116,420</b>                 | <b>122,820</b>                 |
| <b>22610EE</b> | <b>Minor Capital Repairs</b>                          |                                |                                     |                            |                |                                |                                |
| 2261201        | Transportation Equipment Upkeep                       | 7,385                          | 7,857                               | 8,000                      | 5,000          | 10,500                         | 11,025                         |
|                | <b>Minor Capital Repairs</b>                          | <b>7,385</b>                   | <b>7,857</b>                        | <b>8,000</b>               | <b>5,000</b>   | <b>10,500</b>                  | <b>11,025</b>                  |
| <b>22810EE</b> | <b>Special Financial Transactions</b>                 |                                |                                     |                            |                |                                |                                |
| 2281105        | VAT Expenses  | 72                             | 100                                 | 500                        | 600            | 600                            | 600                            |
| 2281178        | Provision For Contingencies                           | 25,743                         | 49,074                              | 64,000                     | 40,000         | 67,200                         | 74,093                         |
|                | <b>Special Financial Transactions</b>                 | <b>25,815</b>                  | <b>49,174</b>                       | <b>64,500</b>              | <b>40,600</b>  | <b>67,800</b>                  | <b>74,693</b>                  |
|                | <b>Use of Goods &amp; Services</b>                    | <b>214,688</b>                 | <b>123,199</b>                      | <b>257,368</b>             | <b>139,060</b> | <b>285,835</b>                 | <b>302,978</b>                 |
| <b>28000EE</b> | <b>Other Payments</b>                                 |                                |                                     |                            |                |                                |                                |
|                | <b>GOVERNOR GENERAL &amp; STAFF TOTAL EXPENSES</b>    | <b>980,396</b>                 | <b>782,349</b>                      | <b>1,114,594</b>           | <b>962,891</b> | <b>1,131,166</b>               | <b>1,148,309</b>               |

The Accounting Officer for this Head is the SECRETARY TO THE GOVERNOR GENERAL



| ITEM NO.                   | TITLE OF ITEM                                  | PROVISIONAL ACTUAL EXPENDITURE | EXPENDITURE (PROVISIONAL) JUL - MAR | REVISED APPROVED ESTIMATES | ESTIMATES      | PRELIMINARY FORECAST ESTIMATES | PRELIMINARY FORECAST ESTIMATES |
|----------------------------|--|--------------------------------|-------------------------------------|----------------------------|----------------|--------------------------------|--------------------------------|
|                            |  | 2018/2019                      | 2019/2020                           | 2019/2020                  | 2020/2021      | 2021/2022                      | 2022/2023                      |
|                            |  | \$                             | \$                                  | \$                         | \$             | \$                             | \$                             |
| <b>PERSONAL EMOLUMENTS</b> |  |                                |                                     |                            |                |                                |                                |
| <b>21110EE</b>             | <b>Wages &amp; Salaries (In Cash)</b>          |                                |                                     |                            |                |                                |                                |
| 2111101                    | Salary-Permanent/Pensionable                   | 254,541                        | 173,871                             | 244,015                    | 244,015        | 244,015                        | 244,015                        |
|                            | <b>Wages &amp; Salaries (In Cash)</b>          | <b>254,541</b>                 | <b>173,871</b>                      | <b>244,015</b>             | <b>244,015</b> | <b>244,015</b>                 | <b>244,015</b>                 |
| <b>21120EE</b>             | <b>Allowances</b>                              |                                |                                     |                            |                |                                |                                |
| 2112103                    | Housing Allowance                              | 42,000                         | 17,500                              | 42,000                     | 0              | 0                              | 0                              |
| 2112112                    | Transport & Mileage Allowance                  | 42                             | 0                                   | 0                          | 0              | 0                              | 0                              |
| 2112199                    | Other Allowances                               | 3,975                          | 1,038                               | 7,000                      | 0              | 0                              | 0                              |
|                            | <b>Allowances</b>                              | <b>46,017</b>                  | <b>18,538</b>                       | <b>49,000</b>              | <b>0</b>       | <b>0</b>                       | <b>0</b>                       |
|                            | <b>Personal Emoluments</b>                     | <b>300,558</b>                 | <b>192,409</b>                      | <b>293,015</b>             | <b>244,015</b> | <b>244,015</b>                 | <b>244,015</b>                 |
| <b>22000EE</b>             | <b>Use of Goods &amp; Services</b>             |                                |                                     |                            |                |                                |                                |
| <b>22111EE</b>             | <b>Domestic Travel &amp; Subsistence</b>       |                                |                                     |                            |                |                                |                                |
| 2211101                    | Air Transport of Persons Within The Bahamas    | 0                              | 0                                   | 1,000                      | 800            | 1,000                          | 1,000                          |
| 2211102                    | Members Travel Allowances                      | 11,982                         | 6,735                               | 16,560                     | 13,440         | 17,220                         | 17,220                         |
| 2211110                    | Subsistence for Travellers Within The Bahamas  | 0                              | 0                                   | 1,000                      | 800            | 1,000                          | 1,000                          |
|                            | <b>Domestic Travel &amp; Subsistence</b>       | <b>11,982</b>                  | <b>6,735</b>                        | <b>18,560</b>              | <b>15,040</b>  | <b>19,220</b>                  | <b>19,220</b>                  |
| <b>22112EE</b>             | <b>International Travel &amp; Subsistence</b>  |                                |                                     |                            |                |                                |                                |
| 2211201                    | Air Transport of Persons Outside The Bahamas   | 1,524                          | 0                                   | 2,400                      | 720            | 2,400                          | 2,400                          |
| 2211210                    | Subsistence for Travellers Outside The Bahamas | 480                            | 0                                   | 1,000                      | 300            | 1,000                          | 1,000                          |
|                            | <b>International Travel &amp; Subsistence</b>  | <b>2,004</b>                   | <b>0</b>                            | <b>3,400</b>               | <b>1,020</b>   | <b>3,400</b>                   | <b>3,400</b>                   |
| <b>22410EE</b>             | <b>Supplies &amp; Materials</b>                |                                |                                     |                            |                |                                |                                |
| 2241201                    | Office Supplies & Stationery                   | 360                            | 750                                 | 2,329                      | 2,329          | 2,329                          | 2,329                          |
| 2241205                    | Food, Ice & Drinking Water                     | 4,676                          | 14,225                              | 20,000                     | 20,000         | 20,000                         | 20,000                         |
| 2241299                    | Other Supplies & Materials                     | 1,462                          | 0                                   | 1,178                      | 942            | 942                            | 942                            |
|                            | <b>Supplies &amp; Materials</b>                | <b>6,498</b>                   | <b>14,975</b>                       | <b>23,507</b>              | <b>23,271</b>  | <b>23,271</b>                  | <b>23,271</b>                  |
| <b>22510EE</b>             | <b>Services</b>                                |                                |                                     |                            |                |                                |                                |
| 2251129                    | Staff Engagement                               | 0                              | 0                                   | 608                        | 304            | 304                            | 304                            |
|                            | <b>Services</b>                                | <b>0</b>                       | <b>0</b>                            | <b>608</b>                 | <b>304</b>     | <b>304</b>                     | <b>304</b>                     |
| <b>22810EE</b>             | <b>Special Financial Transactions</b>          |                                |                                     |                            |                |                                |                                |
| 2281105                    | VAT Expenses                                   | 0                              | 0                                   | 950                        | 950            | 950                            | 950                            |
|                            | <b>Special Financial Transactions</b>          | <b>0</b>                       | <b>0</b>                            | <b>950</b>                 | <b>950</b>     | <b>950</b>                     | <b>950</b>                     |
|                            | <b>Use of Goods &amp; Services</b>             | <b>20,484</b>                  | <b>21,710</b>                       | <b>47,025</b>              | <b>40,585</b>  | <b>47,145</b>                  | <b>47,145</b>                  |
| <b>27000EE</b>             | <b>Social Benefits</b>                         |                                |                                     |                            |                |                                |                                |
|                            | <b>THE SENATE TOTAL EXPENSES</b>               | <b>321,042</b>                 | <b>214,119</b>                      | <b>340,040</b>             | <b>284,600</b> | <b>291,160</b>                 | <b>291,160</b>                 |

The Accounting Officer for this Head is the SECRETARY TO THE CABINET



| ITEM NO.                   | TITLE OF ITEM                                  | PROVISIONAL ACTUAL EXPENDITURE | EXPENDITURE (PROVISIONAL) JUL - MAR | REVISED APPROVED ESTIMATES | ESTIMATES        | PRELIMINARY FORECAST ESTIMATES | PRELIMINARY FORECAST ESTIMATES |
|----------------------------|--|--------------------------------|-------------------------------------|----------------------------|------------------|--------------------------------|--------------------------------|
|                            |  | 2018/2019                      | 2019/2020                           | 2019/2020                  | 2020/2021        | 2021/2022                      | 2022/2023                      |
|                            |  | \$                             | \$                                  | \$                         | \$               | \$                             | \$                             |
| <b>PERSONAL EMOLUMENTS</b> |  |                                |                                     |                            |                  |                                |                                |
| <b>21110EE</b>             | <b>Wages &amp; Salaries (In Cash)</b>          |                                |                                     |                            |                  |                                |                                |
| 2111101                    | Salary-Permanent/Pensionable                   | 358,162                        | 342,179                             | 394,605                    | 390,367          | 403,081                        | 407,319                        |
| 2111102                    | Salary-Contract Workers                        | 1,320,546                      | 972,973                             | 1,285,280                  | 1,375,330        | 1,375,330                      | 1,375,330                      |
|                            | <b>Wages &amp; Salaries (In Cash)</b>          | <b>1,678,708</b>               | <b>1,315,152</b>                    | <b>1,679,885</b>           | <b>1,765,697</b> | <b>1,778,411</b>               | <b>1,782,649</b>               |
| <b>21120EE</b>             | <b>Allowances</b>                              |                                |                                     |                            |                  |                                |                                |
| 2112102                    | Overtime - Monthly Employees (General)         | 1,610                          | 1,149                               | 10,000                     | 5,000            | 5,000                          | 5,000                          |
| 2112112                    | Transport & Mileage Allowance                  | 2,400                          | 1,800                               | 2,400                      | 2,400            | 2,400                          | 2,400                          |
| 2112114                    | Duty Allowance                                 | 30,650                         | 20,350                              | 31,800                     | 31,800           | 31,800                         | 31,800                         |
| 2112116                    | Acting Allowance                               | 4,167                          | 0                                   | 9,400                      | 4,000            | 4,000                          | 4,000                          |
| 2112199                    | Other Allowances                               | 6,150                          | 3,077                               | 6,400                      | 6,400            | 6,400                          | 6,400                          |
|                            | <b>Allowances</b>                              | <b>44,977</b>                  | <b>26,376</b>                       | <b>60,000</b>              | <b>49,600</b>    | <b>49,600</b>                  | <b>49,600</b>                  |
|                            | <b>Personal Emoluments</b>                     | <b>1,723,685</b>               | <b>1,341,528</b>                    | <b>1,739,885</b>           | <b>1,815,297</b> | <b>1,828,011</b>               | <b>1,832,249</b>               |
| <b>22000EE</b>             | <b>Use of Goods &amp; Services</b>             |                                |                                     |                            |                  |                                |                                |
| <b>22111EE</b>             | <b>Domestic Travel &amp; Subsistence</b>       |                                |                                     |                            |                  |                                |                                |
| 2211101                    | Air Transport of Persons Within The Bahamas    | 779                            | 0                                   | 5,130                      | 1,280            | 2,500                          | 2,500                          |
| 2211102                    | Members Travel Allowances                      | 93,007                         | 57,076                              | 95,000                     | 95,000           | 120,000                        | 120,000                        |
| 2211110                    | Subsistence for Travellers Within The Bahamas  | 0                              | 0                                   | 1,900                      | 1,000            | 1,600                          | 1,600                          |
|                            | <b>Domestic Travel &amp; Subsistence</b>       | <b>93,786</b>                  | <b>57,076</b>                       | <b>102,030</b>             | <b>97,280</b>    | <b>124,100</b>                 | <b>124,100</b>                 |
| <b>22112EE</b>             | <b>International Travel &amp; Subsistence</b>  |                                |                                     |                            |                  |                                |                                |
| 2211201                    | Air Transport of Persons Outside The Bahamas   | 4,131                          | 9,420                               | 9,500                      | 1,000            | 5,000                          | 5,000                          |
| 2211210                    | Subsistence for Travellers Outside The Bahamas | 10,636                         | 12,400                              | 14,250                     | 500              | 2,500                          | 2,500                          |
|                            | <b>International Travel &amp; Subsistence</b>  | <b>14,767</b>                  | <b>21,820</b>                       | <b>23,750</b>              | <b>1,500</b>     | <b>7,500</b>                   | <b>7,500</b>                   |
| <b>22210EE</b>             | <b>Rent</b>                                    |                                |                                     |                            |                  |                                |                                |
| 2221105                    | Rent - Constituency Offices                    | 0                              | 0                                   | 0                          | 1,170,000        | 1,170,000                      | 1,170,000                      |
|                            | <b>Rent</b>                                    | <b>0</b>                       | <b>0</b>                            | <b>0</b>                   | <b>1,170,000</b> | <b>1,170,000</b>               | <b>1,170,000</b>               |
| <b>22410EE</b>             | <b>Supplies &amp; Materials</b>                |                                |                                     |                            |                  |                                |                                |
| 2241201                    | Office Supplies & Stationery                   | 1,634                          | 274                                 | 1,900                      | 1,600            | 1,600                          | 1,600                          |
| 2241205                    | Food, Ice & Drinking Water                     | 33,439                         | 33,589                              | 70,650                     | 60,000           | 65,000                         | 65,000                         |
| 2241206                    | Publications                                   | 538                            | 0                                   | 760                        | 0                | 0                              | 0                              |
| 2241211                    | Cleaning & Toilet Supplies                     | 3,612                          | 1,290                               | 4,180                      | 3,344            | 3,344                          | 3,344                          |
| 2241212                    | Computer Software Supplies & Materials         | 0                              | 662                                 | 1,140                      | 912              | 912                            | 912                            |
| 2241213                    | Clothing & Clothing Supplies                   | 1,317                          | 0                                   | 3,040                      | 2,560            | 2,560                          | 2,560                          |
| 2241299                    | Other Supplies & Materials                     | 4,281                          | 1,403                               | 4,750                      | 3,800            | 3,800                          | 3,800                          |
|                            | <b>Supplies &amp; Materials</b>                | <b>44,821</b>                  | <b>37,218</b>                       | <b>86,420</b>              | <b>72,216</b>    | <b>77,216</b>                  | <b>77,216</b>                  |

# [Head 003] HOUSE OF ASSEMBLY



| ITEM NO.       | TITLE OF ITEM                                    | PROVISIONAL ACTUAL EXPENDITURE | EXPENDITURE (PROVISIONAL) JUL - MAR | REVISED APPROVED ESTIMATES | ESTIMATES        | PRELIMINARY FORECAST ESTIMATES | PRELIMINARY FORECAST ESTIMATES |
|----------------|--|--------------------------------|-------------------------------------|----------------------------|------------------|--------------------------------|--------------------------------|
|                |  | 2018/2019                      | 2019/2020                           | 2019/2020                  | 2020/2021        | 2021/2022                      | 2022/2023                      |
|                |  | \$                             | \$                                  | \$                         | \$               | \$                             | \$                             |
| <b>22510EE</b> | <b>Services</b>                                  |                                |                                     |                            |                  |                                |                                |
| 2251101        | Printing & Duplication Service                   | 0                              | 0                                   | 760                        | 0                | 0                              | 0                              |
| 2251113        | Electronic Hansard                               | 219,820                        | 79,200                              | 180,000                    | 180,000          | 180,000                        | 180,000                        |
| 2251128        | Fees & Other Charges                             | 1,295                          | 8,784                               | 23,370                     | 19,680           | 19,680                         | 19,680                         |
| 2251129        | Staff Engagement                                 | 0                              | 12,841                              | 2,090                      | 1,045            | 1,045                          | 1,045                          |
| 2251302        | Building Maintenance                             | 663                            | 0                                   | 9,500                      | 7,600            | 7,600                          | 7,600                          |
| 2251303        | Equipment Maintenance                            | 0                              | 0                                   | 1,012                      | 810              | 810                            | 810                            |
| 2251307        | Maintenance of Generators, A/C & Other Machinery | 778                            | 0                                   | 1,900                      | 1,520            | 1,520                          | 1,520                          |
| 2251337        | Operation of Facilities or Other Services        | 9,434                          | 13,771                              | 33,250                     | 28,000           | 28,000                         | 28,000                         |
|                | <b>Services</b>                                  | <b>231,990</b>                 | <b>114,596</b>                      | <b>251,882</b>             | <b>238,655</b>   | <b>238,655</b>                 | <b>238,655</b>                 |
| <b>22610EE</b> | <b>Minor Capital Repairs</b>                     |                                |                                     |                            |                  |                                |                                |
| 2261201        | Transportation Equipment Upkeep                  | 381                            | 226                                 | 4,750                      | 3,800            | 3,800                          | 3,800                          |
|                | <b>Minor Capital Repairs</b>                     | <b>381</b>                     | <b>226</b>                          | <b>4,750</b>               | <b>3,800</b>     | <b>3,800</b>                   | <b>3,800</b>                   |
| <b>22810EE</b> | <b>Special Financial Transactions</b>            |                                |                                     |                            |                  |                                |                                |
| 2281105        | VAT Expenses                                     | 0                              | 0                                   | 950                        | 950              | 950                            | 950                            |
|                | <b>Special Financial Transactions</b>            | <b>0</b>                       | <b>0</b>                            | <b>950</b>                 | <b>950</b>       | <b>950</b>                     | <b>950</b>                     |
|                | <b>Use of Goods &amp; Services</b>               | <b>385,745</b>                 | <b>230,936</b>                      | <b>469,782</b>             | <b>1,584,401</b> | <b>1,622,221</b>               | <b>1,622,221</b>               |
| <b>27000EE</b> | <b>Social Benefits</b>                           |                                |                                     |                            |                  |                                |                                |
| <b>28000EE</b> | <b>Other Payments</b>                            |                                |                                     |                            |                  |                                |                                |
| <b>28200EE</b> | <b>Transfers N.E.C.</b>                          |                                |                                     |                            |                  |                                |                                |
| 2821116        | Sundry Constituency Projects                     | 0                              | 3,900,000                           | 3,975,000                  | 0                | 0                              | 0                              |
| 2821261        | Fiscal Responsibility Council                    | 0                              | 0                                   | 380,000                    | 250,000          | 250,000                        | 250,000                        |
|                | <b>Transfers N.E.C.</b>                          | <b>0</b>                       | <b>3,900,000</b>                    | <b>4,355,000</b>           | <b>250,000</b>   | <b>250,000</b>                 | <b>250,000</b>                 |
|                | <b>OTHER CHARGES</b>                             | <b>0</b>                       | <b>3,900,000</b>                    | <b>4,355,000</b>           | <b>250,000</b>   | <b>250,000</b>                 | <b>250,000</b>                 |
|                | <b>HOUSE OF ASSEMBLY TOTAL EXPENSES</b>          | <b>2,109,430</b>               | <b>5,472,464</b>                    | <b>6,564,667</b>           | <b>3,649,698</b> | <b>3,700,232</b>               | <b>3,704,470</b>               |

The Accounting Officer for this Head is the SECRETARY TO THE CABINET



| ITEM NO.                   | TITLE OF ITEM                                    | PROVISIONAL ACTUAL EXPENDITURE | EXPENDITURE (PROVISIONAL) JUL - MAR | REVISED APPROVED ESTIMATES | ESTIMATES        | PRELIMINARY FORECAST ESTIMATES | PRELIMINARY FORECAST ESTIMATES |
|----------------------------|--|--------------------------------|-------------------------------------|----------------------------|------------------|--------------------------------|--------------------------------|
|                            |  | 2018/2019                      | 2019/2020                           | 2019/2020                  | 2020/2021        | 2021/2022                      | 2022/2023                      |
|                            |  | \$                             | \$                                  | \$                         | \$               | \$                             | \$                             |
| <b>PERSONAL EMOLUMENTS</b> |  |                                |                                     |                            |                  |                                |                                |
| <b>21110EE</b>             | <b>Wages &amp; Salaries (In Cash)</b>            |                                |                                     |                            |                  |                                |                                |
| 2111101                    | Salary-Permanent/Pensionable                     | 1,020,569                      | 684,097                             | 968,858                    | 820,183          | 931,318                        | 932,524                        |
| 2111102                    | Salary-Contract Workers                          | 714,300                        | 680,865                             | 1,020,000                  | 1,020,000        | 1,334,915                      | 1,334,915                      |
| 2111103                    | Global Provision - New Appts - Monthly Employees | 0                              | 5,901                               | 300,000                    | 0                | 300,000                        | 300,000                        |
| 2111201                    | Regular Weekly Wages                             | 7,400                          | 214                                 | 10,000                     | 10,000           | 17,000                         | 17,000                         |
|                            | <b>Wages &amp; Salaries (In Cash)</b>            | <b>1,742,269</b>               | <b>1,371,077</b>                    | <b>2,298,858</b>           | <b>1,850,183</b> | <b>2,583,233</b>               | <b>2,584,439</b>               |
| <b>21120EE</b>             | <b>Allowances</b>                                |                                |                                     |                            |                  |                                |                                |
| 2112102                    | Overtime - Monthly Employees (General)           | 0                              | 0                                   | 5,000                      | 1,000            | 5,125                          | 5,125                          |
| 2112114                    | Duty Allowance                                   | 2,050                          | 0                                   | 1,800                      | 1,800            | 1,875                          | 1,875                          |
| 2112115                    | Responsibility Allowance                         | 20,873                         | 13,250                              | 30,000                     | 19,000           | 30,750                         | 30,750                         |
| 2112116                    | Acting Allowance                                 | 16                             | 0                                   | 3,000                      | 5,000            | 5,075                          | 5,075                          |
|                            | <b>Allowances</b>                                | <b>22,939</b>                  | <b>13,250</b>                       | <b>39,800</b>              | <b>26,800</b>    | <b>42,825</b>                  | <b>42,825</b>                  |
| <b>21200EE</b>             | <b>Employer's Social Contribution</b>            |                                |                                     |                            |                  |                                |                                |
| 2121101                    | National Insurance Contributions (Monthly Staff) | 60,208                         | 32,115                              | 68,000                     | 68,000           | 69,700                         | 69,700                         |
|                            | <b>Employer's Social Contribution</b>            | <b>60,208</b>                  | <b>32,115</b>                       | <b>68,000</b>              | <b>68,000</b>    | <b>69,700</b>                  | <b>69,700</b>                  |
|                            | <b>Personal Emoluments</b>                       | <b>1,825,416</b>               | <b>1,416,442</b>                    | <b>2,406,658</b>           | <b>1,944,983</b> | <b>2,695,758</b>               | <b>2,696,964</b>               |
| <b>22000EE</b>             | <b>Use of Goods &amp; Services</b>               |                                |                                     |                            |                  |                                |                                |
| <b>22111EE</b>             | <b>Domestic Travel &amp; Subsistence</b>         |                                |                                     |                            |                  |                                |                                |
| 2211101                    | Air Transport of Persons Within The Bahamas      | 19,296                         | 12,496                              | 40,000                     | 16,000           | 16,000                         | 16,000                         |
| 2211103                    | Mileage Within The Bahamas                       | 36,125                         | 21,828                              | 33,000                     | 21,200           | 21,200                         | 21,200                         |
| 2211110                    | Subsistence for Travellers Within The Bahamas    | 10,940                         | 16,734                              | 40,000                     | 16,000           | 16,000                         | 16,000                         |
|                            | <b>Domestic Travel &amp; Subsistence</b>         | <b>66,361</b>                  | <b>51,058</b>                       | <b>113,000</b>             | <b>53,200</b>    | <b>53,200</b>                  | <b>53,200</b>                  |
| <b>22112EE</b>             | <b>International Travel &amp; Subsistence</b>    |                                |                                     |                            |                  |                                |                                |
| 2211201                    | Air Transport of Persons Outside The Bahamas     | 91,543                         | 29,045                              | 60,000                     | 12,000           | 12,000                         | 12,000                         |
| 2211210                    | Subsistence for Travellers Outside The Bahamas   | 8,001                          | 14,990                              | 32,840                     | 6,852            | 6,852                          | 6,852                          |
|                            | <b>International Travel &amp; Subsistence</b>    | <b>99,544</b>                  | <b>44,035</b>                       | <b>92,840</b>              | <b>18,852</b>    | <b>18,852</b>                  | <b>18,852</b>                  |
| <b>22210EE</b>             | <b>Rent</b>                                      |                                |                                     |                            |                  |                                |                                |
| 2221102                    | Rent - Office                                    | 53,216                         | 39,015                              | 62,500                     | 62,500           | 64,063                         | 64,063                         |
|                            | <b>Rent</b>                                      | <b>53,216</b>                  | <b>39,015</b>                       | <b>62,500</b>              | <b>62,500</b>    | <b>64,063</b>                  | <b>64,063</b>                  |
| <b>22410EE</b>             | <b>Supplies &amp; Materials</b>                  |                                |                                     |                            |                  |                                |                                |
| 2241201                    | Office Supplies & Stationery                     | 11,586                         | 3,938                               | 16,000                     | 10,000           | 10,000                         | 10,000                         |
| 2241205                    | Food, Ice & Drinking Water                       | 800                            | 1,018                               | 1,600                      | 1,600            | 1,600                          | 1,600                          |
| 2241206                    | Publications                                     | 427                            | 140                                 | 640                        | 512              | 512                            | 512                            |
| 2241211                    | Cleaning & Toilet Supplies                       | 528                            | 1,718                               | 3,000                      | 3,000            | 3,000                          | 3,000                          |

# [Head 004] DEPARTMENT OF THE AUDITOR GENERAL



| ITEM NO.       | TITLE OF ITEM   | PROVISIONAL ACTUAL EXPENDITURE | EXPENDITURE (PROVISIONAL) JUL - MAR | REVISED APPROVED ESTIMATES | ESTIMATES        | PRELIMINARY FORECAST ESTIMATES | PRELIMINARY FORECAST ESTIMATES |
|----------------|---|--------------------------------|-------------------------------------|----------------------------|------------------|--------------------------------|--------------------------------|
|                |   | 2018/2019                      | 2019/2020                           | 2019/2020                  | 2020/2021        | 2021/2022                      | 2022/2023                      |
|                |   | \$                             | \$                                  | \$                         | \$               | \$                             | \$                             |
| 2241212        | Computer Software Supplies & Materials                  | 880                            | 0                                   | 2,000                      | 1,600            | 1,600                          | 1,600                          |
| 2241213        | Clothing & Clothing Supplies                            | 476                            | 0                                   | 1,500                      | 1,500            | 1,500                          | 1,500                          |
| 2241299        | Other Supplies & Materials                              | 1,648                          | 1,664                               | 3,000                      | 2,400            | 2,400                          | 2,400                          |
|                | <b>Supplies &amp; Materials</b>                         | <b>16,345</b>                  | <b>8,478</b>                        | <b>27,740</b>              | <b>20,612</b>    | <b>20,612</b>                  | <b>20,612</b>                  |
| <b>22510EE</b> | <b>Services</b>   |                                |                                     |                            |                  |                                |                                |
| 2251101        | Printing & Duplication Service                          | 176                            | 0                                   | 2,000                      | 1,600            | 1,600                          | 1,600                          |
| 2251104        | Professional Services (Audit, Accounting)               | 14,245                         | 4,500                               | 25,000                     | 20,000           | 20,000                         | 20,000                         |
| 2251107        | Workshops, Conferences, Seminars, Meetings & Exhibits   | 45,712                         | 1,344                               | 80,000                     | 50,000           | 80,000                         | 80,000                         |
| 2251108        | Tuition, Training, In-service Awards, Subsistence       | 5,749                          | 1,800                               | 10,000                     | 6,000            | 11,275                         | 11,275                         |
| 2251109        | Licencing & Inspection of Vehicles                      | 1,170                          | 780                                 | 2,000                      | 1,600            | 1,600                          | 1,600                          |
| 2251115        | Consultancy Services                                    | 5,997                          | 0                                   | 24,000                     | 10,000           | 27,060                         | 27,060                         |
| 2251128        | Fees & Other Charges                                    | 7,765                          | 3,998                               | 12,000                     | 9,600            | 9,600                          | 9,600                          |
| 2251129        | Staff Engagement  | 1,561                          | 1,152                               | 2,520                      | 1,260            | 1,260                          | 1,260                          |
| 2251138        | External Audit  | 0                              | 99,935                              | 300,000                    | 100,000          | 300,000                        | 300,000                        |
| 2251303        | Equipment Maintenance                                   | 1,522                          | 1,188                               | 1,800                      | 1,440            | 1,440                          | 1,440                          |
| 2251339        | Janitorial Service Contracts                            | 5,353                          | 0                                   | 12,500                     | 14,000           | 14,094                         | 14,094                         |
|                | <b>Services</b>   | <b>89,250</b>                  | <b>114,697</b>                      | <b>471,820</b>             | <b>215,500</b>   | <b>467,929</b>                 | <b>467,929</b>                 |
| <b>22610EE</b> | <b>Minor Capital Repairs</b>                            |                                |                                     |                            |                  |                                |                                |
| 2261201        | Transportation Equipment Upkeep                         | 4,810                          | 1,920                               | 10,000                     | 8,000            | 8,000                          | 8,000                          |
|                | <b>Minor Capital Repairs</b>                            | <b>4,810</b>                   | <b>1,920</b>                        | <b>10,000</b>              | <b>8,000</b>     | <b>8,000</b>                   | <b>8,000</b>                   |
| <b>22810EE</b> | <b>Special Financial Transactions</b>                   |                                |                                     |                            |                  |                                |                                |
| 2281105        | VAT Expenses  | 437                            | 5,110                               | 10,000                     | 950              | 950                            | 950                            |
|                | <b>Special Financial Transactions</b>                   | <b>437</b>                     | <b>5,110</b>                        | <b>10,000</b>              | <b>950</b>       | <b>950</b>                     | <b>950</b>                     |
|                | <b>Use of Goods &amp; Services</b>                      | <b>329,963</b>                 | <b>264,313</b>                      | <b>787,900</b>             | <b>379,614</b>   | <b>633,606</b>                 | <b>633,606</b>                 |
|                | <b>DEPARTMENT OF THE AUDITOR GENERAL TOTAL EXPENSES</b> | <b>2,155,379</b>               | <b>1,680,755</b>                    | <b>3,194,558</b>           | <b>2,324,597</b> | <b>3,329,364</b>               | <b>3,330,570</b>               |

The Accounting Officer for this Head is the AUDITOR GENERAL



# [Head 005] MINISTRY OF PUBLIC SERVICE & NATIONAL INSURANCE



| ITEM NO.                   | TITLE OF ITEM                                    | PROVISIONAL ACTUAL EXPENDITURE | EXPENDITURE (PROVISIONAL) | REVISED APPROVED ESTIMATES | ESTIMATES         | PRELIMINARY FORECAST ESTIMATES | PRELIMINARY FORECAST ESTIMATES |
|----------------------------|--|--------------------------------|---------------------------|----------------------------|-------------------|--------------------------------|--------------------------------|
|                            |  | 2018/2019                      | JUL - MAR 2019/2020       | 2019/2020                  | 2020/2021         | 2021/2022                      | 2022/2023                      |
|                            |  | \$                             | \$                        | \$                         | \$                | \$                             | \$                             |
| <b>PERSONAL EMOLUMENTS</b> |  |                                |                           |                            |                   |                                |                                |
| <b>21110EE</b>             | <b>Wages &amp; Salaries (In Cash)</b>            |                                |                           |                            |                   |                                |                                |
| 2111101                    | Salary-Permanent/Pensionable                     | 3,943,638                      | 3,834,677                 | 4,750,000                  | 4,581,000         | 4,694,150                      | 4,834,974                      |
| 2111102                    | Salary-Contract Workers                          | 181,679                        | 1,331,350                 | 340,900                    | 3,340,900         | 3,340,900                      | 3,340,900                      |
| 2111103                    | Global Provision - New Appts - Monthly Employees | 110,170                        | 166,933                   | 8,000,000                  | 3,110,000         | 6,139,505                      | 6,323,690                      |
| 2111104                    | Salary Adjustments                               | 1,339,827                      | 454,017                   | 5,000,000                  | 0                 | 6,000,000                      | 6,000,000                      |
| 2111107                    | New Appointments - College Recruits              | 0                              | 0                         | 3,000,000                  | 0                 | 2,400,000                      | 3,000,000                      |
| 2111204                    | Special Employment Projects                      | 10,980,248                     | 8,070,017                 | 12,000,000                 | 12,000,000        | 12,000,000                     | 12,000,000                     |
|                            | <b>Wages &amp; Salaries (In Cash)</b>            | <b>16,555,562</b>              | <b>13,856,994</b>         | <b>33,090,900</b>          | <b>23,031,900</b> | <b>34,574,555</b>              | <b>35,499,564</b>              |
| <b>21120EE</b>             | <b>Allowances</b>                                |                                |                           |                            |                   |                                |                                |
| 2112101                    | Honoraria  | 138,877                        | 52,555                    | 210,000                    | 220,000           | 260,000                        | 260,000                        |
| 2112102                    | Overtime - Monthly Employees (General)           | 208,397                        | 93,881                    | 200,000                    | 128,550           | 150,000                        | 150,000                        |
| 2112112                    | Transport & Mileage Allowance                    | 11,250                         | 13,813                    | 18,000                     | 24,000            | 21,500                         | 21,500                         |
| 2112114                    | Duty Allowance                                   | 5,000                          | 3,750                     | 5,000                      | 5,000             | 5,000                          | 5,000                          |
| 2112115                    | Responsibility Allowance                         | 37,609                         | 30,879                    | 52,000                     | 52,000            | 52,000                         | 52,000                         |
| 2112116                    | Acting Allowance                                 | 5,577                          | 6,394                     | 35,000                     | 35,000            | 35,000                         | 35,000                         |
| 2112199                    | Other Allowances                                 | 500                            | 0                         | 2,100                      | 2,100             | 2,100                          | 2,100                          |
|                            | <b>Allowances</b>                                | <b>407,210</b>                 | <b>201,272</b>            | <b>522,100</b>             | <b>466,650</b>    | <b>525,600</b>                 | <b>525,600</b>                 |
|                            | <b>Personal Emoluments</b>                       | <b>16,962,772</b>              | <b>14,058,266</b>         | <b>33,613,000</b>          | <b>23,498,550</b> | <b>35,100,155</b>              | <b>36,025,164</b>              |
| <b>22000EE</b>             | <b>Use of Goods &amp; Services</b>               |                                |                           |                            |                   |                                |                                |
| <b>22111EE</b>             | <b>Domestic Travel &amp; Subsistence</b>         |                                |                           |                            |                   |                                |                                |
| 2211101                    | Air Transport of Persons Within The Bahamas      | 10,144                         | 7,839                     | 18,240                     | 13,400            | 13,440                         | 13,440                         |
| 2211102                    | Members Travel Allowances                        | 0                              | 1,016                     | 2,375                      | 0                 | 0                              | 0                              |
| 2211103                    | Mileage Within The Bahamas                       | 2,000                          | 500                       | 6,175                      | 3,500             | 3,520                          | 3,520                          |
| 2211110                    | Subsistence for Travellers Within The Bahamas    | 5,846                          | 3,024                     | 18,620                     | 15,160            | 15,160                         | 15,160                         |
|                            | <b>Domestic Travel &amp; Subsistence</b>         | <b>17,990</b>                  | <b>12,379</b>             | <b>45,410</b>              | <b>32,060</b>     | <b>32,120</b>                  | <b>32,120</b>                  |
| <b>22112EE</b>             | <b>International Travel &amp; Subsistence</b>    |                                |                           |                            |                   |                                |                                |
| 2211201                    | Air Transport of Persons Outside The Bahamas     | 0                              | 0                         | 17,860                     | 3,000             | 2,985                          | 2,985                          |
| 2211210                    | Subsistence for Travellers Outside The Bahamas   | 0                              | 1,260                     | 9,500                      | 1,900             | 1,860                          | 1,860                          |
|                            | <b>International Travel &amp; Subsistence</b>    | <b>0</b>                       | <b>1,260</b>              | <b>27,360</b>              | <b>4,900</b>      | <b>4,845</b>                   | <b>4,845</b>                   |
| <b>22113EE</b>             | <b>Other Travel &amp; Subsistence</b>            |                                |                           |                            |                   |                                |                                |
| 2211307                    | Staff - Overseas Recruitment                     | 3,300                          | 2,515                     | 10,450                     | 1,900             | 10,450                         | 10,450                         |
|                            | <b>Other Travel &amp; Subsistence</b>            | <b>3,300</b>                   | <b>2,515</b>              | <b>10,450</b>              | <b>1,900</b>      | <b>10,450</b>                  | <b>10,450</b>                  |
| <b>22210EE</b>             | <b>Rent</b>                                      |                                |                           |                            |                   |                                |                                |
| 2221102                    | Rent - Office                                    | 25,237,298                     | 18,985,543                | 29,500,000                 | 25,084,476        | 38,700,000                     | 38,700,000                     |
| 2221103                    | Lease Agreement - NIB                            | 15,899,908                     | 10,632,246                | 16,500,000                 | 16,500,000        | 23,300,000                     | 23,300,000                     |

# [Head 005] MINISTRY OF PUBLIC SERVICE & NATIONAL INSURANCE



| ITEM NO.       | TITLE OF ITEM   | PROVISIONAL ACTUAL EXPENDITURE | EXPENDITURE (PROVISIONAL) | REVISED APPROVED ESTIMATES | ESTIMATES         | PRELIMINARY FORECAST ESTIMATES | PRELIMINARY FORECAST ESTIMATES |
|----------------|---|--------------------------------|---------------------------|----------------------------|-------------------|--------------------------------|--------------------------------|
|                |   | 2018/2019                      | JUL - MAR 2019/2020       | 2019/2020                  | 2020/2021         | 2021/2022                      | 2022/2023                      |
|                |   | \$                             | \$                        | \$                         | \$                | \$                             | \$                             |
|                | <b>Rent</b>   | <b>41,137,206</b>              | <b>29,617,789</b>         | <b>46,000,000</b>          | <b>41,584,476</b> | <b>62,000,000</b>              | <b>62,000,000</b>              |
| <b>22410EE</b> | <b>Supplies &amp; Materials</b>                       |                                |                           |                            |                   |                                |                                |
| 2241201        | Office Supplies & Stationery                          | 37,004                         | 23,663                    | 49,970                     | 44,600            | 44,520                         | 44,620                         |
| 2241205        | Food, Ice & Drinking Water                            | 6,068                          | 10,520                    | 15,010                     | 21,800            | 22,000                         | 22,100                         |
| 2241206        | Publications  | 4,187                          | 3,286                     | 7,030                      | 5,800             | 5,624                          | 5,624                          |
| 2241211        | Cleaning & Toilet Supplies                            | 10,769                         | 11,941                    | 20,425                     | 21,800            | 19,525                         | 19,525                         |
| 2241213        | Clothing & Clothing Supplies                          | 1,267                          | 0                         | 2,983                      | 2,800             | 2,800                          | 2,800                          |
| 2241299        | Other Supplies & Materials                            | 140,203                        | 1,216                     | 89,015                     | 25,560            | 25,332                         | 25,332                         |
|                | <b>Supplies &amp; Materials</b>                       | <b>199,498</b>                 | <b>50,626</b>             | <b>184,433</b>             | <b>122,360</b>    | <b>119,801</b>                 | <b>120,001</b>                 |
| <b>22510EE</b> | <b>Services</b>                                       |                                |                           |                            |                   |                                |                                |
| 2251101        | Printing & Duplication Service                        | 19,210                         | 18,748                    | 31,588                     | 31,500            | 28,954                         | 29,109                         |
| 2251102        | Advertising & Public Notices                          | 432                            | 0                         | 1,425                      | 1,140             | 1,260                          | 1,260                          |
| 2251107        | Workshops, Conferences, Seminars, Meetings & Exhibits | 1,500                          | 2,684                     | 10,450                     | 8,000             | 7,820                          | 7,820                          |
| 2251108        | Tuition, Training, In-service Awards, Subsistence     | 3,745                          | 31,276                    | 76,000                     | 60,800            | 60,800                         | 60,800                         |
| 2251109        | Licencing & Inspection of Vehicles                    | 1,560                          | 0                         | 1,400                      | 1,600             | 1,360                          | 1,360                          |
| 2251111        | Security Services Contract                            | 469,976                        | 504,127                   | 570,000                    | 120,000           | 123,600                        | 127,308                        |
| 2251115        | Consultancy Services                                  | 72,870                         | 62,278                    | 200,000                    | 200,000           | 206,000                        | 212,180                        |
| 2251128        | Fees & Other Charges                                  | 32,511                         | 82,486                    | 96,425                     | 368,000           | 243,000                        | 243,000                        |
| 2251129        | Staff Engagement                                      | 3,733                          | 0                         | 6,175                      | 3,000             | 3,613                          | 3,613                          |
| 2251203        | Freight & Express                                     | 24                             | 319                       | 3,800                      | 2,950             | 3,400                          | 3,400                          |
| 2251312        | Maintenance of NIB Buildings                          | 746,731                        | 209,464                   | 850,000                    | 850,000           | 850,000                        | 850,000                        |
| 2251337        | Operation of Facilities or Other Services             | 22,307                         | 16,120                    | 42,750                     | 44,900            | 47,183                         | 48,298                         |
|                | <b>Services</b>                                       | <b>1,374,599</b>               | <b>927,502</b>            | <b>1,890,013</b>           | <b>1,691,890</b>  | <b>1,576,990</b>               | <b>1,588,148</b>               |
| <b>22610EE</b> | <b>Minor Capital Repairs</b>                          |                                |                           |                            |                   |                                |                                |
| 2261201        | Transportation Equipment Upkeep                       | 4,777                          | 3,845                     | 7,600                      | 7,760             | 6,080                          | 6,080                          |
|                | <b>Minor Capital Repairs</b>                          | <b>4,777</b>                   | <b>3,845</b>              | <b>7,600</b>               | <b>7,760</b>      | <b>6,080</b>                   | <b>6,080</b>                   |
| <b>22810EE</b> | <b>Special Financial Transactions</b>                 |                                |                           |                            |                   |                                |                                |
| 2281001        | Special Financial Transactions                        | 361,686                        | 0                         | 0                          | 0                 | 0                              | 0                              |
| 2281105        | VAT Expenses  | 150                            | 28                        | 950                        | 950               | 1,000                          | 1,000                          |
| 2281176        | Tuition Reimbursement                                 | 1,850                          | 3,900                     | 23,750                     | 23,750            | 25,000                         | 25,000                         |
| 2281184        | Professional Development                              | 0                              | 0                         | 130,970                    | 200,000           | 200,000                        | 200,000                        |
|                | <b>Special Financial Transactions</b>                 | <b>363,686</b>                 | <b>3,928</b>              | <b>155,670</b>             | <b>224,700</b>    | <b>226,000</b>                 | <b>226,000</b>                 |
|                | <b>Use of Goods &amp; Services</b>                    | <b>43,101,056</b>              | <b>30,619,844</b>         | <b>48,320,936</b>          | <b>43,670,046</b> | <b>63,976,286</b>              | <b>63,987,644</b>              |
| <b>27000EE</b> | <b>Social Benefits</b>                                |                                |                           |                            |                   |                                |                                |
| <b>27300EE</b> | <b>Pensions &amp; Gratuities</b>                      |                                |                           |                            |                   |                                |                                |
| 2731101        | Pensions to Officials                                 | 102,235,977                    | 79,495,801                | 106,100,000                | 106,100,000       | 111,100,000                    | 117,100,000                    |
| 2731201        | Public Officials/Staff Gratuities                     | 35,473,568                     | 22,740,201                | 30,000,000                 | 30,000,000        | 30,000,000                     | 33,000,000                     |

**[Head 005] MINISTRY OF PUBLIC  
SERVICE & NATIONAL INSURANCE**



| ITEM<br>NO.    | TITLE OF ITEM   | PROVISIONAL        | EXPENDITURE        | REVISED            |                    | PRELIMINARY        | PRELIMINARY        |
|----------------|---|--------------------|--------------------|--------------------|--------------------|--------------------|--------------------|
|                |   | ACTUAL             | (PROVISIONAL)      | APPROVED           |                    | FORECAST           | FORECAST           |
|                |   | EXPENDITURE        |                    | ESTIMATES          | ESTIMATES          | ESTIMATES          | ESTIMATES          |
|                |   | JUL - MAR          |                    |                    |                    |                    |                    |
|                |   | 2018/2019          | 2019/2020          | 2019/2020          | 2020/2021          | 2021/2022          | 2022/2023          |
|                |   | \$                 | \$                 | \$                 | \$                 | \$                 | \$                 |
|                | <b>Pensions &amp; Gratuties</b>   | <b>137,709,545</b> | <b>102,236,002</b> | <b>136,100,000</b> | <b>136,100,000</b> | <b>141,100,000</b> | <b>150,100,000</b> |
|                | <b>Social Benefits</b>  | <b>137,709,545</b> | <b>102,236,002</b> | <b>136,100,000</b> | <b>136,100,000</b> | <b>141,100,000</b> | <b>150,100,000</b> |
| <b>28000EE</b> | <b>Other Payments</b>   |                    |                    |                    |                    |                    |                    |
| <b>28300EE</b> | <b>Premiums, Fees &amp; Claims</b>  |                    |                    |                    |                    |                    |                    |
| 2831105        | Insurance Premiums - Government Personnel                                     | 48,588,936         | 54,740,849         | 70,000,000         | 60,000,000         | 80,000,000         | 80,000,000         |
|                | <b>Premiums, Fees &amp; Claims</b>  | <b>48,588,936</b>  | <b>54,740,849</b>  | <b>70,000,000</b>  | <b>60,000,000</b>  | <b>80,000,000</b>  | <b>80,000,000</b>  |
|                | <b>OTHER CHARGES</b>  | <b>48,588,936</b>  | <b>54,740,849</b>  | <b>70,000,000</b>  | <b>60,000,000</b>  | <b>80,000,000</b>  | <b>80,000,000</b>  |
|                | <b>MINISTRY OF PUBLIC SERVICE &amp; NATIONAL<br/>INSURANCE TOTAL EXPENSES</b> | <b>246,362,309</b> | <b>201,654,961</b> | <b>288,033,936</b> | <b>263,268,596</b> | <b>320,176,441</b> | <b>330,112,808</b> |

The Accounting Officer for this Head is the PERMANENT SECRETARY

# [Head 006] CABINET OFFICE



| ITEM NO.                   | TITLE OF ITEM   | PROVISIONAL ACTUAL EXPENDITURE | EXPENDITURE (PROVISIONAL) JUL - MAR | REVISED APPROVED ESTIMATES | ESTIMATES        | PRELIMINARY FORECAST ESTIMATES | PRELIMINARY FORECAST ESTIMATES |
|----------------------------|---|--------------------------------|-------------------------------------|----------------------------|------------------|--------------------------------|--------------------------------|
|                            |   | 2018/2019                      | 2019/2020                           | 2019/2020                  | 2020/2021        | 2021/2022                      | 2022/2023                      |
|                            |   | \$                             | \$                                  | \$                         | \$               | \$                             | \$                             |
| <b>PERSONAL EMOLUMENTS</b> |   |                                |                                     |                            |                  |                                |                                |
| <b>21110EE</b>             | <b>Wages &amp; Salaries (In Cash)</b>                                   |                                |                                     |                            |                  |                                |                                |
| 2111101                    | Salary-Permanent/Pensionable  | 1,977,621                      | 1,507,986                           | 2,033,972                  | 2,180,810        | 2,192,385                      | 2,192,385                      |
| 2111102                    | Salary-Contract Workers   | 5,212                          | 107,561                             | 254,750                    | 254,750          | 261,119                        | 261,119                        |
|                            | <b>Wages &amp; Salaries (In Cash)</b>                                   | <b>1,982,833</b>               | <b>1,615,547</b>                    | <b>2,288,722</b>           | <b>2,435,560</b> | <b>2,453,504</b>               | <b>2,453,504</b>               |
| <b>21120EE</b>             | <b>Allowances</b>   |                                |                                     |                            |                  |                                |                                |
| 2112101                    | Honoraria   | 10,108                         | 842                                 | 1,500                      | 1,500            | 1,538                          | 1,538                          |
| 2112102                    | Overtime - Monthly Employees (General)                                  | 6,567                          | 1,723                               | 9,081                      | 3,000            | 3,000                          | 3,000                          |
| 2112103                    | Housing Allowance   | 12,781                         | 6,971                               | 12,900                     | 12,900           | 13,223                         | 13,223                         |
| 2112112                    | Transport & Mileage Allowance   | 15,250                         | 3,000                               | 4,000                      | 4,000            | 4,100                          | 4,100                          |
| 2112115                    | Responsibility Allowance  | 61,835                         | 44,700                              | 94,000                     | 94,000           | 94,000                         | 94,000                         |
| 2112116                    | Acting Allowance  | 2,353                          | 542                                 | 1,500                      | 1,500            | 1,538                          | 1,538                          |
| 2112119                    | Aides-Prime Minister, Former Prime Minister, Governor General & Spouses | 76,717                         | 69,550                              | 73,200                     | 74,200           | 75,030                         | 75,030                         |
| 2112199                    | Other Allowances  | 697                            | 333                                 | 1,000                      | 1,000            | 1,025                          | 1,025                          |
|                            | <b>Allowances</b>   | <b>186,308</b>                 | <b>127,661</b>                      | <b>197,181</b>             | <b>192,100</b>   | <b>193,454</b>                 | <b>193,454</b>                 |
|                            | <b>Personal Emoluments</b>  | <b>2,169,141</b>               | <b>1,743,208</b>                    | <b>2,485,903</b>           | <b>2,627,660</b> | <b>2,646,958</b>               | <b>2,646,958</b>               |
| <b>22000EE</b>             | <b>Use of Goods &amp; Services</b>                                      |                                |                                     |                            |                  |                                |                                |
| <b>22111EE</b>             | <b>Domestic Travel &amp; Subsistence</b>                                |                                |                                     |                            |                  |                                |                                |
| 2211101                    | Air Transport of Persons Within The Bahamas                             | 3,898                          | 2,031                               | 25,570                     | 8,000            | 15,000                         | 15,000                         |
| 2211110                    | Subsistence for Travellers Within The Bahamas                           | 2,999                          | 22,334                              | 59,964                     | 32,000           | 45,000                         | 45,000                         |
| 2211114                    | Incidental Travel Expenses Within The Bahamas                           | 0                              | 0                                   | 42,180                     | 16,000           | 20,000                         | 20,000                         |
|                            | <b>Domestic Travel &amp; Subsistence</b>                                | <b>6,897</b>                   | <b>24,365</b>                       | <b>127,714</b>             | <b>56,000</b>    | <b>80,000</b>                  | <b>80,000</b>                  |
| <b>22112EE</b>             | <b>International Travel &amp; Subsistence</b>                           |                                |                                     |                            |                  |                                |                                |
| 2211201                    | Air Transport of Persons Outside The Bahamas                            | 43,926                         | 0                                   | 30,400                     | 3,000            | 10,000                         | 10,000                         |
| 2211210                    | Subsistence for Travellers Outside The Bahamas                          | 5,650                          | 0                                   | 4,750                      | 1,000            | 4,000                          | 4,000                          |
|                            | <b>International Travel &amp; Subsistence</b>                           | <b>49,576</b>                  | <b>0</b>                            | <b>35,150</b>              | <b>4,000</b>     | <b>14,000</b>                  | <b>14,000</b>                  |
| <b>22410EE</b>             | <b>Supplies &amp; Materials</b>   |                                |                                     |                            |                  |                                |                                |
| 2241201                    | Office Supplies & Stationery  | 11,845                         | 6,013                               | 14,725                     | 11,500           | 11,500                         | 11,500                         |
| 2241205                    | Food, Ice & Drinking Water  | 10,549                         | 9,450                               | 25,971                     | 18,600           | 18,600                         | 18,600                         |
| 2241206                    | Publications  | 2,397                          | 305                                 | 3,040                      | 0                | 0                              | 0                              |
| 2241207                    | Ceremonial Events   | 1,293,469                      | 1,167,034                           | 1,000,000                  | 250,000          | 1,250,000                      | 2,850,000                      |
| 2241211                    | Cleaning & Toilet Supplies  | 4,518                          | 3,705                               | 5,320                      | 4,720            | 4,720                          | 4,720                          |
| 2241212                    | Computer Software Supplies & Materials                                  | 1,055                          | 910                                 | 4,750                      | 3,800            | 3,800                          | 3,800                          |
| 2241213                    | Clothing & Clothing Supplies  | 1,760                          | 572                                 | 1,900                      | 1,900            | 1,900                          | 1,900                          |
| 2241299                    | Other Supplies & Materials  | 2,192                          | 2,345                               | 9,500                      | 7,600            | 7,600                          | 7,600                          |
|                            | <b>Supplies &amp; Materials</b>   | <b>1,327,785</b>               | <b>1,190,334</b>                    | <b>1,065,206</b>           | <b>298,120</b>   | <b>1,298,120</b>               | <b>2,898,120</b>               |
| <b>22510EE</b>             | <b>Services</b>   |                                |                                     |                            |                  |                                |                                |
| 2251101                    | Printing & Duplication Service  | 6,295                          | 2,306                               | 54,340                     | 25,472           | 25,472                         | 25,472                         |
| 2251102                    | Advertising & Public Notices  | 70,312                         | 292,516                             | 292,600                    | 264,000          | 264,000                        | 264,000                        |

# [Head 006] CABINET OFFICE



| ITEM NO.       | TITLE OF ITEM                                    | PROVISIONAL ACTUAL EXPENDITURE | EXPENDITURE (PROVISIONAL) JUL - MAR | REVISED APPROVED ESTIMATES | ESTIMATES        | PRELIMINARY FORECAST ESTIMATES | PRELIMINARY FORECAST ESTIMATES |
|----------------|--|--------------------------------|-------------------------------------|----------------------------|------------------|--------------------------------|--------------------------------|
|                |  | 2018/2019                      | 2019/2020                           | 2019/2020                  | 2020/2021        | 2021/2022                      | 2022/2023                      |
|                |  | \$                             | \$                                  | \$                         | \$               | \$                             | \$                             |
| 2251109        | Licencing & Inspection of Vehicles               | 2,024                          | 0                                   | 2,300                      | 2,300            | 2,358                          | 2,358                          |
| 2251128        | Fees & Other Charges                             | 2,554                          | 8,133                               | 19,000                     | 15,200           | 15,200                         | 15,200                         |
| 2251129        | Staff Engagement                                 | 2,160                          | 0                                   | 2,736                      | 1,368            | 1,368                          | 1,368                          |
| 2251203        | Freight & Express                                | 0                              | 0                                   | 1,425                      | 1,140            | 1,140                          | 1,140                          |
| 2251302        | Building Maintenance                             | 10,225                         | 11,274                              | 26,600                     | 26,600           | 26,600                         | 26,600                         |
| 2251303        | Equipment Maintenance                            | 621                            | 402                                 | 950                        | 760              | 760                            | 760                            |
| 2251306        | Computers, Business Machines & Related Equipment | 369                            | 416                                 | 950                        | 760              | 760                            | 760                            |
| 2251307        | Maintenance of Generators, A/C & Other Machinery | 399                            | 0                                   | 1,900                      | 1,520            | 1,520                          | 1,520                          |
| 2251322        | Office Furniture Upkeep                          | 389                            | 361                                 | 950                        | 1,000            | 1,025                          | 1,025                          |
| 2251337        | Operation of Facilities or Other Services        | 13,097                         | 5,835                               | 15,010                     | 12,008           | 12,008                         | 12,008                         |
|                | <b>Services</b>                                  | <b>108,445</b>                 | <b>321,243</b>                      | <b>418,761</b>             | <b>352,128</b>   | <b>352,211</b>                 | <b>352,211</b>                 |
| <b>22610EE</b> | <b>Minor Capital Repairs</b>                     |                                |                                     |                            |                  |                                |                                |
| 2261201        | Transportation Equipment Upkeep                  | 7,466                          | 4,533                               | 9,500                      | 7,600            | 7,600                          | 7,600                          |
|                | <b>Minor Capital Repairs</b>                     | <b>7,466</b>                   | <b>4,533</b>                        | <b>9,500</b>               | <b>7,600</b>     | <b>7,600</b>                   | <b>7,600</b>                   |
| <b>22710EE</b> | <b>Operational Expenses</b>                      |                                |                                     |                            |                  |                                |                                |
| 2271001        | Operational Expenses                             | 976,707                        | 271,407                             | 1,137,279                  | 0                | 0                              | 0                              |
|                | <b>Operational Expenses</b>                      | <b>976,707</b>                 | <b>271,407</b>                      | <b>1,137,279</b>           | <b>0</b>         | <b>0</b>                       | <b>0</b>                       |
| <b>22810EE</b> | <b>Special Financial Transactions</b>            |                                |                                     |                            |                  |                                |                                |
| 2281105        | VAT Expenses                                     | 250                            | 8                                   | 950                        | 950              | 950                            | 950                            |
| 2281144        | Administration - Government Publications         | 4,390                          | 7,259                               | 12,350                     | 15,000           | 15,000                         | 15,000                         |
| 2281162        | International Conferences                        | 31,642                         | 24,299                              | 66,500                     | 30,000           | 30,000                         | 30,000                         |
| 2281178        | Provision For Contingencies                      | 645,996                        | 591,260                             | 600,000                    | 310,000          | 600,000                        | 600,000                        |
| 2281181        | Administration - Public Disclosure Commission    | 149,306                        | 63,541                              | 190,000                    | 100,000          | 100,000                        | 100,000                        |
|                | <b>Special Financial Transactions</b>            | <b>831,584</b>                 | <b>686,367</b>                      | <b>869,800</b>             | <b>455,950</b>   | <b>745,950</b>                 | <b>745,950</b>                 |
|                | <b>Use of Goods &amp; Services</b>               | <b>3,308,460</b>               | <b>2,498,249</b>                    | <b>3,663,410</b>           | <b>1,173,798</b> | <b>2,497,881</b>               | <b>4,097,881</b>               |
| <b>28000EE</b> | <b>Other Payments</b>                            |                                |                                     |                            |                  |                                |                                |
| <b>28200EE</b> | <b>Transfers N.E.C.</b>                          |                                |                                     |                            |                  |                                |                                |
| 2821208        | Bahamas Air Sea Rescue Association               | 42,000                         | 50,000                              | 50,000                     | 50,000           | 51,250                         | 51,250                         |
| 2821231        | Bahama Humane Society                            | 42,000                         | 50,000                              | 50,000                     | 50,000           | 51,250                         | 51,250                         |
| 2821250        | Bahamas National Trust                           | 1,500,000                      | 1,500,000                           | 1,500,000                  | 1,500,000        | 1,500,000                      | 1,515,269                      |
|                | <b>Transfers N.E.C.</b>                          | <b>1,584,000</b>               | <b>1,600,000</b>                    | <b>1,600,000</b>           | <b>1,600,000</b> | <b>1,602,500</b>               | <b>1,617,769</b>               |
|                | <b>OTHER CHARGES</b>                             | <b>1,584,000</b>               | <b>1,600,000</b>                    | <b>1,600,000</b>           | <b>1,600,000</b> | <b>1,602,500</b>               | <b>1,617,769</b>               |
|                | <b>CABINET OFFICE TOTAL EXPENSES</b>             | <b>7,061,601</b>               | <b>5,841,457</b>                    | <b>7,749,313</b>           | <b>5,401,458</b> | <b>6,747,339</b>               | <b>8,362,608</b>               |

The Accounting Officer for this Head is the SECRETARY TO THE CABINET

*[Head 007]* OFFICE OF THE ATTORNEY  
GENERAL AND MINISTRY OF LEGAL AFFAIRS



| ITEM NO.                   | TITLE OF ITEM                                  | PROVISIONAL      | EXPENDITURE      | REVISED          |                  | PRELIMINARY      | PRELIMINARY      |
|----------------------------|--|------------------|------------------|------------------|------------------|------------------|------------------|
|                            |  | ACTUAL           | (PROVISIONAL)    | APPROVED         |                  | FORECAST         | FORECAST         |
|                            |  | EXPENDITURE      |                  | ESTIMATES        | ESTIMATES        | ESTIMATES        | ESTIMATES        |
|                            |  | JUL - MAR        |                  |                  |                  |                  |                  |
|                            |  | 2018/2019        | 2019/2020        | 2019/2020        | 2020/2021        | 2021/2022        | 2022/2023        |
|                            |  | \$               | \$               | \$               | \$               | \$               | \$               |
| <b>PERSONAL EMOLUMENTS</b> |  |                  |                  |                  |                  |                  |                  |
| <b>21110EE</b>             | <b>Wages &amp; Salaries (In Cash)</b>          |                  |                  |                  |                  |                  |                  |
| 2111101                    | Salary-Permanent/Pensionable                   | 7,023,755        | 6,377,271        | 7,105,531        | 5,212,917        | 5,276,435        | 5,308,194        |
| 2111102                    | Salary-Contract Workers                        | 1,635,080        | 1,237,020        | 2,002,617        | 1,119,870        | 1,119,870        | 1,119,870        |
|                            | <b>Wages &amp; Salaries (In Cash)</b>          | <b>8,658,835</b> | <b>7,614,291</b> | <b>9,108,148</b> | <b>6,332,787</b> | <b>6,396,305</b> | <b>6,428,064</b> |
| <b>21120EE</b>             | <b>Allowances</b>                              |                  |                  |                  |                  |                  |                  |
| 2112102                    | Overtime - Monthly Employees (General)         | 40,733           | 12,627           | 20,335           | 10,000           | 25,500           | 25,500           |
| 2112103                    | Housing Allowance                              | 115,244          | 49,350           | 58,418           | 150,000          | 150,000          | 150,000          |
| 2112104                    | Scarcity Allowance                             | 409,050          | 295,164          | 375,000          | 300,000          | 300,000          | 300,000          |
| 2112106                    | Educational Allowance                          | 0                | 0                | 0                | 5,000            | 5,000            | 5,000            |
| 2112112                    | Transport & Mileage Allowance                  | 32,515           | 62,651           | 94,000           | 160,000          | 160,000          | 160,000          |
| 2112114                    | Duty Allowance                                 | 10,000           | 3,750            | 10,000           | 10,000           | 10,000           | 10,000           |
| 2112115                    | Responsibility Allowance                       | 138,709          | 76,053           | 111,500          | 125,000          | 125,000          | 125,000          |
| 2112116                    | Acting Allowance                               | 4,990            | 4,116            | 10,000           | 10,000           | 15,000           | 15,000           |
|                            | <b>Allowances</b>                              | <b>751,241</b>   | <b>503,711</b>   | <b>679,253</b>   | <b>770,000</b>   | <b>790,500</b>   | <b>790,500</b>   |
|                            | <b>Personal Emoluments</b>                     | <b>9,410,076</b> | <b>8,118,002</b> | <b>9,787,401</b> | <b>7,102,787</b> | <b>7,186,805</b> | <b>7,218,564</b> |
| <b>22000EE</b>             | <b>Use of Goods &amp; Services</b>             |                  |                  |                  |                  |                  |                  |
| <b>22111EE</b>             | <b>Domestic Travel &amp; Subsistence</b>       |                  |                  |                  |                  |                  |                  |
| 2211101                    | Air Transport of Persons Within The Bahamas    | 57,839           | 31,378           | 87,934           | 8,000            | 85,000           | 85,000           |
| 2211103                    | Mileage Within The Bahamas                     | 89,897           | 687              | 17,600           | 400              | 2,000            | 2,000            |
| 2211110                    | Subsistence for Travellers Within The Bahamas  | 116,000          | 12,436           | 100,000          | 8,000            | 90,000           | 90,000           |
|                            | <b>Domestic Travel &amp; Subsistence</b>       | <b>263,736</b>   | <b>44,501</b>    | <b>205,534</b>   | <b>16,400</b>    | <b>177,000</b>   | <b>177,000</b>   |
| <b>22112EE</b>             | <b>International Travel &amp; Subsistence</b>  |                  |                  |                  |                  |                  |                  |
| 2211201                    | Air Transport of Persons Outside The Bahamas   | 212,161          | 74,695           | 55,000           | 4,500            | 60,000           | 60,000           |
| 2211210                    | Subsistence for Travellers Outside The Bahamas | 173,780          | 55,634           | 54,000           | 6,000            | 60,000           | 60,000           |
|                            | <b>International Travel &amp; Subsistence</b>  | <b>385,941</b>   | <b>130,329</b>   | <b>109,000</b>   | <b>10,500</b>    | <b>120,000</b>   | <b>120,000</b>   |
| <b>22210EE</b>             | <b>Rent</b>                                    |                  |                  |                  |                  |                  |                  |
| 2221101                    | Rent - Living Accommodation (General)          | 34,650           | 20,000           | 30,000           | 2,000            | 2,000            | 2,000            |
|                            | <b>Rent</b>                                    | <b>34,650</b>    | <b>20,000</b>    | <b>30,000</b>    | <b>2,000</b>     | <b>2,000</b>     | <b>2,000</b>     |
| <b>22410EE</b>             | <b>Supplies &amp; Materials</b>                |                  |                  |                  |                  |                  |                  |
| 2241201                    | Office Supplies & Stationery                   | 50,584           | 23,008           | 47,000           | 15,000           | 40,000           | 40,000           |
| 2241205                    | Food, Ice & Drinking Water                     | 30,540           | 15,685           | 28,000           | 10,000           | 20,000           | 20,000           |
| 2241206                    | Publications                                   | 6,336            | 2,524            | 8,400            | 8,760            | 7,000            | 7,000            |
| 2241211                    | Cleaning & Toilet Supplies                     | 35,973           | 7,849            | 32,000           | 10,000           | 20,000           | 20,000           |
| 2241213                    | Clothing & Clothing Supplies                   | 0                | 0                | 2,000            | 1,000            | 2,000            | 2,000            |
| 2241299                    | Other Supplies & Materials                     | 4,399            | 4,145            | 7,000            | 3,000            | 5,000            | 5,000            |

**[Head 007] OFFICE OF THE ATTORNEY  
GENERAL AND MINISTRY OF LEGAL AFFAIRS**



| ITEM NO.       | TITLE OF ITEM   | PROVISIONAL ACTUAL EXPENDITURE | EXPENDITURE (PROVISIONAL) | REVISED APPROVED ESTIMATES | ESTIMATES        | PRELIMINARY FORECAST ESTIMATES | PRELIMINARY FORECAST ESTIMATES |
|----------------|---|--------------------------------|---------------------------|----------------------------|------------------|--------------------------------|--------------------------------|
|                |   | 2018/2019                      | JUL - MAR 2019/2020       | 2019/2020                  | 2020/2021        | 2021/2022                      | 2022/2023                      |
|                |   | \$                             | \$                        | \$                         | \$               | \$                             | \$                             |
|                | <b>Supplies &amp; Materials</b>                       | <b>127,832</b>                 | <b>53,211</b>             | <b>124,400</b>             | <b>47,760</b>    | <b>94,000</b>                  | <b>94,000</b>                  |
| <b>22510EE</b> | <b>Services</b>                                       |                                |                           |                            |                  |                                |                                |
| 2251101        | Printing & Duplication Service                        | 28,383                         | 9,061                     | 18,000                     | 8,000            | 15,000                         | 15,000                         |
| 2251102        | Advertising & Public Notices                          | 13,520                         | 3,200                     | 18,000                     | 6,000            | 10,000                         | 10,000                         |
| 2251107        | Workshops, Conferences, Seminars, Meetings & Exhibits | 12,800                         | 5,276                     | 20,000                     | 102,500          | 10,000                         | 10,000                         |
| 2251108        | Tuition, Training, In-service Awards, Subsistence     | 16,427                         | 2,854                     | 18,000                     | 2,500            | 18,000                         | 18,000                         |
| 2251109        | Licencing & Inspection of Vehicles                    | 3,900                          | 0                         | 7,130                      | 5,000            | 5,000                          | 5,000                          |
| 2251110        | Postage, Postal Machines & Services                   | 1,163                          | 262                       | 1,500                      | 800              | 1,500                          | 1,500                          |
| 2251115        | Consultancy Services                                  | 4,521,861                      | 2,947,857                 | 4,501,786                  | 2,150,000        | 4,285,384                      | 4,285,384                      |
| 2251128        | Fees & Other Charges                                  | 55,974                         | 61,914                    | 80,000                     | 50,000           | 80,000                         | 80,000                         |
| 2251129        | Staff Engagement                                      | 8,800                          | 7,611                     | 20,000                     | 5,000            | 20,000                         | 20,000                         |
| 2251134        | Special Projects                                      | 0                              | 7,467                     | 1,000,000                  | 500,000          | 1,000,000                      | 1,000,000                      |
| 2251201        | Local Transportation of Goods                         | 608                            | 0                         | 2,000                      | 200              | 2,000                          | 2,000                          |
| 2251203        | Freight & Express                                     | 7,920                          | 3,350                     | 11,278                     | 7,200            | 8,000                          | 8,000                          |
| 2251303        | Equipment Maintenance                                 | 0                              | 403                       | 8,000                      | 0                | 0                              | 0                              |
| 2251306        | Computers, Business Machines & Related Equipment      | 0                              | 0                         | 0                          | 800              | 5,000                          | 5,000                          |
| 2251337        | Operation of Facilities or Other Services             | 277,683                        | 316,105                   | 200,200                    | 1,600,000        | 1,695,000                      | 1,695,000                      |
| 2251399        | Other Contractual Services                            | 8,746                          | 1,580,242                 | 16,000                     | 5,000            | 20,000                         | 20,000                         |
|                | <b>Services</b>                                       | <b>4,957,785</b>               | <b>4,945,602</b>          | <b>5,921,894</b>           | <b>4,443,000</b> | <b>7,174,884</b>               | <b>7,174,884</b>               |
| <b>22610EE</b> | <b>Minor Capital Repairs</b>                          |                                |                           |                            |                  |                                |                                |
| 2261201        | Transportation Equipment Upkeep                       | 19,578                         | 12,727                    | 30,000                     | 10,000           | 20,000                         | 20,000                         |
|                | <b>Minor Capital Repairs</b>                          | <b>19,578</b>                  | <b>12,727</b>             | <b>30,000</b>              | <b>10,000</b>    | <b>20,000</b>                  | <b>20,000</b>                  |
| <b>22810EE</b> | <b>Special Financial Transactions</b>                 |                                |                           |                            |                  |                                |                                |
| 2281001        | Special Financial Transactions                        | 2,908                          | 11,267                    | 1,055,000                  | 1,055,000        | 1,055,000                      | 1,055,000                      |
| 2281105        | VAT Expenses  | 212                            | 96                        | 1,000                      | 950              | 1,000                          | 1,000                          |
|                | <b>Special Financial Transactions</b>                 | <b>3,120</b>                   | <b>11,363</b>             | <b>1,056,000</b>           | <b>1,055,950</b> | <b>1,056,000</b>               | <b>1,056,000</b>               |
|                | <b>Use of Goods &amp; Services</b>                    | <b>5,792,642</b>               | <b>5,217,733</b>          | <b>7,476,828</b>           | <b>5,585,610</b> | <b>8,643,884</b>               | <b>8,643,884</b>               |
| <b>25000EE</b> | <b>Subsidies</b>                                      |                                |                           |                            |                  |                                |                                |
| <b>25300EE</b> | <b>Subsidies to Other Sectors</b>                     |                                |                           |                            |                  |                                |                                |
| 2531001        | Subsidies   | 2,499,551                      | 2,227,573                 | 1,500,000                  | 2,263,053        | 2,263,053                      | 2,263,053                      |
|                | <b>Subsidies to Other Sectors</b>                     | <b>2,499,551</b>               | <b>2,227,573</b>          | <b>1,500,000</b>           | <b>2,263,053</b> | <b>2,263,053</b>               | <b>2,263,053</b>               |
|                | <b>Subsidies</b>                                      | <b>2,499,551</b>               | <b>2,227,573</b>          | <b>1,500,000</b>           | <b>2,263,053</b> | <b>2,263,053</b>               | <b>2,263,053</b>               |
| <b>27000EE</b> | <b>Social Benefits</b>                                |                                |                           |                            |                  |                                |                                |
| <b>27200EE</b> | <b>Social Assistance Benefits</b>                     |                                |                           |                            |                  |                                |                                |
| 2721108        | Legal Aid   | 44,020                         | 18,980                    | 50,000                     | 1,500            | 5,000                          | 5,000                          |

**[Head 007] OFFICE OF THE ATTORNEY  
GENERAL AND MINISTRY OF LEGAL AFFAIRS**



| ITEM NO. | TITLE OF ITEM   | PROVISIONAL ACTUAL EXPENDITURE | EXPENDITURE (PROVISIONAL) JUL - MAR | REVISED APPROVED ESTIMATES | ESTIMATES  | PRELIMINARY FORECAST ESTIMATES | PRELIMINARY FORECAST ESTIMATES |
|----------|---|--------------------------------|-------------------------------------|----------------------------|------------|--------------------------------|--------------------------------|
|          |   | 2018/2019                      | 2019/2020                           | 2019/2020                  | 2020/2021  | 2021/2022                      | 2022/2023                      |
|          |   | \$                             | \$                                  | \$                         | \$         | \$                             | \$                             |
|          | Social Assistance Benefits  | 44,020                         | 18,980                              | 50,000                     | 1,500      | 5,000                          | 5,000                          |
|          | Social Benefits   | 44,020                         | 18,980                              | 50,000                     | 1,500      | 5,000                          | 5,000                          |
| 28000EE  | Other Payments  |                                |                                     |                            |            |                                |                                |
| 28200EE  | Transfers N.E.C.  |                                |                                     |                            |            |                                |                                |
| 2821406  | Cellular Liberalization   | 8,333                          | 98,602                              | 100,000                    | 90,000     | 100,000                        | 100,000                        |
| 2821610  | Bahamas Industrial Tribunal   | 290,565                        | 34,336                              | 150,000                    | 100,000    | 150,000                        | 150,000                        |
| 2821630  | Human Rights Council  | 0                              | 0                                   | 0                          | 10,000     | 21,000                         | 21,000                         |
|          | Transfers N.E.C.  | 298,898                        | 132,938                             | 250,000                    | 200,000    | 271,000                        | 271,000                        |
|          | OTHER CHARGES   | 298,898                        | 132,938                             | 250,000                    | 200,000    | 271,000                        | 271,000                        |
|          | OFFICE OF THE ATTORNEY GENERAL AND MINISTRY OF LEGAL AFFAIRS TOTAL EXPENSES | 18,045,187                     | 15,715,226                          | 19,064,229                 | 15,152,950 | 18,369,742                     | 18,401,501                     |

The Accounting Officer for this Head is the PERMANENT SECRETARY



**[Head 008] OFFICE OF THE JUDICIAL  
(SUPREME AND MAGISTRATES COURTS)**



| ITEM NO.                   | TITLE OF ITEM                                  | PROVISIONAL ACTUAL EXPENDITURE | EXPENDITURE (PROVISIONAL) | REVISED APPROVED ESTIMATES | PRELIMINARY FORECAST ESTIMATES | PRELIMINARY FORECAST ESTIMATES |           |
|----------------------------|--|--------------------------------|---------------------------|----------------------------|--------------------------------|--------------------------------|-----------|
|                            |  | 2018/2019                      | JUL - MAR 2019/2020       | 2019/2020                  | 2020/2021                      | 2021/2022                      | 2022/2023 |
|                            |  | \$                             | \$                        | \$                         | \$                             | \$                             | \$        |
| <b>PERSONAL EMOLUMENTS</b> |  |                                |                           |                            |                                |                                |           |
| <b>21110EE</b>             | <b>Wages &amp; Salaries (In Cash)</b>          |                                |                           |                            |                                |                                |           |
| 2111101                    | Salary-Permanent/Pensionable                   | 7,878,595                      | 6,412,840                 | 7,754,746                  | 8,206,228                      | 8,378,581                      |           |
| 2111102                    | Salary-Contract Workers                        | 1,148,178                      | 1,112,065                 | 1,836,650                  | 1,509,700                      | 2,139,700                      |           |
|                            | <b>Wages &amp; Salaries (In Cash)</b>          | <b>9,026,773</b>               | <b>7,524,905</b>          | <b>9,591,396</b>           | <b>9,715,928</b>               | <b>10,449,073</b>              |           |
| <b>21120EE</b>             | <b>Allowances</b>                              |                                |                           |                            |                                |                                |           |
| 2112101                    | Honoraria                                      | 15,068                         | 22,416                    | 30,900                     | 30,900                         | 30,900                         |           |
| 2112102                    | Overtime - Monthly Employees (General)         | 36,345                         | 47,891                    | 30,000                     | 20,000                         | 50,000                         |           |
| 2112103                    | Housing Allowance                              | 792,158                        | 557,426                   | 874,000                    | 863,000                        | 863,000                        |           |
| 2112104                    | Scarcity Allowance                             | 365,571                        | 276,059                   | 439,000                    | 424,000                        | 424,000                        |           |
| 2112106                    | Educational Allowance                          | 0                              | 0                         | 70,000                     | 70,000                         | 100,000                        |           |
| 2112107                    | Technical Allowance                            | 0                              | 0                         | 3,000                      | 0                              | 0                              |           |
| 2112112                    | Transport & Mileage Allowance                  | 90,792                         | 47,964                    | 145,000                    | 156,912                        | 156,912                        |           |
| 2112115                    | Responsibility Allowance                       | 256,982                        | 185,118                   | 263,000                    | 277,000                        | 277,000                        |           |
| 2112116                    | Acting Allowance                               | 19,931                         | 981                       | 16,500                     | 20,000                         | 20,000                         |           |
| 2112133                    | Official Entertainment Allowance               | 9,409                          | 7,298                     | 10,000                     | 10,000                         | 10,000                         |           |
| 2112199                    | Other Allowances                               | 50,327                         | 30,004                    | 50,000                     | 46,900                         | 46,900                         |           |
|                            | <b>Allowances</b>                              | <b>1,636,583</b>               | <b>1,175,157</b>          | <b>1,931,400</b>           | <b>1,918,712</b>               | <b>1,978,712</b>               |           |
|                            | <b>Personal Emoluments</b>                     | <b>10,663,356</b>              | <b>8,700,062</b>          | <b>11,522,796</b>          | <b>11,634,640</b>              | <b>12,427,785</b>              |           |
| <b>22000EE</b>             | <b>Use of Goods &amp; Services</b>             |                                |                           |                            |                                |                                |           |
| <b>22111EE</b>             | <b>Domestic Travel &amp; Subsistence</b>       |                                |                           |                            |                                |                                |           |
| 2211101                    | Air Transport of Persons Within The Bahamas    | 100,691                        | 65,070                    | 75,000                     | 27,000                         | 120,750                        |           |
| 2211103                    | Mileage Within The Bahamas                     | 7,500                          | 5,050                     | 6,000                      | 8,000                          | 10,000                         |           |
| 2211110                    | Subsistence for Travellers Within The Bahamas  | 30,185                         | 64,133                    | 72,000                     | 27,000                         | 122,850                        |           |
|                            | <b>Domestic Travel &amp; Subsistence</b>       | <b>138,376</b>                 | <b>134,253</b>            | <b>153,000</b>             | <b>62,000</b>                  | <b>253,600</b>                 |           |
| <b>22112EE</b>             | <b>International Travel &amp; Subsistence</b>  |                                |                           |                            |                                |                                |           |
| 2211201                    | Air Transport of Persons Outside The Bahamas   | 5,882                          | 50,000                    | 50,000                     | 3,000                          | 51,250                         |           |
| 2211210                    | Subsistence for Travellers Outside The Bahamas | 25,137                         | 49,616                    | 50,000                     | 3,000                          | 51,250                         |           |
|                            | <b>International Travel &amp; Subsistence</b>  | <b>31,019</b>                  | <b>99,616</b>             | <b>100,000</b>             | <b>6,000</b>                   | <b>102,500</b>                 |           |
| <b>22210EE</b>             | <b>Rent</b>                                    |                                |                           |                            |                                |                                |           |
| 2221101                    | Rent - Living Accommodation (General)          | 81,280                         | 81,000                    | 126,000                    | 36,000                         | 76,000                         |           |
|                            | <b>Rent</b>                                    | <b>81,280</b>                  | <b>81,000</b>             | <b>126,000</b>             | <b>36,000</b>                  | <b>76,000</b>                  |           |
| <b>22410EE</b>             | <b>Supplies &amp; Materials</b>                |                                |                           |                            |                                |                                |           |
| 2241201                    | Office Supplies & Stationery                   | 20,238                         | 22,436                    | 70,000                     | 60,000                         | 96,200                         |           |
| 2241205                    | Food, Ice & Drinking Water                     | 5,451                          | 27,644                    | 50,400                     | 50,400                         | 66,150                         |           |
| 2241206                    | Publications                                   | 4,584                          | 6,362                     | 11,800                     | 9,440                          | 13,304                         |           |
| 2241211                    | Cleaning & Toilet Supplies                     | 8,162                          | 21,711                    | 51,000                     | 50,000                         | 65,100                         |           |
| 2241212                    | Computer Software Supplies & Materials         | 49                             | 8,762                     | 22,000                     | 19,600                         | 44,850                         |           |
| 2241213                    | Clothing & Clothing Supplies                   | 6,813                          | 6,820                     | 15,000                     | 15,000                         | 33,600                         |           |
| 2241299                    | Other Supplies & Materials                     | 960                            | 5,022                     | 14,600                     | 11,680                         | 27,248                         |           |
|                            | <b>Supplies &amp; Materials</b>                | <b>46,257</b>                  | <b>98,757</b>             | <b>234,800</b>             | <b>216,120</b>                 | <b>345,754</b>                 |           |

**[Head 008] OFFICE OF THE JUDICIAL  
(SUPREME AND MAGISTRATES COURTS)**



| ITEM NO.       | TITLE OF ITEM   | PROVISIONAL ACTUAL EXPENDITURE | EXPENDITURE (PROVISIONAL) JUL - MAR | REVISED APPROVED ESTIMATES | ESTIMATES         | PRELIMINARY FORECAST ESTIMATES | PRELIMINARY FORECAST ESTIMATES |
|----------------|---|--------------------------------|-------------------------------------|----------------------------|-------------------|--------------------------------|--------------------------------|
|                |   | 2018/2019                      | 2019/2020                           | 2019/2020                  | 2020/2021         | 2021/2022                      | 2022/2023                      |
|                |   | \$                             | \$                                  | \$                         | \$                | \$                             | \$                             |
| <b>22510EE</b> | <b>Services</b>   |                                |                                     |                            |                   |                                |                                |
| 2251101        | Printing & Duplication Service  | 12,232                         | 14,365                              | 38,000                     | 23,700            | 42,775                         | 47,408                         |
| 2251102        | Advertising & Public Notices  | 3,403                          | 883                                 | 10,000                     | 14,400            | 27,400                         | 28,665                         |
| 2251104        | Professional Services (Audit, Accounting)                                     | 0                              | 0                                   | 1,000                      | 800               | 1,000                          | 1,000                          |
| 2251107        | Workshops, Conferences, Seminars, Meetings & Exhibits                         | 3,359                          | 7,179                               | 18,000                     | 14,400            | 41,450                         | 41,895                         |
| 2251108        | Tuition, Training, In-service Awards, Subsistence                             | 8,000                          | 5,692                               | 10,000                     | 16,000            | 30,500                         | 31,025                         |
| 2251109        | Licencing & Inspection of Vehicles  | 950                            | 55                                  | 4,590                      | 4,472             | 8,750                          | 9,138                          |
| 2251110        | Postage, Postal Machines & Services   | 0                              | 0                                   | 150                        | 120               | 150                            | 150                            |
| 2251115        | Consultancy Services  | 0                              | 575                                 | 4,200                      | 4,410             | 4,631                          | 4,862                          |
| 2251128        | Fees & Other Charges  | 7,101                          | 14,302                              | 21,527                     | 41,527            | 31,103                         | 32,659                         |
| 2251129        | Staff Engagement  | 9,871                          | 14,524                              | 15,000                     | 7,500             | 20,000                         | 23,000                         |
| 2251203        | Freight & Express   | 0                              | 0                                   | 500                        | 10,000            | 13,125                         | 13,781                         |
| 2251302        | Building Maintenance  | 1,832                          | 24,240                              | 50,000                     | 46,000            | 120,750                        | 126,788                        |
| 2251322        | Office Furniture Upkeep   | 0                              | 360                                 | 2,000                      | 5,600             | 7,250                          | 7,513                          |
| 2251337        | Operation of Facilities or Other Services                                     | 174,328                        | 43,439                              | 62,000                     | 256,000           | 572,250                        | 601,863                        |
| 2251399        | Other Contractual Services  | 0                              | 566                                 | 1,050                      | 1,050             | 1,050                          | 1,050                          |
|                | <b>Services</b>   | <b>221,076</b>                 | <b>126,180</b>                      | <b>238,017</b>             | <b>445,979</b>    | <b>922,184</b>                 | <b>970,797</b>                 |
| <b>22610EE</b> | <b>Minor Capital Repairs</b>  |                                |                                     |                            |                   |                                |                                |
| 2261201        | Transportation Equipment Upkeep   | 6,880                          | 9,542                               | 19,000                     | 27,200            | 38,850                         | 40,794                         |
|                | <b>Minor Capital Repairs</b>  | <b>6,880</b>                   | <b>9,542</b>                        | <b>19,000</b>              | <b>27,200</b>     | <b>38,850</b>                  | <b>40,794</b>                  |
| <b>22710EE</b> | <b>Operational Expenses</b>   |                                |                                     |                            |                   |                                |                                |
| 2271001        | Operational Expenses  | 589,937                        | 261,087                             | 355,560                    | 450,000           | 781,250                        | 821,363                        |
|                | <b>Operational Expenses</b>   | <b>589,937</b>                 | <b>261,087</b>                      | <b>355,560</b>             | <b>450,000</b>    | <b>781,250</b>                 | <b>821,363</b>                 |
| <b>22810EE</b> | <b>Special Financial Transactions</b>   |                                |                                     |                            |                   |                                |                                |
| 2281105        | VAT Expenses  | 173                            | 210                                 | 1,000                      | 950               | 1,025                          | 1,025                          |
| 2281151        | Judicial Service Commission Operational Expenses                              | 546                            | 591                                 | 3,000                      | 3,000             | 5,250                          | 5,513                          |
|                | <b>Special Financial Transactions</b>   | <b>719</b>                     | <b>801</b>                          | <b>4,000</b>               | <b>3,950</b>      | <b>6,275</b>                   | <b>6,538</b>                   |
|                | <b>Use of Goods &amp; Services</b>  | <b>1,115,544</b>               | <b>811,236</b>                      | <b>1,230,377</b>           | <b>1,247,249</b>  | <b>2,526,413</b>               | <b>2,656,444</b>               |
| <b>27000EE</b> | <b>Social Benefits</b>  |                                |                                     |                            |                   |                                |                                |
| <b>27200EE</b> | <b>Social Assistance Benefits</b>   |                                |                                     |                            |                   |                                |                                |
| 2721108        | Legal Aid   | 362,601                        | 251,856                             | 550,000                    | 350,000           | 550,000                        | 571,000                        |
| 2721109        | Victim Care Fund  | 312,186                        | 129,354                             | 550,000                    | 550,000           | 615,000                        | 641,250                        |
|                | <b>Social Assistance Benefits</b>   | <b>674,787</b>                 | <b>381,210</b>                      | <b>1,100,000</b>           | <b>900,000</b>    | <b>1,165,000</b>               | <b>1,212,250</b>               |
|                | <b>Social Benefits</b>  | <b>674,787</b>                 | <b>381,210</b>                      | <b>1,100,000</b>           | <b>900,000</b>    | <b>1,165,000</b>               | <b>1,212,250</b>               |
|                | <b>OFFICE OF THE JUDICIAL (SUPREME AND MAGISTRATES COURTS) TOTAL EXPENSES</b> | <b>12,453,687</b>              | <b>9,892,508</b>                    | <b>13,853,173</b>          | <b>13,781,889</b> | <b>16,119,198</b>              | <b>16,365,687</b>              |

The Accounting Officer for this Head is the REGISTRAR

# [Head 009] COURT OF APPEAL



| ITEM NO.                   | TITLE OF ITEM                                  | PROVISIONAL ACTUAL EXPENDITURE | EXPENDITURE (PROVISIONAL) JUL - MAR | REVISED APPROVED ESTIMATES | ESTIMATES        | PRELIMINARY FORECAST ESTIMATES | PRELIMINARY FORECAST ESTIMATES |
|----------------------------|--|--------------------------------|-------------------------------------|----------------------------|------------------|--------------------------------|--------------------------------|
|                            |  | 2018/2019                      | 2019/2020                           | 2019/2020                  | 2020/2021        | 2021/2022                      | 2022/2023                      |
|                            |  | \$                             | \$                                  | \$                         | \$               | \$                             | \$                             |
| <b>PERSONAL EMOLUMENTS</b> |  |                                |                                     |                            |                  |                                |                                |
| <b>21110EE</b>             | <b>Wages &amp; Salaries (In Cash)</b>          |                                |                                     |                            |                  |                                |                                |
| 2111101                    | Salary-Permanent/Pensionable                   | 1,217,624                      | 1,171,964                           | 1,257,559                  | 1,171,793        | 1,331,424                      | 1,357,072                      |
| 2111102                    | Salary-Contract Workers                        | 114,331                        | 6,011                               | 139,000                    | 204,550          | 236,050                        | 236,050                        |
|                            | <b>Wages &amp; Salaries (In Cash)</b>          | <b>1,331,955</b>               | <b>1,177,975</b>                    | <b>1,396,559</b>           | <b>1,376,343</b> | <b>1,567,474</b>               | <b>1,593,122</b>               |
| <b>21120EE</b>             | <b>Allowances</b>                              |                                |                                     |                            |                  |                                |                                |
| 2112102                    | Overtime - Monthly Employees (General)         | 12,332                         | 0                                   | 3,000                      | 3,000            | 4,000                          | 5,000                          |
| 2112103                    | Housing Allowance                              | 232,987                        | 198,608                             | 261,000                    | 261,000          | 311,000                        | 311,000                        |
| 2112104                    | Scarcity Allowance                             | 15,083                         | 15,042                              | 30,000                     | 30,000           | 30,000                         | 30,000                         |
| 2112106                    | Educational Allowance                          | 0                              | 0                                   | 20,000                     | 10,000           | 20,000                         | 20,000                         |
| 2112115                    | Responsibility Allowance                       | 62,929                         | 46,708                              | 70,000                     | 62,500           | 62,500                         | 62,500                         |
| 2112116                    | Acting Allowance                               | 57                             | 517                                 | 8,000                      | 3,000            | 5,000                          | 5,000                          |
| 2112133                    | Official Entertainment Allowance               | 2,000                          | 1,250                               | 21,000                     | 10,000           | 21,000                         | 21,000                         |
| 2112199                    | Other Allowances                               | 56,846                         | 43,228                              | 60,000                     | 65,000           | 65,000                         | 65,000                         |
|                            | <b>Allowances</b>                              | <b>382,234</b>                 | <b>305,353</b>                      | <b>473,000</b>             | <b>444,500</b>   | <b>518,500</b>                 | <b>519,500</b>                 |
|                            | <b>Personal Emoluments</b>                     | <b>1,714,189</b>               | <b>1,483,328</b>                    | <b>1,869,559</b>           | <b>1,820,843</b> | <b>2,085,974</b>               | <b>2,112,622</b>               |
| <b>22000EE</b>             | <b>Use of Goods &amp; Services</b>             |                                |                                     |                            |                  |                                |                                |
| <b>22111EE</b>             | <b>Domestic Travel &amp; Subsistence</b>       |                                |                                     |                            |                  |                                |                                |
| 2211101                    | Air Transport of Persons Within The Bahamas    | 2,634                          | 0                                   | 16,000                     | 1,600            | 4,100                          | 4,100                          |
| 2211110                    | Subsistence for Travellers Within The Bahamas  | 4,165                          | 270                                 | 13,500                     | 1,600            | 10,250                         | 10,250                         |
|                            | <b>Domestic Travel &amp; Subsistence</b>       | <b>6,799</b>                   | <b>270</b>                          | <b>29,500</b>              | <b>3,200</b>     | <b>14,350</b>                  | <b>14,350</b>                  |
| <b>22112EE</b>             | <b>International Travel &amp; Subsistence</b>  |                                |                                     |                            |                  |                                |                                |
| 2211201                    | Air Transport of Persons Outside The Bahamas   | 2,142                          | 0                                   | 2,000                      | 300              | 5,250                          | 5,513                          |
| 2211210                    | Subsistence for Travellers Outside The Bahamas | 1,390                          | 0                                   | 2,000                      | 300              | 4,000                          | 4,000                          |
|                            | <b>International Travel &amp; Subsistence</b>  | <b>3,532</b>                   | <b>0</b>                            | <b>4,000</b>               | <b>600</b>       | <b>9,250</b>                   | <b>9,513</b>                   |
| <b>22210EE</b>             | <b>Rent</b>                                    |                                |                                     |                            |                  |                                |                                |
| 2221101                    | Rent - Living Accommodation (General)          | 52,050                         | 30,400                              | 50,000                     | 0                | 0                              | 0                              |
|                            | <b>Rent</b>                                    | <b>52,050</b>                  | <b>30,400</b>                       | <b>50,000</b>              | <b>0</b>         | <b>0</b>                       | <b>0</b>                       |
| <b>22410EE</b>             | <b>Supplies &amp; Materials</b>                |                                |                                     |                            |                  |                                |                                |
| 2241201                    | Office Supplies & Stationery                   | 2,887                          | 4,153                               | 8,000                      | 5,000            | 5,000                          | 5,000                          |
| 2241205                    | Food, Ice & Drinking Water                     | 2,910                          | 3,759                               | 5,000                      | 5,000            | 10,000                         | 11,025                         |
| 2241206                    | Publications                                   | 3,508                          | 2,284                               | 4,000                      | 3,200            | 4,100                          | 4,100                          |
| 2241211                    | Cleaning & Toilet Supplies                     | 2,313                          | 4,837                               | 8,000                      | 8,000            | 10,500                         | 11,025                         |
| 2241212                    | Computer Software Supplies & Materials         | 342                            | 775                                 | 5,000                      | 4,000            | 10,500                         | 11,025                         |
| 2241213                    | Clothing & Clothing Supplies                   | 164                            | 650                                 | 3,000                      | 3,000            | 4,200                          | 4,410                          |
| 2241299                    | Other Supplies & Materials                     | 854                            | 2,475                               | 5,000                      | 4,000            | 5,513                          | 5,513                          |

# [Head 009] COURT OF APPEAL



| ITEM NO.       | TITLE OF ITEM   | PROVISIONAL ACTUAL EXPENDITURE | EXPENDITURE (PROVISIONAL) JUL - MAR | REVISED APPROVED ESTIMATES | ESTIMATES        | PRELIMINARY FORECAST ESTIMATES | PRELIMINARY FORECAST ESTIMATES |
|----------------|---|--------------------------------|-------------------------------------|----------------------------|------------------|--------------------------------|--------------------------------|
|                |   | 2018/2019                      | 2019/2020                           | 2019/2020                  | 2020/2021        | 2021/2022                      | 2022/2023                      |
|                |   | \$                             | \$                                  | \$                         | \$               | \$                             | \$                             |
|                | <b>Supplies &amp; Materials</b>                       | <b>12,978</b>                  | <b>18,933</b>                       | <b>38,000</b>              | <b>32,200</b>    | <b>49,813</b>                  | <b>52,098</b>                  |
| <b>22510EE</b> | <b>Services</b>                                       |                                |                                     |                            |                  |                                |                                |
| 2251101        | Printing & Duplication Service                        | 9,814                          | 10,313                              | 18,000                     | 9,000            | 18,900                         | 19,845                         |
| 2251102        | Advertising & Public Notices                          | 1,016                          | 487                                 | 1,200                      | 960              | 1,230                          | 1,230                          |
| 2251107        | Workshops, Conferences, Seminars, Meetings & Exhibits | 7,164                          | 1,936                               | 5,000                      | 1,000            | 5,250                          | 5,513                          |
| 2251108        | Tuition, Training, In-service Awards, Subsistence     | 750                            | 350                                 | 1,000                      | 800              | 1,000                          | 5,000                          |
| 2251109        | Licencing & Inspection of Vehicles                    | 390                            | 0                                   | 2,000                      | 1,600            | 2,050                          | 2,050                          |
| 2251110        | Postage, Postal Machines & Services                   | 430                            | 0                                   | 1,000                      | 800              | 1,000                          | 1,000                          |
| 2251115        | Consultancy Services                                  | 94,425                         | 28,516                              | 73,000                     | 73,000           | 78,750                         | 82,688                         |
| 2251128        | Fees & Other Charges                                  | 19,767                         | 6,532                               | 10,000                     | 8,000            | 10,000                         | 10,000                         |
| 2251129        | Staff Engagement                                      | 891                            | 5,095                               | 10,000                     | 5,000            | 10,500                         | 11,025                         |
| 2251201        | Local Transportation of Goods                         | 300                            | 0                                   | 2,000                      | 1,000            | 2,050                          | 2,050                          |
| 2251203        | Freight & Express                                     | 1,547                          | 132                                 | 2,000                      | 1,600            | 2,100                          | 2,205                          |
| 2251302        | Building Maintenance                                  | 8,137                          | 2,867                               | 10,000                     | 8,000            | 10,500                         | 11,025                         |
| 2251317        | Emergency Maintenance                                 | 0                              | 0                                   | 5,000                      | 4,000            | 5,513                          | 5,513                          |
| 2251321        | Fumigation & Pest Control                             | 242                            | 360                                 | 5,000                      | 4,000            | 5,513                          | 5,513                          |
| 2251337        | Operation of Facilities or Other Services             | 42,840                         | 21,934                              | 40,000                     | 40,000           | 44,100                         | 44,100                         |
|                | <b>Services</b>                                       | <b>187,713</b>                 | <b>78,522</b>                       | <b>185,200</b>             | <b>158,760</b>   | <b>198,456</b>                 | <b>208,757</b>                 |
| <b>22610EE</b> | <b>Minor Capital Repairs</b>                          |                                |                                     |                            |                  |                                |                                |
| 2261201        | Transportation Equipment Upkeep                       | 8,980                          | 6,891                               | 10,000                     | 8,000            | 11,025                         | 11,025                         |
|                | <b>Minor Capital Repairs</b>                          | <b>8,980</b>                   | <b>6,891</b>                        | <b>10,000</b>              | <b>8,000</b>     | <b>11,025</b>                  | <b>11,025</b>                  |
|                | <b>Use of Goods &amp; Services</b>                    | <b>272,052</b>                 | <b>135,016</b>                      | <b>316,700</b>             | <b>202,760</b>   | <b>282,894</b>                 | <b>295,743</b>                 |
| <b>27000EE</b> | <b>Social Benefits</b>                                |                                |                                     |                            |                  |                                |                                |
| <b>27200EE</b> | <b>Social Assistance Benefits</b>                     |                                |                                     |                            |                  |                                |                                |
| 2721108        | Legal Aid   | 29,598                         | 0                                   | 0                          | 50,000           | 52,500                         | 55,125                         |
|                | <b>Social Assistance Benefits</b>                     | <b>29,598</b>                  | <b>0</b>                            | <b>0</b>                   | <b>50,000</b>    | <b>52,500</b>                  | <b>55,125</b>                  |
|                | <b>Social Benefits</b>                                | <b>29,598</b>                  | <b>0</b>                            | <b>0</b>                   | <b>50,000</b>    | <b>52,500</b>                  | <b>55,125</b>                  |
|                | <b>COURT OF APPEAL TOTAL EXPENSES</b>                 | <b>2,015,839</b>               | <b>1,618,344</b>                    | <b>2,186,259</b>           | <b>2,073,603</b> | <b>2,421,368</b>               | <b>2,463,490</b>               |

The Accounting Officer for this Head is the REGISTRAR

# [Head 010] REGISTRAR GENERAL'S DEPARTMENT



| ITEM NO.                   | TITLE OF ITEM                                  | PROVISIONAL ACTUAL EXPENDITURE | EXPENDITURE (PROVISIONAL) JUL - MAR | REVISED APPROVED ESTIMATES | ESTIMATES        | PRELIMINARY FORECAST ESTIMATES | PRELIMINARY FORECAST ESTIMATES |
|----------------------------|--|--------------------------------|-------------------------------------|----------------------------|------------------|--------------------------------|--------------------------------|
|                            |  | 2018/2019                      | 2019/2020                           | 2019/2020                  | 2020/2021        | 2021/2022                      | 2022/2023                      |
|                            |  | \$                             | \$                                  | \$                         | \$               | \$                             | \$                             |
| <b>PERSONAL EMOLUMENTS</b> |  |                                |                                     |                            |                  |                                |                                |
| <b>21110EE</b>             | <b>Wages &amp; Salaries (In Cash)</b>          |                                |                                     |                            |                  |                                |                                |
| 2111101                    | Salary-Permanent/Pensionable                   | 2,103,687                      | 1,558,006                           | 1,891,214                  | 1,711,391        | 1,898,002                      | 2,015,385                      |
| 2111102                    | Salary-Contract Workers                        | 4,825                          | 400                                 | 215,000                    | 97,900           | 97,900                         | 97,900                         |
|                            | <b>Wages &amp; Salaries (In Cash)</b>          | <b>2,108,512</b>               | <b>1,558,406</b>                    | <b>2,106,214</b>           | <b>1,809,291</b> | <b>1,995,902</b>               | <b>2,113,285</b>               |
| <b>21120EE</b>             | <b>Allowances</b>                              |                                |                                     |                            |                  |                                |                                |
| 2112102                    | Overtime - Monthly Employees (General)         | 5,281                          | 10,730                              | 20,000                     | 10,000           | 20,000                         | 20,000                         |
| 2112112                    | Transport & Mileage Allowance                  | 4,000                          | 2,000                               | 4,000                      | 15,000           | 15,000                         | 15,000                         |
| 2112115                    | Responsibility Allowance                       | 0                              | 0                                   | 3,000                      | 15,000           | 10,000                         | 10,000                         |
| 2112116                    | Acting Allowance                               | 880                            | 0                                   | 4,000                      | 10,000           | 4,000                          | 4,000                          |
| 2112199                    | Other Allowances                               | 1,000                          | 400                                 | 6,000                      | 8,000            | 6,000                          | 6,000                          |
|                            | <b>Allowances</b>                              | <b>11,161</b>                  | <b>13,130</b>                       | <b>37,000</b>              | <b>58,000</b>    | <b>55,000</b>                  | <b>55,000</b>                  |
|                            | <b>Personal Emoluments</b>                     | <b>2,119,673</b>               | <b>1,571,536</b>                    | <b>2,143,214</b>           | <b>1,867,291</b> | <b>2,050,902</b>               | <b>2,168,285</b>               |
| <b>22000EE</b>             | <b>Use of Goods &amp; Services</b>             |                                |                                     |                            |                  |                                |                                |
| <b>22111EE</b>             | <b>Domestic Travel &amp; Subsistence</b>       |                                |                                     |                            |                  |                                |                                |
| 2211101                    | Air Transport of Persons Within The Bahamas    | 14,029                         | 13,142                              | 20,900                     | 16,000           | 25,000                         | 25,000                         |
| 2211110                    | Subsistence for Travellers Within The Bahamas  | 5,848                          | 5,580                               | 14,250                     | 11,400           | 14,250                         | 18,000                         |
|                            | <b>Domestic Travel &amp; Subsistence</b>       | <b>19,877</b>                  | <b>18,722</b>                       | <b>35,150</b>              | <b>27,400</b>    | <b>39,250</b>                  | <b>43,000</b>                  |
| <b>22112EE</b>             | <b>International Travel &amp; Subsistence</b>  |                                |                                     |                            |                  |                                |                                |
| 2211201                    | Air Transport of Persons Outside The Bahamas   | 4,009                          | 8,714                               | 19,000                     | 3,000            | 20,000                         | 20,000                         |
| 2211210                    | Subsistence for Travellers Outside The Bahamas | 6,439                          | 5,990                               | 14,250                     | 3,000            | 10,000                         | 10,000                         |
|                            | <b>International Travel &amp; Subsistence</b>  | <b>10,448</b>                  | <b>14,704</b>                       | <b>33,250</b>              | <b>6,000</b>     | <b>30,000</b>                  | <b>30,000</b>                  |
| <b>22210EE</b>             | <b>Rent</b>                                    |                                |                                     |                            |                  |                                |                                |
| 2221102                    | Rent - Office                                  | 89,280                         | 56,000                              | 96,000                     | 96,000           | 96,000                         | 96,000                         |
|                            | <b>Rent</b>                                    | <b>89,280</b>                  | <b>56,000</b>                       | <b>96,000</b>              | <b>96,000</b>    | <b>96,000</b>                  | <b>96,000</b>                  |
| <b>22410EE</b>             | <b>Supplies &amp; Materials</b>                |                                |                                     |                            |                  |                                |                                |
| 2241201                    | Office Supplies & Stationery                   | 24,978                         | 11,264                              | 33,250                     | 30,000           | 30,000                         | 40,000                         |
| 2241205                    | Food, Ice & Drinking Water                     | 5,811                          | 4,788                               | 9,500                      | 12,850           | 17,850                         | 17,950                         |
| 2241206                    | Publications                                   | 694                            | 0                                   | 1,900                      | 1,520            | 2,000                          | 2,000                          |
| 2241211                    | Cleaning & Toilet Supplies                     | 6,362                          | 8,030                               | 12,350                     | 17,950           | 19,350                         | 30,000                         |
| 2241212                    | Computer Software Supplies & Materials         | 196                            | 1,653                               | 19,008                     | 5,000            | 7,000                          | 7,000                          |
| 2241299                    | Other Supplies & Materials                     | 1,581                          | 3,685                               | 7,600                      | 6,080            | 7,760                          | 14,000                         |
|                            | <b>Supplies &amp; Materials</b>                | <b>39,622</b>                  | <b>29,420</b>                       | <b>83,608</b>              | <b>73,400</b>    | <b>83,960</b>                  | <b>110,950</b>                 |
| <b>22510EE</b>             | <b>Services</b>                                |                                |                                     |                            |                  |                                |                                |
| 2251101                    | Printing & Duplication Service                 | 105,024                        | 27,431                              | 55,000                     | 46,400           | 58,000                         | 60,000                         |

# [Head 010] REGISTRAR GENERAL'S DEPARTMENT



| ITEM NO.       | TITLE OF ITEM   | PROVISIONAL ACTUAL EXPENDITURE | EXPENDITURE (PROVISIONAL) JUL - MAR | REVISED APPROVED ESTIMATES | ESTIMATES        | PRELIMINARY FORECAST ESTIMATES | PRELIMINARY FORECAST ESTIMATES |
|----------------|---|--------------------------------|-------------------------------------|----------------------------|------------------|--------------------------------|--------------------------------|
|                |   | 2018/2019                      | 2019/2020                           | 2019/2020                  | 2020/2021        | 2021/2022                      | 2022/2023                      |
|                |   | \$                             | \$                                  | \$                         | \$               | \$                             | \$                             |
| 2251102        | Advertising & Public Notices                          | 5,833                          | 24,000                              | 7,600                      | 6,080            | 7,600                          | 7,600                          |
| 2251107        | Workshops, Conferences, Seminars, Meetings & Exhibits | 3,933                          | 5,352                               | 14,250                     | 9,000            | 10,000                         | 10,000                         |
| 2251108        | Tuition, Training, In-service Awards, Subsistence     | 3,462                          | 0                                   | 11,400                     | 0                | 8,000                          | 8,000                          |
| 2251109        | Licencing & Inspection of Vehicles                    | 585                            | 585                                 | 1,600                      | 1,280            | 1,600                          | 1,600                          |
| 2251110        | Postage, Postal Machines & Services                   | 766                            | 876                                 | 2,850                      | 2,520            | 3,000                          | 3,000                          |
| 2251111        | Security Services Contract                            | 67,635                         | 54,159                              | 150,000                    | 140,000          | 150,000                        | 150,000                        |
| 2251115        | Consultancy Services                                  | 907,438                        | 131,154                             | 977,991                    | 770,492          | 1,060,508                      | 1,060,508                      |
| 2251128        | Fees & Other Charges                                  | 19,200                         | 14,913                              | 25,750                     | 19,840           | 24,500                         | 24,500                         |
| 2251129        | Staff Engagement                                      | 5,581                          | 3,931                               | 7,600                      | 3,801            | 8,500                          | 8,500                          |
| 2251199        | Other Services  | 0                              | 0                                   | 0                          | 2,000            | 1,000                          | 1,000                          |
| 2251203        | Freight & Express                                     | 2,863                          | 1,725                               | 4,750                      | 3,800            | 6,000                          | 6,000                          |
| 2251306        | Computers, Business Machines & Related Equipment      | 0                              | 0                                   | 1,900                      | 1,520            | 2,000                          | 2,000                          |
| 2251308        | Maintenance of Communication Equipment                | 0                              | 0                                   | 1,900                      | 1,520            | 2,000                          | 2,000                          |
| 2251339        | Janitorial Service Contracts                          | 19,400                         | 6,321                               | 47,500                     | 50,000           | 50,000                         | 50,000                         |
| 2251399        | Other Contractual Services                            | 10,947                         | 770                                 | 19,000                     | 8,000            | 3,000                          | 3,000                          |
|                | <b>Services</b>                                       | <b>1,152,667</b>               | <b>271,217</b>                      | <b>1,329,091</b>           | <b>1,066,253</b> | <b>1,395,708</b>               | <b>1,397,708</b>               |
| <b>22610EE</b> | <b>Minor Capital Repairs</b>                          |                                |                                     |                            |                  |                                |                                |
| 2261201        | Transportation Equipment Upkeep                       | 8,103                          | 744                                 | 4,750                      | 4,800            | 15,000                         | 15,000                         |
|                | <b>Minor Capital Repairs</b>                          | <b>8,103</b>                   | <b>744</b>                          | <b>4,750</b>               | <b>4,800</b>     | <b>15,000</b>                  | <b>15,000</b>                  |
| <b>22810EE</b> | <b>Special Financial Transactions</b>                 |                                |                                     |                            |                  |                                |                                |
| 2281105        | VAT Expenses  | 374                            | 161                                 | 950                        | 950              | 1,000                          | 1,000                          |
|                | <b>Special Financial Transactions</b>                 | <b>374</b>                     | <b>161</b>                          | <b>950</b>                 | <b>950</b>       | <b>1,000</b>                   | <b>1,000</b>                   |
|                | <b>Use of Goods &amp; Services</b>                    | <b>1,320,371</b>               | <b>390,968</b>                      | <b>1,582,799</b>           | <b>1,274,803</b> | <b>1,660,918</b>               | <b>1,693,658</b>               |
|                | <b>REGISTRAR GENERAL'S DEPARTMENT TOTAL EXPENSES</b>  | <b>3,440,044</b>               | <b>1,962,504</b>                    | <b>3,726,013</b>           | <b>3,142,094</b> | <b>3,711,820</b>               | <b>3,861,943</b>               |

The Accounting Officer for this Head is the REGISTRAR GENERAL

# [Head 011] BAHAMAS DEPARTMENT OF CORRECTIONAL SERVICES



| ITEM NO.                   | TITLE OF ITEM                                    | PROVISIONAL ACTUAL EXPENDITURE | EXPENDITURE (PROVISIONAL) | REVISED APPROVED ESTIMATES | ESTIMATES         | PRELIMINARY FORECAST ESTIMATES | PRELIMINARY FORECAST ESTIMATES |
|----------------------------|--|--------------------------------|---------------------------|----------------------------|-------------------|--------------------------------|--------------------------------|
|                            |  | 2018/2019                      | JUL - MAR 2019/2020       | 2019/2020                  | 2020/2021         | 2021/2022                      | 2022/2023                      |
|                            |  | \$                             | \$                        | \$                         | \$                | \$                             | \$                             |
| <b>PERSONAL EMOLUMENTS</b> |  |                                |                           |                            |                   |                                |                                |
| <b>21110EE</b>             | <b>Wages &amp; Salaries (In Cash)</b>            |                                |                           |                            |                   |                                |                                |
| 2111101                    | Salary-Permanent/Pensionable                     | 21,213,276                     | 16,511,805                | 22,323,763                 | 21,956,050        | 23,178,548                     | 24,337,476                     |
| 2111102                    | Salary-Contract Workers                          | -18,552                        | 6,229                     | 181,000                    | 220,550           | 192,000                        | 192,000                        |
| 2111103                    | Global Provision - New Appts - Monthly Employees | 565,839                        | 0                         | 500,000                    | 0                 | 1,000,000                      | 1,000,000                      |
|                            | <b>Wages &amp; Salaries (In Cash)</b>            | <b>21,760,563</b>              | <b>16,518,034</b>         | <b>23,004,763</b>          | <b>22,176,600</b> | <b>24,370,548</b>              | <b>25,529,476</b>              |
| <b>21120EE</b>             | <b>Allowances</b>                                |                                |                           |                            |                   |                                |                                |
| 2112101                    | Honoraria  | 0                              | 0                         | 0                          | 27,000            | 27,000                         | 27,000                         |
| 2112102                    | Overtime - Monthly Employees (General)           | -10,713                        | 0                         | 2,520                      | 3,000             | 3,150                          | 3,308                          |
| 2112103                    | Housing Allowance                                | 0                              | 0                         | 0                          | 18,000            | 18,000                         | 18,000                         |
| 2112105                    | Risk & Hazard Allowance                          | 51,948                         | 31,245                    | 70,000                     | 48,000            | 50,400                         | 52,950                         |
| 2112115                    | Responsibility Allowance                         | 5,734                          | 4,500                     | 9,000                      | 9,000             | 9,225                          | 9,225                          |
| 2112116                    | Acting Allowance                                 | 0                              | 0                         | 3,800                      | 3,800             | 3,895                          | 3,895                          |
| 2112132                    | Uniform Allowance                                | 1,663,843                      | 1,183,314                 | 1,741,240                  | 1,926,000         | 2,461,240                      | 2,461,240                      |
| 2112199                    | Other Allowances                                 | 5,065                          | 0                         | 7,500                      | 0                 | 7,688                          | 7,688                          |
|                            | <b>Allowances</b>                                | <b>1,715,877</b>               | <b>1,219,059</b>          | <b>1,834,060</b>           | <b>2,034,800</b>  | <b>2,580,598</b>               | <b>2,583,306</b>               |
|                            | <b>Personal Emoluments</b>                       | <b>23,476,440</b>              | <b>17,737,093</b>         | <b>24,838,823</b>          | <b>24,211,400</b> | <b>26,951,146</b>              | <b>28,112,782</b>              |
| <b>22000EE</b>             | <b>Use of Goods &amp; Services</b>               |                                |                           |                            |                   |                                |                                |
| <b>22111EE</b>             | <b>Domestic Travel &amp; Subsistence</b>         |                                |                           |                            |                   |                                |                                |
| 2211101                    | Air Transport of Persons Within The Bahamas      | 486                            | 0                         | 6,400                      | 4,320             | 4,320                          | 4,320                          |
| 2211106                    | Detainees & Prisoners Travel                     | 90,587                         | 34,595                    | 100,000                    | 120,000           | 126,000                        | 132,300                        |
| 2211110                    | Subsistence for Travellers Within The Bahamas    | 1,048                          | 0                         | 5,000                      | 1,600             | 1,600                          | 1,600                          |
|                            | <b>Domestic Travel &amp; Subsistence</b>         | <b>92,121</b>                  | <b>34,595</b>             | <b>111,400</b>             | <b>125,920</b>    | <b>131,920</b>                 | <b>138,220</b>                 |
| <b>22112EE</b>             | <b>International Travel &amp; Subsistence</b>    |                                |                           |                            |                   |                                |                                |
| 2211201                    | Air Transport of Persons Outside The Bahamas     | 3,059                          | 2,207                     | 5,600                      | 900               | 900                            | 900                            |
| 2211210                    | Subsistence for Travellers Outside The Bahamas   | 17,678                         | 400                       | 5,000                      | 900               | 900                            | 900                            |
|                            | <b>International Travel &amp; Subsistence</b>    | <b>20,737</b>                  | <b>2,607</b>              | <b>10,600</b>              | <b>1,800</b>      | <b>1,800</b>                   | <b>1,800</b>                   |
| <b>22310EE</b>             | <b>Utilities &amp; Communication</b>             |                                |                           |                            |                   |                                |                                |
| 2231199                    | Other Communication & Cable Service              | 0                              | 0                         | 1,000                      | 1,000             | 1,100                          | 1,200                          |
|                            | <b>Utilities &amp; Communication</b>             | <b>0</b>                       | <b>0</b>                  | <b>1,000</b>               | <b>1,000</b>      | <b>1,100</b>                   | <b>1,200</b>                   |
| <b>22410EE</b>             | <b>Supplies &amp; Materials</b>                  |                                |                           |                            |                   |                                |                                |
| 2241103                    | Propane Gas                                      | 74,482                         | 34,163                    | 41,000                     | 42,000            | 44,100                         | 46,305                         |
| 2241104                    | Oil & Lubricants                                 | 1,334                          | 564                       | 2,040                      | 1,500             | 1,575                          | 1,654                          |
| 2241199                    | Other Fuel & Gasses                              | 612                            | 588                       | 1,000                      | 2,000             | 2,200                          | 2,400                          |
| 2241201                    | Office Supplies & Stationery                     | 18,145                         | 12,409                    | 19,040                     | 20,000            | 22,450                         | 23,500                         |
| 2241202                    | Small Equipment & Tools                          | 14,435                         | 7,142                     | 16,500                     | 10,000            | 10,500                         | 11,025                         |

# [Head 011] BAHAMAS DEPARTMENT OF CORRECTIONAL SERVICES



| ITEM NO.       | TITLE OF ITEM   | PROVISIONAL ACTUAL EXPENDITURE | EXPENDITURE (PROVISIONAL) | REVISED APPROVED ESTIMATES | ESTIMATES        | PRELIMINARY FORECAST ESTIMATES | PRELIMINARY FORECAST ESTIMATES |
|----------------|---|--------------------------------|---------------------------|----------------------------|------------------|--------------------------------|--------------------------------|
|                |   | 2018/2019                      | JUL - MAR 2019/2020       | 2019/2020                  | 2020/2021        | 2021/2022                      | 2022/2023                      |
|                |   | \$                             | \$                        | \$                         | \$               | \$                             | \$                             |
| 2241203        | Drugs & Vaccines                                      | 3,867                          | 394                       | 12,720                     | 15,000           | 15,750                         | 16,538                         |
| 2241204        | Medical & Surgical Supplies                           | 20,443                         | 4,270                     | 38,480                     | 40,000           | 42,000                         | 44,100                         |
| 2241205        | Food, Ice & Drinking Water                            | 1,919,989                      | 1,134,279                 | 1,968,000                  | 1,980,000        | 2,525,700                      | 2,656,185                      |
| 2241206        | Publications  | 1,256                          | 1,536                     | 3,708                      | 2,966            | 2,966                          | 2,966                          |
| 2241211        | Cleaning & Toilet Supplies                            | 182,092                        | 107,400                   | 156,400                    | 160,000          | 168,000                        | 176,400                        |
| 2241212        | Computer Software Supplies & Materials                | 106,508                        | 74,998                    | 75,000                     | 60,000           | 60,000                         | 60,000                         |
| 2241213        | Clothing & Clothing Supplies                          | 14,069                         | 3,954                     | 39,200                     | 40,000           | 40,000                         | 40,000                         |
| 2241214        | Food (For Animals)                                    | 18,094                         | 12,995                    | 21,760                     | 22,000           | 23,100                         | 24,255                         |
| 2241215        | Electrical Supplies & Parts                           | 14,380                         | 2,877                     | 17,000                     | 12,000           | 12,600                         | 13,230                         |
| 2241216        | Supplies - Prisoners                                  | 99,623                         | 72,249                    | 116,100                    | 116,000          | 118,365                        | 124,383                        |
| 2241217        | Construction Materials & Parts                        | 28,668                         | 12,137                    | 32,700                     | 16,967           | 17,815                         | 18,706                         |
| 2241219        | Uniform Supplies                                      | 284,553                        | 145,655                   | 300,000                    | 200,000          | 210,000                        | 220,500                        |
| 2241220        | Educational Supplies                                  | 0                              | 0                         | 1,000                      | 800              | 800                            | 800                            |
| 2241299        | Other Supplies & Materials                            | 105,290                        | 137,554                   | 151,200                    | 120,960          | 120,960                        | 120,960                        |
|                | <b>Supplies &amp; Materials</b>                       | <b>2,907,840</b>               | <b>1,765,164</b>          | <b>3,012,848</b>           | <b>2,862,193</b> | <b>3,438,881</b>               | <b>3,603,907</b>               |
| <b>22510EE</b> | <b>Services</b>                                       |                                |                           |                            |                  |                                |                                |
| 2251101        | Printing & Duplication Service                        | 3,631                          | 5,710                     | 8,000                      | 6,400            | 6,400                          | 6,400                          |
| 2251102        | Advertising & Public Notices                          | 890                            | 1,184                     | 2,000                      | 1,600            | 1,600                          | 1,600                          |
| 2251107        | Workshops, Conferences, Seminars, Meetings & Exhibits | 0                              | 0                         | 8,000                      | 6,400            | 6,400                          | 6,400                          |
| 2251108        | Tuition, Training, In-service Awards, Subsistence     | 47,703                         | 0                         | 10,000                     | 8,000            | 8,400                          | 8,820                          |
| 2251109        | Licencing & Inspection of Vehicles                    | 11,235                         | 0                         | 16,500                     | 11,000           | 11,550                         | 12,128                         |
| 2251128        | Fees & Other Charges                                  | 30,998                         | 19,258                    | 27,500                     | 12,000           | 12,600                         | 13,230                         |
| 2251129        | Staff Engagement                                      | 13,664                         | 29,488                    | 30,000                     | 15,000           | 15,750                         | 16,538                         |
| 2251203        | Freight & Express                                     | 3,984                          | 4,409                     | 5,013                      | 4,010            | 4,010                          | 4,010                          |
| 2251302        | Building Maintenance                                  | 236,452                        | 221,390                   | 400,000                    | 300,000          | 367,500                        | 385,875                        |
| 2251303        | Equipment Maintenance                                 | 143,147                        | 4,747                     | 6,000                      | 4,800            | 4,800                          | 4,800                          |
| 2251307        | Maintenance of Generators, A/C & Other Machinery      | 18,795                         | 5,939                     | 22,000                     | 15,000           | 15,750                         | 16,538                         |
| 2251308        | Maintenance of Communication Equipment                | 2,489                          | 0                         | 10,000                     | 5,000            | 5,250                          | 5,513                          |
| 2251310        | Grounds Maintenance                                   | 0                              | 2,393                     | 10,000                     | 8,000            | 8,400                          | 8,820                          |
| 2251321        | Fumigation & Pest Control                             | 16,586                         | 2,083                     | 15,802                     | 10,000           | 10,500                         | 11,025                         |
| 2251322        | Office Furniture Upkeep                               | 43,009                         | 2,324                     | 20,000                     | 0                | 10,000                         | 11,025                         |
| 2251330        | Upkeep & Maintenance of Instruments & Apparatus       | 12,433                         | 1,793                     | 13,280                     | 5,000            | 5,250                          | 5,513                          |
| 2251335        | Sewerage Maintenance Contracts                        | 22,043                         | 11,022                    | 24,495                     | 25,000           | 26,250                         | 27,563                         |
| 2251336        | Sanitact Maintenance Contract                         | 29,922                         | 14,993                    | 28,068                     | 28,068           | 28,770                         | 28,770                         |
| 2251337        | Operation of Facilities or Other Services             | 78,369                         | 69,000                    | 124,957                    | 125,000          | 128,081                        | 134,485                        |
| 2251399        | Other Contractual Services                            | 8,769                          | 42                        | 10,000                     | 10,000           | 12,500                         | 13,000                         |
|                | <b>Services</b>                                       | <b>724,119</b>                 | <b>395,775</b>            | <b>791,615</b>             | <b>600,278</b>   | <b>689,761</b>                 | <b>722,053</b>                 |
| <b>22610EE</b> | <b>Minor Capital Repairs</b>                          |                                |                           |                            |                  |                                |                                |
| 2261201        | Transportation Equipment Upkeep                       | 44,142                         | 26,730                    | 46,000                     | 36,000           | 37,800                         | 39,690                         |
|                | <b>Minor Capital Repairs</b>                          | <b>44,142</b>                  | <b>26,730</b>             | <b>46,000</b>              | <b>36,000</b>    | <b>37,800</b>                  | <b>39,690</b>                  |
| <b>22810EE</b> | <b>Special Financial Transactions</b>                 |                                |                           |                            |                  |                                |                                |



# [Head 011] BAHAMAS DEPARTMENT OF CORRECTIONAL SERVICES



| ITEM NO.       | TITLE OF ITEM   | PROVISIONAL       | EXPENDITURE       | REVISED           |                   | PRELIMINARY       | PRELIMINARY       |
|----------------|---|-------------------|-------------------|-------------------|-------------------|-------------------|-------------------|
|                |   | ACTUAL            | (PROVISIONAL)     | APPROVED          |                   | FORECAST          | FORECAST          |
|                |   | EXPENDITURE       |                   | ESTIMATES         | ESTIMATES         | ESTIMATES         | ESTIMATES         |
|                |   | JUL - MAR         |                   |                   |                   |                   |                   |
|                |   | 2018/2019         | 2019/2020         | 2019/2020         | 2020/2021         | 2021/2022         | 2022/2023         |
|                |   | \$                | \$                | \$                | \$                | \$                | \$                |
| 2281105        | VAT Expenses  | 8,586             | 2,628             | 20,000            | 950               | 950               | 950               |
| 2281179        | Funeral Expenses  | 900               | 900               | 2,700             | 2,700             | 2,700             | 2,700             |
| 2281194        | Licence Plate Programme   | 0                 | 40,735            | 80,280            | 50,000            | 80,280            | 80,280            |
|                | <b>Special Financial Transactions</b>                             | <b>9,486</b>      | <b>44,263</b>     | <b>102,980</b>    | <b>53,650</b>     | <b>83,930</b>     | <b>83,930</b>     |
|                | <b>Use of Goods &amp; Services</b>                                | <b>3,798,445</b>  | <b>2,269,134</b>  | <b>4,076,443</b>  | <b>3,680,841</b>  | <b>4,385,192</b>  | <b>4,590,800</b>  |
| <b>27000EE</b> | <b>Social Benefits</b>  |                   |                   |                   |                   |                   |                   |
| <b>27200EE</b> | <b>Social Assistance Benefits</b>                                 |                   |                   |                   |                   |                   |                   |
| 2721111        | Subsistence/Support of Persons Contract                           | 0                 | 0                 | 7,000             | 7,000             | 7,250             | 7,513             |
|                | <b>Social Assistance Benefits</b>                                 | <b>0</b>          | <b>0</b>          | <b>7,000</b>      | <b>7,000</b>      | <b>7,250</b>      | <b>7,513</b>      |
|                | <b>Social Benefits</b>  | <b>0</b>          | <b>0</b>          | <b>7,000</b>      | <b>7,000</b>      | <b>7,250</b>      | <b>7,513</b>      |
|                | <b>BAHAMAS DEPARTMENT OF CORRECTIONAL SERVICES TOTAL EXPENSES</b> | <b>27,274,885</b> | <b>20,006,227</b> | <b>28,922,266</b> | <b>27,899,241</b> | <b>31,343,588</b> | <b>32,711,095</b> |

The Accounting Officer for this Head is the COMMISSIONER

# [Head 012] PARLIAMENTARY REGISTRATION DEPARTMENT



| ITEM NO.                   | TITLE OF ITEM   | PROVISIONAL    | EXPENDITURE    | REVISED        |                | PRELIMINARY    | PRELIMINARY    |
|----------------------------|---|----------------|----------------|----------------|----------------|----------------|----------------|
|                            |   | ACTUAL         | (PROVISIONAL)  | APPROVED       |                | FORECAST       | FORECAST       |
|                            |   | EXPENDITURE    | JUL - MAR      | ESTIMATES      | ESTIMATES      | ESTIMATES      | ESTIMATES      |
|                            |   | 2018/2019      | 2019/2020      | 2019/2020      | 2020/2021      | 2021/2022      | 2022/2023      |
|                            |   | \$             | \$             | \$             | \$             | \$             | \$             |
| <b>PERSONAL EMOLUMENTS</b> |   |                |                |                |                |                |                |
| <b>21110EE</b>             | <b>Wages &amp; Salaries (In Cash)</b>                 |                |                |                |                |                |                |
| 2111101                    | Salary-Permanent/Pensionable                          | 528,734        | 414,317        | 500,000        | 495,183        | 497,500        | 499,817        |
|                            | <b>Wages &amp; Salaries (In Cash)</b>                 | <b>528,734</b> | <b>414,317</b> | <b>500,000</b> | <b>495,183</b> | <b>497,500</b> | <b>499,817</b> |
| <b>21120EE</b>             | <b>Allowances</b>                                     |                |                |                |                |                |                |
| 2112101                    | Honoraria   | 0              | 0              | 3,000          | 3,000          | 3,000          | 3,000          |
| 2112102                    | Overtime - Monthly Employees (General)                | 3,255          | 0              | 3,000          | 3,000          | 3,000          | 3,000          |
| 2112115                    | Responsibility Allowance                              | 6,000          | 4,500          | 6,500          | 6,500          | 6,500          | 6,500          |
| 2112116                    | Acting Allowance                                      | 0              | 0              | 1,000          | 1,000          | 1,000          | 1,000          |
|                            | <b>Allowances</b>                                     | <b>9,255</b>   | <b>4,500</b>   | <b>13,500</b>  | <b>13,500</b>  | <b>13,500</b>  | <b>13,500</b>  |
|                            | <b>Personal Emoluments</b>                            | <b>537,989</b> | <b>418,817</b> | <b>513,500</b> | <b>508,683</b> | <b>511,000</b> | <b>513,317</b> |
| <b>22000EE</b>             | <b>Use of Goods &amp; Services</b>                    |                |                |                |                |                |                |
| <b>22111EE</b>             | <b>Domestic Travel &amp; Subsistence</b>              |                |                |                |                |                |                |
| 2211101                    | Air Transport of Persons Within The Bahamas           | 2,021          | 863            | 4,000          | 2,000          | 2,000          | 2,000          |
| 2211103                    | Mileage Within The Bahamas                            | 0              | 0              | 1,000          | 400            | 400            | 400            |
| 2211110                    | Subsistence for Travellers Within The Bahamas         | 1,750          | 630            | 4,500          | 2,000          | 2,000          | 2,000          |
|                            | <b>Domestic Travel &amp; Subsistence</b>              | <b>3,771</b>   | <b>1,493</b>   | <b>9,500</b>   | <b>4,400</b>   | <b>4,400</b>   | <b>4,400</b>   |
| <b>22112EE</b>             | <b>International Travel &amp; Subsistence</b>         |                |                |                |                |                |                |
| 2211201                    | Air Transport of Persons Outside The Bahamas          | 240            | 0              | 5,000          | 600            | 600            | 600            |
| 2211210                    | Subsistence for Travellers Outside The Bahamas        | 120            | 1,465          | 6,000          | 900            | 900            | 900            |
|                            | <b>International Travel &amp; Subsistence</b>         | <b>360</b>     | <b>1,465</b>   | <b>11,000</b>  | <b>1,500</b>   | <b>1,500</b>   | <b>1,500</b>   |
| <b>22410EE</b>             | <b>Supplies &amp; Materials</b>                       |                |                |                |                |                |                |
| 2241201                    | Office Supplies & Stationery                          | 983            | 1,444          | 4,600          | 2,500          | 4,500          | 4,500          |
| 2241205                    | Food, Ice & Drinking Water                            | 1,365          | 1,864          | 2,500          | 2,500          | 2,500          | 2,500          |
| 2241206                    | Publications  | 1,757          | 941            | 2,780          | 2,124          | 2,124          | 2,124          |
| 2241211                    | Cleaning & Toilet Supplies                            | 2,305          | 2,241          | 4,000          | 4,000          | 4,000          | 4,000          |
| 2241212                    | Computer Software Supplies & Materials                | 1,476          | 228            | 3,320          | 2,656          | 2,656          | 2,656          |
| 2241299                    | Other Supplies & Materials                            | 1,558          | 829            | 2,900          | 2,120          | 2,420          | 2,420          |
|                            | <b>Supplies &amp; Materials</b>                       | <b>9,444</b>   | <b>7,547</b>   | <b>20,100</b>  | <b>15,900</b>  | <b>18,200</b>  | <b>18,200</b>  |
| <b>22510EE</b>             | <b>Services</b>                                       |                |                |                |                |                |                |
| 2251101                    | Printing & Duplication Service                        | 0              | 0              | 800            | 500            | 820            | 820            |
| 2251102                    | Advertising & Public Notices                          | 0              | 0              | 4,000          | 1,000          | 4,100          | 4,100          |
| 2251107                    | Workshops, Conferences, Seminars, Meetings & Exhibits | 3,638          | 1,341          | 4,000          | 2,500          | 4,000          | 4,000          |
| 2251108                    | Tuition, Training, In-service Awards, Subsistence     | 0              | 0              | 4,500          | 2,500          | 4,000          | 4,000          |
| 2251109                    | Licencing & Inspection of Vehicles                    | 585            | 0              | 1,950          | 1,521          | 1,521          | 1,521          |
| 2251110                    | Postage, Postal Machines & Services                   | 30             | 0              | 100            | 30             | 30             | 30             |

# [Head 012] PARLIAMENTARY REGISTRATION DEPARTMENT



| ITEM NO.       | TITLE OF ITEM   | PROVISIONAL ACTUAL EXPENDITURE | EXPENDITURE (PROVISIONAL) JUL - MAR | REVISED APPROVED ESTIMATES | ESTIMATES        | PRELIMINARY FORECAST ESTIMATES | PRELIMINARY FORECAST ESTIMATES |
|----------------|---|--------------------------------|-------------------------------------|----------------------------|------------------|--------------------------------|--------------------------------|
|                |   | 2018/2019                      | 2019/2020                           | 2019/2020                  | 2020/2021        | 2021/2022                      | 2022/2023                      |
|                |   | \$                             | \$                                  | \$                         | \$               | \$                             | \$                             |
| 2251118        | Election Expenses   | 98,692                         | 293,719                             | 677,000                    | 955,000          | 2,210,000                      | 3,260,000                      |
| 2251129        | Staff Engagement  | 506                            | 0                                   | 600                        | 300              | 300                            | 300                            |
| 2251337        | Operation of Facilities or Other Services                   | 104,390                        | 31,014                              | 17,000                     | 16,000           | 17,000                         | 17,000                         |
|                | <b>Services</b>   | <b>207,841</b>                 | <b>326,074</b>                      | <b>709,950</b>             | <b>979,351</b>   | <b>2,241,771</b>               | <b>3,291,771</b>               |
| <b>22610EE</b> | <b>Minor Capital Repairs</b>                                |                                |                                     |                            |                  |                                |                                |
| 2261201        | Transportation Equipment Upkeep                             | 1,504                          | 332                                 | 3,000                      | 2,400            | 2,400                          | 2,400                          |
|                | <b>Minor Capital Repairs</b>                                | <b>1,504</b>                   | <b>332</b>                          | <b>3,000</b>               | <b>2,400</b>     | <b>2,400</b>                   | <b>2,400</b>                   |
|                | <b>Use of Goods &amp; Services</b>                          | <b>222,920</b>                 | <b>336,911</b>                      | <b>753,550</b>             | <b>1,003,551</b> | <b>2,268,271</b>               | <b>3,318,271</b>               |
| <b>28000EE</b> | <b>Other Payments</b>                                       |                                |                                     |                            |                  |                                |                                |
|                | <b>PARLIAMENTARY REGISTRATION DEPARTMENT TOTAL EXPENSES</b> | <b>760,909</b>                 | <b>755,728</b>                      | <b>1,267,050</b>           | <b>1,512,234</b> | <b>2,779,271</b>               | <b>3,831,588</b>               |

The Accounting Officer for this Head is the PARLIAMENTARY COMMISSIONER

# [Head 013] MINISTRY OF FOREIGN AFFAIRS



| ITEM NO.                   | TITLE OF ITEM                                  | PROVISIONAL ACTUAL EXPENDITURE | EXPENDITURE (PROVISIONAL) | REVISED APPROVED ESTIMATES | ESTIMATES         | PRELIMINARY FORECAST ESTIMATES | PRELIMINARY FORECAST ESTIMATES |
|----------------------------|--|--------------------------------|---------------------------|----------------------------|-------------------|--------------------------------|--------------------------------|
|                            |  | 2018/2019                      | JUL - MAR 2019/2020       | 2019/2020                  | 2020/2021         | 2021/2022                      | 2022/2023                      |
|                            |  | \$                             | \$                        | \$                         | \$                | \$                             | \$                             |
| <b>PERSONAL EMOLUMENTS</b> |  |                                |                           |                            |                   |                                |                                |
| <b>21110EE</b>             | <b>Wages &amp; Salaries (In Cash)</b>          |                                |                           |                            |                   |                                |                                |
| 2111101                    | Salary-Permanent/Pensionable                   | 6,849,975                      | 5,728,305                 | 5,974,563                  | 5,884,263         | 5,974,563                      | 6,049,888                      |
| 2111102                    | Salary-Contract Workers                        | 320,090                        | 673,450                   | 1,646,150                  | 1,500,000         | 1,500,000                      | 1,750,000                      |
| 2111201                    | Regular Weekly Wages                           | 2,628,387                      | 2,735,786                 | 3,242,781                  | 2,500,000         | 2,500,000                      | 3,842,781                      |
|                            | <b>Wages &amp; Salaries (In Cash)</b>          | <b>9,798,452</b>               | <b>9,137,541</b>          | <b>10,863,494</b>          | <b>9,884,263</b>  | <b>9,974,563</b>               | <b>11,642,669</b>              |
| <b>21120EE</b>             | <b>Allowances</b>                              |                                |                           |                            |                   |                                |                                |
| 2112101                    | Honoraria                                      | 2,333                          | 134,791                   | 140,000                    | 112,000           | 112,000                        | 150,000                        |
| 2112102                    | Overtime - Monthly Employees (General)         | -2,745                         | 6,545                     | 17,000                     | 13,600            | 13,600                         | 20,500                         |
| 2112106                    | Educational Allowance                          | 141,110                        | 101,451                   | 320,000                    | 256,000           | 256,000                        | 334,950                        |
| 2112112                    | Transport & Mileage Allowance                  | 205,300                        | 326,083                   | 236,000                    | 188,800           | 188,800                        | 241,900                        |
| 2112113                    | Foreign Service Grants/Allowances (Home Leave) | 2,720,103                      | 1,424,187                 | 1,285,144                  | 1,093,324         | 1,093,324                      | 1,588,955                      |
| 2112114                    | Duty Allowance                                 | 5,283                          | 4,033                     | 6,000                      | 4,800             | 4,800                          | 6,150                          |
| 2112115                    | Responsibility Allowance                       | 46,833                         | 29,750                    | 46,000                     | 36,800            | 36,800                         | 47,150                         |
| 2112116                    | Acting Allowance                               | 11,392                         | 6,089                     | 18,100                     | 14,480            | 14,480                         | 18,553                         |
| 2112117                    | Hardship Allowance                             | 4,625                          | 9,760                     | 15,000                     | 12,000            | 12,000                         | 15,375                         |
| 2112122                    | Clothing Allowance                             | 942                            | 64,151                    | 12,500                     | 10,000            | 12,813                         | 12,813                         |
| 2112129                    | Home Leave Allowance                           | 5,744                          | 15,972                    | 50,000                     | 40,000            | 51,250                         | 51,250                         |
| 2112130                    | Language Allowance                             | 8,893                          | 3,669                     | 13,800                     | 11,040            | 14,145                         | 14,145                         |
| 2112133                    | Official Entertainment Allowance               | 5,045                          | 1,845                     | 5,000                      | 4,000             | 5,500                          | 5,500                          |
| 2112199                    | Other Allowances                               | 8,859                          | 2,793                     | 5,000                      | 4,000             | 5,125                          | 5,125                          |
|                            | <b>Allowances</b>                              | <b>3,163,717</b>               | <b>2,131,119</b>          | <b>2,169,544</b>           | <b>1,800,844</b>  | <b>1,820,637</b>               | <b>2,512,366</b>               |
|                            | <b>Personal Emoluments</b>                     | <b>12,962,169</b>              | <b>11,268,660</b>         | <b>13,033,038</b>          | <b>11,685,107</b> | <b>11,795,200</b>              | <b>14,155,035</b>              |
| <b>22000EE</b>             | <b>Use of Goods &amp; Services</b>             |                                |                           |                            |                   |                                |                                |
| <b>22111EE</b>             | <b>Domestic Travel &amp; Subsistence</b>       |                                |                           |                            |                   |                                |                                |
| 2211101                    | Air Transport of Persons Within The Bahamas    | 11,594                         | 8,895                     | 9,500                      | 4,400             | 10,000                         | 10,000                         |
| 2211110                    | Subsistence for Travellers Within The Bahamas  | 38,296                         | 17,600                    | 28,500                     | 12,000            | 30,000                         | 30,000                         |
|                            | <b>Domestic Travel &amp; Subsistence</b>       | <b>49,890</b>                  | <b>26,495</b>             | <b>38,000</b>              | <b>16,400</b>     | <b>40,000</b>                  | <b>40,000</b>                  |
| <b>22112EE</b>             | <b>International Travel &amp; Subsistence</b>  |                                |                           |                            |                   |                                |                                |
| 2211201                    | Air Transport of Persons Outside The Bahamas   | 243,119                        | 78,228                    | 95,000                     | 13,500            | 110,000                        | 110,000                        |
| 2211210                    | Subsistence for Travellers Outside The Bahamas | 168,769                        | 87,088                    | 71,250                     | 12,000            | 95,000                         | 95,000                         |
|                            | <b>International Travel &amp; Subsistence</b>  | <b>411,888</b>                 | <b>165,316</b>            | <b>166,250</b>             | <b>25,500</b>     | <b>205,000</b>                 | <b>205,000</b>                 |
| <b>22210EE</b>             | <b>Rent</b>                                    |                                |                           |                            |                   |                                |                                |
| 2221101                    | Rent - Living Accommodation (General)          | 2,783,026                      | 3,256,388                 | 4,150,000                  | 3,320,000         | 4,150,000                      | 4,150,000                      |
| 2221102                    | Rent - Office                                  | 1,294,988                      | 1,730,366                 | 1,500,966                  | 1,200,000         | 1,500,000                      | 1,500,000                      |
|                            | <b>Rent</b>                                    | <b>4,078,014</b>               | <b>4,986,754</b>          | <b>5,650,966</b>           | <b>4,520,000</b>  | <b>5,650,000</b>               | <b>5,650,000</b>               |

# [Head 013] MINISTRY OF FOREIGN AFFAIRS



| ITEM NO.       | TITLE OF ITEM   | PROVISIONAL ACTUAL EXPENDITURE | EXPENDITURE (PROVISIONAL) JUL - MAR | REVISED APPROVED ESTIMATES | ESTIMATES        | PRELIMINARY FORECAST ESTIMATES | PRELIMINARY FORECAST ESTIMATES |
|----------------|---|--------------------------------|-------------------------------------|----------------------------|------------------|--------------------------------|--------------------------------|
|                |   | 2018/2019                      | 2019/2020                           | 2019/2020                  | 2020/2021        | 2021/2022                      | 2022/2023                      |
|                |   | \$                             | \$                                  | \$                         | \$               | \$                             | \$                             |
| <b>22410EE</b> | <b>Supplies &amp; Materials</b>                       |                                |                                     |                            |                  |                                |                                |
| 2241201        | Office Supplies & Stationery                          | 30,211                         | 19,619                              | 38,000                     | 30,400           | 41,000                         | 41,000                         |
| 2241205        | Food, Ice & Drinking Water                            | 9,836                          | 8,944                               | 11,400                     | 9,600            | 12,300                         | 12,300                         |
| 2241206        | Publications  | 3,980                          | 2,815                               | 11,400                     | 9,120            | 12,000                         | 12,000                         |
| 2241211        | Cleaning & Toilet Supplies                            | 11,681                         | 11,076                              | 14,250                     | 11,400           | 15,000                         | 15,000                         |
| 2241212        | Computer Software Supplies & Materials                | 878                            | 3,806                               | 6,650                      | 5,320            | 5,320                          | 5,320                          |
| 2241299        | Other Supplies & Materials                            | 10,668                         | 4,503                               | 8,360                      | 6,688            | 6,688                          | 6,688                          |
|                | <b>Supplies &amp; Materials</b>                       | <b>67,254</b>                  | <b>50,763</b>                       | <b>90,060</b>              | <b>72,528</b>    | <b>92,308</b>                  | <b>92,308</b>                  |
| <b>22510EE</b> | <b>Services</b>                                       |                                |                                     |                            |                  |                                |                                |
| 2251101        | Printing & Duplication Service                        | 25,565                         | 20,107                              | 23,750                     | 19,000           | 26,500                         | 26,500                         |
| 2251102        | Advertising & Public Notices                          | 202                            | 59                                  | 4,275                      | 3,420            | 4,613                          | 4,613                          |
| 2251107        | Workshops, Conferences, Seminars, Meetings & Exhibits | 54,376                         | 98,919                              | 311,636                    | 249,309          | 249,309                        | 249,309                        |
| 2251108        | Tuition, Training, In-service Awards, Subsistence     | 22,961                         | 2,275                               | 7,600                      | 6,080            | 7,600                          | 7,600                          |
| 2251109        | Licencing & Inspection of Vehicles                    | 1,195                          | 0                                   | 5,000                      | 3,100            | 4,000                          | 4,000                          |
| 2251111        | Security Services Contract                            | 4,994                          | 1,654                               | 30,000                     | 24,000           | 60,000                         | 60,000                         |
| 2251115        | Consultancy Services                                  | 5,675                          | 12,700                              | 50,000                     | 40,000           | 75,000                         | 75,000                         |
| 2251128        | Fees & Other Charges                                  | 46,735                         | 16,989                              | 19,000                     | 15,200           | 50,000                         | 50,000                         |
| 2251129        | Staff Engagement                                      | 11,196                         | 3,105                               | 8,284                      | 4,142            | 4,142                          | 4,142                          |
| 2251203        | Freight & Express                                     | 37,908                         | 128,376                             | 28,500                     | 22,800           | 50,000                         | 50,000                         |
| 2251302        | Building Maintenance                                  | 21,128                         | 7,755                               | 14,250                     | 11,400           | 11,400                         | 11,400                         |
| 2251306        | Computers, Business Machines & Related Equipment      | 100                            | 1,541                               | 2,375                      | 1,900            | 2,563                          | 2,563                          |
| 2251307        | Maintenance of Generators, A/C & Other Machinery      | 29,910                         | 6,678                               | 9,500                      | 7,600            | 12,000                         | 12,000                         |
| 2251310        | Grounds Maintenance                                   | 0                              | 0                                   | 1,900                      | 1,520            | 2,050                          | 2,050                          |
| 2251322        | Office Furniture Upkeep                               | 17,180                         | 1,014                               | 2,375                      | 1,900            | 2,563                          | 2,563                          |
| 2251325        | Maintenance - Fire Prevention/Protection Equipment    | 819                            | 1,822                               | 1,900                      | 1,520            | 2,050                          | 2,050                          |
| 2251330        | Upkeep & Maintenance of Instruments & Apparatus       | 1,197                          | 1,370                               | 2,375                      | 1,900            | 2,563                          | 2,563                          |
| 2251339        | Janitorial Service Contracts                          | 16,641                         | 9,260                               | 27,740                     | 22,192           | 29,930                         | 29,930                         |
| 2251399        | Other Contractual Services                            | 1,600                          | 2,080                               | 4,750                      | 3,800            | 5,125                          | 5,125                          |
|                | <b>Services</b>                                       | <b>299,382</b>                 | <b>315,704</b>                      | <b>555,210</b>             | <b>440,783</b>   | <b>601,408</b>                 | <b>601,408</b>                 |
| <b>22610EE</b> | <b>Minor Capital Repairs</b>                          |                                |                                     |                            |                  |                                |                                |
| 2261201        | Transportation Equipment Upkeep                       | 11,352                         | 9,011                               | 14,250                     | 11,400           | 15,375                         | 15,375                         |
|                | <b>Minor Capital Repairs</b>                          | <b>11,352</b>                  | <b>9,011</b>                        | <b>14,250</b>              | <b>11,400</b>    | <b>15,375</b>                  | <b>15,375</b>                  |
| <b>22710EE</b> | <b>Operational Expenses</b>                           |                                |                                     |                            |                  |                                |                                |
| 2271001        | Operational Expenses                                  | 4,606,887                      | 4,691,986                           | 5,550,000                  | 4,440,000        | 5,890,050                      | 5,890,050                      |
|                | <b>Operational Expenses</b>                           | <b>4,606,887</b>               | <b>4,691,986</b>                    | <b>5,550,000</b>           | <b>4,440,000</b> | <b>5,890,050</b>               | <b>5,890,050</b>               |
| <b>22810EE</b> | <b>Special Financial Transactions</b>                 |                                |                                     |                            |                  |                                |                                |
| 2281105        | VAT Expenses  | 429                            | 405                                 | 950                        | 760              | 1,025                          | 1,025                          |
|                | <b>Special Financial Transactions</b>                 | <b>429</b>                     | <b>405</b>                          | <b>950</b>                 | <b>760</b>       | <b>1,025</b>                   | <b>1,025</b>                   |
| <b>22910EE</b> | <b>Other</b>  |                                |                                     |                            |                  |                                |                                |



| ITEM NO.       | TITLE OF ITEM   | PROVISIONAL ACTUAL EXPENDITURE | EXPENDITURE (PROVISIONAL) | REVISED APPROVED ESTIMATES | ESTIMATES        | PRELIMINARY FORECAST ESTIMATES | PRELIMINARY FORECAST ESTIMATES |
|----------------|---|--------------------------------|---------------------------|----------------------------|------------------|--------------------------------|--------------------------------|
|                |   | 2018/2019                      | JUL - MAR 2019/2020       | 2019/2020                  | 2020/2021        | 2021/2022                      | 2022/2023                      |
|                |   | \$                             | \$                        | \$                         | \$               | \$                             | \$                             |
| 2291011        | Establishment of Offices                              | 545,863                        | 0                         | 0                          | 0                | 0                              | 0                              |
|                | <b>Other</b>  | <b>545,863</b>                 | <b>0</b>                  | <b>0</b>                   | <b>0</b>         | <b>0</b>                       | <b>0</b>                       |
|                | <b>Use of Goods &amp; Services</b>                    | <b>10,070,959</b>              | <b>10,246,434</b>         | <b>12,065,686</b>          | <b>9,527,371</b> | <b>12,495,166</b>              | <b>12,495,166</b>              |
| <b>26000EE</b> | <b>Grants</b>   |                                |                           |                            |                  |                                |                                |
| <b>26200EE</b> | <b>Grants to International Organizations</b>          |                                |                           |                            |                  |                                |                                |
| 2621105        | Caribbean Regional Drug Testing Lab                   | 0                              | 19,167                    | 19,200                     | 15,360           | 19,680                         | 19,680                         |
| 2621106        | Caribbean Regional Secretariat (CARICOM)              | 1,850,780                      | 1,748,392                 | 2,185,499                  | 1,748,399        | 2,240,616                      | 2,240,616                      |
| 2621107        | Caribbean Agriculture Research and Development        | 187,778                        | 187,778                   | 188,000                    | 150,400          | 192,700                        | 192,700                        |
| 2621108        | Caribbean Centre For Development Administration       | 12,000                         | 0                         | 12,000                     | 9,600            | 12,300                         | 12,300                         |
| 2621110        | Caribbean Environment Health Institute                | 0                              | 42,179                    | 42,200                     | 33,760           | 43,255                         | 43,255                         |
| 2621111        | Caribbean Emergency Disaster Preparedness             | 71,300                         | 106,982                   | 106,982                    | 85,586           | 109,657                        | 109,657                        |
| 2621112        | Caribbean Export Development Agency (CEDA)            | 85,000                         | 84,865                    | 85,000                     | 68,000           | 87,125                         | 87,125                         |
| 2621114        | Association of Caribbean States (ACS)                 | 40,000                         | 40,000                    | 40,000                     | 32,000           | 41,000                         | 41,000                         |
| 2621115        | Caribbean Regional Fisheries Mechanism                | 94,129                         | 0                         | 107,626                    | 86,101           | 110,317                        | 110,317                        |
| 2621116        | Caribbean Knowledge and Learning Network              | 0                              | 0                         | 100,300                    | 80,240           | 102,808                        | 102,808                        |
| 2621117        | Caribbean Accred Authority for Education & Medicine   | 17,350                         | 17,350                    | 17,350                     | 13,880           | 17,784                         | 17,784                         |
| 2621118        | CARICOM Regional Org. for Standards & Quality         | 58,720                         | 58,720                    | 58,720                     | 46,976           | 59,727                         | 59,727                         |
| 2621119        | CARICOM Implementation Agency for Crime & Security    | 998,000                        | 837,101                   | 998,000                    | 798,400          | 1,022,950                      | 1,022,950                      |
| 2621120        | Commonwealth Secretariat                              | 156,432                        | 159,640                   | 184,000                    | 147,200          | 188,600                        | 188,600                        |
| 2621121        | Commonwealth Parliamentary Association                | 71,702                         | 2,525                     | 71,900                     | 57,520           | 73,698                         | 73,698                         |
| 2621122        | Commonwealth Fund For Technical Co-operation (CFTC)   | 169,174                        | 0                         | 304,800                    | 243,840          | 312,420                        | 312,420                        |
| 2621124        | Commonwealth Agriculture Bureau                       | 5,814                          | 0                         | 7,900                      | 6,320            | 8,098                          | 8,098                          |
| 2621125        | Commonwealth/Caribbean Medical Research Council       | 0                              | 31,667                    | 31,700                     | 25,360           | 32,493                         | 32,493                         |
| 2621126        | Customs Co-operation Council                          | 27,000                         | 27,000                    | 27,000                     | 21,600           | 27,675                         | 27,675                         |
| 2621129        | Commonwealth Foundation                               | 31,000                         | 26,200                    | 31,000                     | 24,800           | 31,775                         | 31,775                         |
| 2621132        | Commonwealth Youth Programme                          | 29,407                         | 30,010                    | 31,000                     | 24,800           | 31,775                         | 31,775                         |
| 2621133        | ACP Common Market                                     | 135,224                        | 0                         | 145,000                    | 116,000          | 148,625                        | 148,625                        |
| 2621134        | Commonwealth Association of Tax Administration (CATA) | 3,100                          | 0                         | 4,800                      | 3,840            | 4,920                          | 4,920                          |
| 2621135        | Commonwealth of Learning                              | 60,000                         | 60,000                    | 60,000                     | 48,000           | 61,500                         | 61,500                         |
| 2621139        | Commonwealth Partnership for Technology Management    | 5,519                          | 0                         | 5,600                      | 4,480            | 5,740                          | 5,740                          |
| 2621141        | Commonwealth Local Government Forum (CLGF)            | 0                              | 0                         | 3,500                      | 2,800            | 3,588                          | 3,588                          |
| 2621142        | Endowment Fund. Commonwealth Scholarship              | 0                              | 0                         | 35,000                     | 28,000           | 35,875                         | 35,875                         |
| 2621143        | CICTE   | 0                              | 0                         | 1,000                      | 800              | 1,025                          | 1,025                          |
| 2621144        | Young Americas Business Trust                         | 5,000                          | 5,000                     | 5,000                      | 4,000            | 5,125                          | 5,125                          |
| 2621145        | World Organization for Animals                        | 23,000                         | 0                         | 23,000                     | 18,400           | 23,575                         | 23,575                         |
| 2621146        | Office of Trade Negotiator                            | 140,000                        | 111,152                   | 140,000                    | 112,000          | 143,500                        | 143,500                        |
| 2621147        | International Organization for Migration              | 7,866                          | 2,340                     | 9,000                      | 7,200            | 9,225                          | 9,225                          |
| 2621148        | Comprehensive Test Band Treaty                        | 15,670                         | 21,394                    | 22,000                     | 17,600           | 22,550                         | 22,550                         |
| 2621149        | World Health Organization                             | 0                              | 75,100                    | 75,100                     | 60,080           | 76,978                         | 76,978                         |
| 2621150        | World Intellectual Property Organization              | 2,851                          | 3,031                     | 3,100                      | 2,480            | 3,178                          | 3,178                          |
| 2621151        | World Met. Org. & Vol. Coop Programme                 | 12,496                         | 13,812                    | 19,200                     | 15,360           | 19,680                         | 19,680                         |

# [Head 013] MINISTRY OF FOREIGN AFFAIRS



| ITEM NO.       | TITLE OF ITEM                                       | PROVISIONAL ACTUAL EXPENDITURE | EXPENDITURE (PROVISIONAL) JUL - MAR | REVISED APPROVED ESTIMATES | ESTIMATES        | PRELIMINARY FORECAST ESTIMATES | PRELIMINARY FORECAST ESTIMATES |
|----------------|---|--------------------------------|-------------------------------------|----------------------------|------------------|--------------------------------|--------------------------------|
|                |   | 2018/2019                      | 2019/2020                           | 2019/2020                  | 2020/2021        | 2021/2022                      | 2022/2023                      |
|                |   | \$                             | \$                                  | \$                         | \$               | \$                             | \$                             |
| 2621152        | International Civil Aviation Organization           | 0                              | 0                                   | 36,720                     | 29,376           | 37,638                         | 37,638                         |
| 2621153        | International Committee of The Red Cross            | 0                              | 0                                   | 35,000                     | 28,000           | 35,875                         | 35,875                         |
| 2621154        | Int'l. Criminal Police Organization (INTERPOL)      | 101,000                        | 23,653                              | 101,000                    | 80,800           | 103,525                        | 103,525                        |
| 2621155        | Organization of American States (OAS)               | 74,264                         | 40,100                              | 126,100                    | 100,880          | 129,253                        | 129,253                        |
| 2621156        | Food & Agricultural Organization (FAO)              | 69,000                         | 48,726                              | 82,000                     | 65,600           | 84,050                         | 84,050                         |
| 2621157        | Pan Am Sanitary Bureau                              | 79,700                         | 79,700                              | 79,700                     | 63,760           | 81,693                         | 81,693                         |
| 2621158        | United Nations                                      | 490,000                        | 490,000                             | 490,000                    | 392,000          | 502,250                        | 502,250                        |
| 2621159        | UN Children's Fund (UNICEF)                         | 0                              | 0                                   | 2,200                      | 1,760            | 2,255                          | 2,255                          |
| 2621160        | UN Development Programme (UNDP)                     | 0                              | 0                                   | 10,000                     | 8,000            | 10,250                         | 10,250                         |
| 2621161        | UN Education/Scientific/Cultural Org.(UNESCO)       | 50,612                         | 62,000                              | 62,000                     | 49,600           | 63,550                         | 63,550                         |
| 2621163        | UN Environmental Programme (UNEP)                   | 16,000                         | 0                                   | 16,000                     | 12,800           | 16,400                         | 16,400                         |
| 2621164        | UN Fund-Drug Abuse Control (UNFDAC)                 | 0                              | 0                                   | 12,000                     | 9,600            | 12,300                         | 12,300                         |
| 2621165        | UN Industrial Development Organization (UNIDO)      | 21,546                         | 0                                   | 23,200                     | 18,560           | 23,780                         | 23,780                         |
| 2621166        | UN Fund - Population Activities (UNFPA)             | 0                              | 0                                   | 1,000                      | 800              | 1,025                          | 1,025                          |
| 2621167        | UNDRO   | 0                              | 0                                   | 3,000                      | 2,400            | 3,075                          | 3,075                          |
| 2621168        | Universal Postal Union                              | 0                              | 0                                   | 52,000                     | 41,600           | 53,300                         | 53,300                         |
| 2621172        | OPANAL  | 4,000                          | 0                                   | 4,000                      | 3,200            | 4,100                          | 4,100                          |
| 2621178        | World Tourism Organization                          | 0                              | 0                                   | 53,000                     | 42,400           | 54,325                         | 54,325                         |
| 2621179        | Inter-American Institute on Agriculture             | 20,800                         | 20,800                              | 23,410                     | 18,728           | 23,995                         | 23,995                         |
| 2621180        | The Latin American Economic System (SELA)           | 22,068                         | 2,068                               | 40,000                     | 32,000           | 41,000                         | 41,000                         |
| 2621182        | Regional Negotiating Machinery                      | 0                              | 0                                   | 240,000                    | 192,000          | 246,000                        | 246,000                        |
| 2621184        | United Nations Peace Keeping Operations             | 1,200,000                      | 1,200,000                           | 1,200,000                  | 960,000          | 1,230,000                      | 1,235,955                      |
| 2621185        | UN High Commission For Refugees                     | 0                              | 0                                   | 4,000                      | 3,200            | 4,100                          | 4,100                          |
| 2621186        | UN Gender Equality and Empowerment of Women         | 5,000                          | 5,000                               | 5,000                      | 4,000            | 5,125                          | 5,125                          |
| 2621187        | Office of the UN High Commissioner for Human Rights | 0                              | 0                                   | 2,000                      | 1,600            | 2,050                          | 2,050                          |
| 2621188        | Association for Caribbean Commissioner of Police    | 6,000                          | 0                                   | 6,000                      | 4,800            | 6,150                          | 6,150                          |
| 2621190        | International Labour Organization (ILO)             | 50,052                         | 70,000                              | 70,000                     | 56,000           | 71,750                         | 71,750                         |
| 2621192        | Contribution to International Organizations         | 1,287,518                      | 648,942                             | 200,000                    | 160,000          | 205,000                        | 205,000                        |
| 2621194        | Caribbean Epidemiology Centre (PAHO)                | 0                              | 122,850                             | 122,850                    | 98,280           | 125,921                        | 125,921                        |
| 2621195        | Caribbean Food & Nutrition Institute                | 0                              | 19,379                              | 19,400                     | 15,520           | 19,885                         | 19,885                         |
| 2621196        | Caribbean Public Health Agency                      | 0                              | 0                                   | 235,300                    | 188,240          | 241,183                        | 241,183                        |
|                | <b>Grants to International Organizations</b>        | <b>7,813,872</b>               | <b>6,544,623</b>                    | <b>8,558,357</b>           | <b>6,846,686</b> | <b>8,772,340</b>               | <b>8,778,295</b>               |
|                | <b>Grants</b>                                       | <b>7,813,872</b>               | <b>6,544,623</b>                    | <b>8,558,357</b>           | <b>6,846,686</b> | <b>8,772,340</b>               | <b>8,778,295</b>               |
| <b>27000EE</b> | <b>Social Benefits</b>                              |                                |                                     |                            |                  |                                |                                |
| <b>27200EE</b> | <b>Social Assistance Benefits</b>                   |                                |                                     |                            |                  |                                |                                |
| 2721109        | Victim Care Fund                                    | 0                              | 0                                   | 4,500                      | 4,500            | 4,613                          | 4,613                          |
|                | <b>Social Assistance Benefits</b>                   | <b>0</b>                       | <b>0</b>                            | <b>4,500</b>               | <b>4,500</b>     | <b>4,613</b>                   | <b>4,613</b>                   |
|                | <b>Social Benefits</b>                              | <b>0</b>                       | <b>0</b>                            | <b>4,500</b>               | <b>4,500</b>     | <b>4,613</b>                   | <b>4,613</b>                   |

# [Head 013] MINISTRY OF FOREIGN AFFAIRS



| ITEM NO. | TITLE OF ITEM                              | PROVISIONAL ACTUAL EXPENDITURE | EXPENDITURE (PROVISIONAL) | REVISED APPROVED ESTIMATES | ESTIMATES  | PRELIMINARY FORECAST ESTIMATES | PRELIMINARY FORECAST ESTIMATES |
|----------|--|--------------------------------|---------------------------|----------------------------|------------|--------------------------------|--------------------------------|
|          |  | 2018/2019                      | JUL - MAR 2019/2020       | 2019/2020                  | 2020/2021  | 2021/2022                      | 2022/2023                      |
|          |  | \$                             | \$                        | \$                         | \$         | \$                             | \$                             |
| 28000EE  | Other Payments                             |                                |                           |                            |            |                                |                                |
| 28200EE  | Transfers N.E.C.                           |                                |                           |                            |            |                                |                                |
| 2821614  | Other Grants                               | 0                              | 7,205                     | 32,820                     | 26,256     | 33,641                         | 33,641                         |
|          | Transfers N.E.C.                           | 0                              | 7,205                     | 32,820                     | 26,256     | 33,641                         | 33,641                         |
|          | OTHER CHARGES                              | 0                              | 7,205                     | 32,820                     | 26,256     | 33,641                         | 33,641                         |
|          | MINISTRY OF FOREIGN AFFAIRS TOTAL EXPENSES | 30,847,000                     | 28,066,922                | 33,694,401                 | 28,089,920 | 33,100,960                     | 35,466,750                     |

The Accounting Officer for this Head is the PERMANENT SECRETARY



# [Head 014] OFFICE OF THE PRIME MINISTER



| ITEM NO.                   | TITLE OF ITEM                                  | PROVISIONAL ACTUAL EXPENDITURE | EXPENDITURE (PROVISIONAL) JUL - MAR | REVISED APPROVED ESTIMATES | ESTIMATES        | PRELIMINARY FORECAST ESTIMATES | PRELIMINARY FORECAST ESTIMATES |
|----------------------------|--|--------------------------------|-------------------------------------|----------------------------|------------------|--------------------------------|--------------------------------|
|                            |  | 2018/2019                      | 2019/2020                           | 2019/2020                  | 2020/2021        | 2021/2022                      | 2022/2023                      |
|                            |  | \$                             | \$                                  | \$                         | \$               | \$                             | \$                             |
| <b>PERSONAL EMOLUMENTS</b> |  |                                |                                     |                            |                  |                                |                                |
| <b>21110EE</b>             | <b>Wages &amp; Salaries (In Cash)</b>          |                                |                                     |                            |                  |                                |                                |
| 2111101                    | Salary-Permanent/Pensionable                   | 1,697,489                      | 1,386,347                           | 1,456,538                  | 1,845,611        | 1,909,611                      | 1,909,611                      |
| 2111102                    | Salary-Contract Workers                        | 900,621                        | 557,527                             | 758,950                    | 1,497,900        | 1,497,900                      | 1,497,900                      |
|                            | <b>Wages &amp; Salaries (In Cash)</b>          | <b>2,598,110</b>               | <b>1,943,874</b>                    | <b>2,215,488</b>           | <b>3,343,511</b> | <b>3,407,511</b>               | <b>3,407,511</b>               |
| <b>21120EE</b>             | <b>Allowances</b>                              |                                |                                     |                            |                  |                                |                                |
| 2112101                    | Honoraria                                      | 5,000                          | 5,417                               | 9,200                      | 9,200            | 9,200                          | 9,200                          |
| 2112102                    | Overtime - Monthly Employees (General)         | 23,776                         | 7,777                               | 20,000                     | 15,000           | 15,000                         | 15,000                         |
| 2112103                    | Housing Allowance                              | 42,000                         | 39,759                              | 56,400                     | 84,000           | 84,000                         | 84,000                         |
| 2112104                    | Scarcity Allowance                             | 1,750                          | 0                                   | 10,000                     | 5,000            | 10,000                         | 10,000                         |
| 2112105                    | Risk & Hazard Allowance                        | 0                              | 0                                   | 0                          | 2,400            | 2,400                          | 2,400                          |
| 2112112                    | Transport & Mileage Allowance                  | 9,550                          | 8,050                               | 15,600                     | 18,600           | 18,600                         | 18,600                         |
| 2112114                    | Duty Allowance                                 | 31,400                         | 25,350                              | 36,000                     | 36,000           | 36,000                         | 36,000                         |
| 2112115                    | Responsibility Allowance                       | 26,092                         | 36,977                              | 52,000                     | 63,000           | 63,000                         | 63,000                         |
| 2112116                    | Acting Allowance                               | 0                              | 5,625                               | 10,800                     | 10,800           | 10,800                         | 10,800                         |
| 2112122                    | Clothing Allowance                             | 0                              | 1,400                               | 3,000                      | 3,000            | 3,000                          | 3,000                          |
| 2112125                    | Disturbance Allowance/Geographical             | 2,680                          | 900                                 | 3,600                      | 3,600            | 3,600                          | 3,600                          |
| 2112199                    | Other Allowances                               | 365                            | 200                                 | 6,000                      | 6,000            | 6,000                          | 6,000                          |
|                            | <b>Allowances</b>                              | <b>142,613</b>                 | <b>131,455</b>                      | <b>222,600</b>             | <b>256,600</b>   | <b>261,600</b>                 | <b>261,600</b>                 |
|                            | <b>Personal Emoluments</b>                     | <b>2,740,723</b>               | <b>2,075,329</b>                    | <b>2,438,088</b>           | <b>3,600,111</b> | <b>3,669,111</b>               | <b>3,669,111</b>               |
| <b>22000EE</b>             | <b>Use of Goods &amp; Services</b>             |                                |                                     |                            |                  |                                |                                |
| <b>22111EE</b>             | <b>Domestic Travel &amp; Subsistence</b>       |                                |                                     |                            |                  |                                |                                |
| 2211101                    | Air Transport of Persons Within The Bahamas    | 140,299                        | 102,845                             | 200,973                    | 135,990          | 234,988                        | 234,988                        |
| 2211103                    | Mileage Within The Bahamas                     | 0                              | 0                                   | 0                          | 640              | 800                            | 800                            |
| 2211110                    | Subsistence for Travellers Within The Bahamas  | 47,498                         | 29,657                              | 55,765                     | 43,306           | 65,000                         | 65,000                         |
|                            | <b>Domestic Travel &amp; Subsistence</b>       | <b>187,797</b>                 | <b>132,502</b>                      | <b>256,738</b>             | <b>179,936</b>   | <b>300,788</b>                 | <b>300,788</b>                 |
| <b>22112EE</b>             | <b>International Travel &amp; Subsistence</b>  |                                |                                     |                            |                  |                                |                                |
| 2211201                    | Air Transport of Persons Outside The Bahamas   | 85,866                         | 106,142                             | 202,350                    | 68,598           | 228,660                        | 228,660                        |
| 2211210                    | Subsistence for Travellers Outside The Bahamas | 101,365                        | 184,392                             | 199,500                    | 72,120           | 240,400                        | 240,400                        |
|                            | <b>International Travel &amp; Subsistence</b>  | <b>187,231</b>                 | <b>290,534</b>                      | <b>401,850</b>             | <b>140,718</b>   | <b>469,060</b>                 | <b>469,060</b>                 |
| <b>22210EE</b>             | <b>Rent</b>                                    |                                |                                     |                            |                  |                                |                                |
| 2221101                    | Rent - Living Accommodation (General)          | 18,250                         | 0                                   | 0                          | 0                | 0                              | 0                              |
|                            | <b>Rent</b>                                    | <b>18,250</b>                  | <b>0</b>                            | <b>0</b>                   | <b>0</b>         | <b>0</b>                       | <b>0</b>                       |
| <b>22410EE</b>             | <b>Supplies &amp; Materials</b>                |                                |                                     |                            |                  |                                |                                |
| 2241201                    | Office Supplies & Stationery                   | 7,071                          | 9,009                               | 72,820                     | 36,756           | 51,756                         | 51,756                         |
| 2241204                    | Medical & Surgical Supplies                    | 704                            | 398                                 | 800                        | 0                | 0                              | 0                              |



| ITEM NO.       | TITLE OF ITEM   | PROVISIONAL ACTUAL EXPENDITURE | EXPENDITURE (PROVISIONAL) JUL - MAR | REVISED APPROVED ESTIMATES | ESTIMATES        | PRELIMINARY FORECAST ESTIMATES | PRELIMINARY FORECAST ESTIMATES |
|----------------|---|--------------------------------|-------------------------------------|----------------------------|------------------|--------------------------------|--------------------------------|
|                |   | 2018/2019                      | 2019/2020                           | 2019/2020                  | 2020/2021        | 2021/2022                      | 2022/2023                      |
|                |   | \$                             | \$                                  | \$                         | \$               | \$                             | \$                             |
| 2241205        | Food, Ice & Drinking Water                                    | 9,349                          | 6,488                               | 115,330                    | 38,520           | 46,330                         | 46,330                         |
| 2241206        | Publications  | 10,632                         | 14,130                              | 28,500                     | 22,800           | 28,600                         | 28,600                         |
| 2241211        | Cleaning & Toilet Supplies                                    | 5,948                          | 5,290                               | 34,580                     | 12,480           | 14,480                         | 14,480                         |
| 2241212        | Computer Software Supplies & Materials                        | 8,680                          | 5,392                               | 9,272                      | 13,818           | 13,818                         | 13,818                         |
| 2241213        | Clothing & Clothing Supplies                                  | 966                            | 1,525                               | 77,425                     | 25,000           | 25,000                         | 25,000                         |
| 2241299        | Other Supplies & Materials                                    | 22,266                         | 223,712                             | 1,028,500                  | 195,660          | 195,660                        | 195,660                        |
|                | <b>Supplies &amp; Materials</b>                               | <b>65,616</b>                  | <b>265,944</b>                      | <b>1,367,227</b>           | <b>345,034</b>   | <b>375,644</b>                 | <b>375,644</b>                 |
| <b>22510EE</b> | <b>Services</b>   |                                |                                     |                            |                  |                                |                                |
| 2251101        | Printing & Duplication Service                                | 2,631                          | 3,611                               | 242,250                    | 67,400           | 100,000                        | 100,000                        |
| 2251102        | Advertising & Public Notices                                  | 825,658                        | 1,389,573                           | 3,671,750                  | 2,706,107        | 3,606,107                      | 3,606,107                      |
| 2251103        | Marketing & Promotion   | 336,601                        | 99                                  | 475,000                    | 263,000          | 298,000                        | 298,000                        |
| 2251107        | Workshops, Conferences, Seminars, Meetings & Exhibits         | 3,184                          | 21,467                              | 283,100                    | 295,104          | 295,544                        | 295,544                        |
| 2251108        | Tuition, Training, In-service Awards, Subsistence             | 400                            | 0                                   | 25,175                     | 20,140           | 30,000                         | 30,000                         |
| 2251109        | Licencing & Inspection of Vehicles                            | 210                            | 0                                   | 9,000                      | 7,200            | 8,000                          | 8,000                          |
| 2251115        | Consultancy Services  | 30,000                         | 0                                   | 520,000                    | 700,000          | 1,000,000                      | 1,000,000                      |
| 2251128        | Fees & Other Charges  | 64,133                         | 4,742                               | 233,000                    | 154,000          | 154,000                        | 154,000                        |
| 2251129        | Staff Engagement  | 660                            | 200                                 | 1,900                      | 950              | 950                            | 950                            |
| 2251203        | Freight & Express   | 1,048                          | 2,042                               | 2,850                      | 2,280            | 2,280                          | 2,280                          |
| 2251302        | Building Maintenance  | 11,146                         | 10,938                              | 16,150                     | 12,920           | 25,000                         | 27,000                         |
| 2251306        | Computers, Business Machines & Related Equipment              | 6,243                          | 3,538                               | 9,500                      | 39,600           | 40,000                         | 40,000                         |
| 2251337        | Operation of Facilities or Other Services                     | 0                              | 334,211                             | 2,109,000                  | 1,173,400        | 1,173,400                      | 1,173,400                      |
|                | <b>Services</b>   | <b>1,281,914</b>               | <b>1,770,421</b>                    | <b>7,598,675</b>           | <b>5,442,101</b> | <b>6,733,281</b>               | <b>6,735,281</b>               |
| <b>22610EE</b> | <b>Minor Capital Repairs</b>                                  |                                |                                     |                            |                  |                                |                                |
| 2261201        | Transportation Equipment Upkeep                               | 23,394                         | 18,825                              | 28,500                     | 26,000           | 35,200                         | 35,200                         |
|                | <b>Minor Capital Repairs</b>                                  | <b>23,394</b>                  | <b>18,825</b>                       | <b>28,500</b>              | <b>26,000</b>    | <b>35,200</b>                  | <b>35,200</b>                  |
| <b>22710EE</b> | <b>Operational Expenses</b>                                   |                                |                                     |                            |                  |                                |                                |
| 2271001        | Operational Expenses  | 90,680                         | 0                                   | 0                          | 0                | 0                              | 0                              |
| 2271002        | Ministry of Disaster Preparedness Management & Reconstruction | 0                              | 9,886                               | 1,500,000                  | 0                | 0                              | 0                              |
|                | <b>Operational Expenses</b>                                   | <b>90,680</b>                  | <b>9,886</b>                        | <b>1,500,000</b>           | <b>0</b>         | <b>0</b>                       | <b>0</b>                       |
| <b>22810EE</b> | <b>Special Financial Transactions</b>                         |                                |                                     |                            |                  |                                |                                |
| 2281001        | Special Financial Transactions                                | 10,034                         | 0                                   | 0                          | 0                | 0                              | 0                              |
| 2281105        | VAT Expenses  | 13                             | 0                                   | 1,900                      | 950              | 950                            | 950                            |
| 2281178        | Provision For Contingencies                                   | 42,663                         | 291,885                             | 752,727                    | 452,454          | 799,530                        | 792,494                        |
|                | <b>Special Financial Transactions</b>                         | <b>52,710</b>                  | <b>291,885</b>                      | <b>754,627</b>             | <b>453,404</b>   | <b>800,480</b>                 | <b>793,444</b>                 |
|                | <b>Use of Goods &amp; Services</b>                            | <b>1,907,592</b>               | <b>2,779,997</b>                    | <b>11,907,617</b>          | <b>6,587,193</b> | <b>8,714,453</b>               | <b>8,709,417</b>               |
| <b>26000EE</b> | <b>Grants</b>   |                                |                                     |                            |                  |                                |                                |
| <b>27000EE</b> | <b>Social Benefits</b>  |                                |                                     |                            |                  |                                |                                |

# [Head 014] OFFICE OF THE PRIME MINISTER



| ITEM NO.       | TITLE OF ITEM                                      | PROVISIONAL ACTUAL EXPENDITURE | EXPENDITURE (PROVISIONAL) JUL - MAR | REVISED APPROVED ESTIMATES | ESTIMATES         | PRELIMINARY FORECAST ESTIMATES | PRELIMINARY FORECAST ESTIMATES |
|----------------|--|--------------------------------|-------------------------------------|----------------------------|-------------------|--------------------------------|--------------------------------|
|                |  | 2018/2019                      | 2019/2020                           | 2019/2020                  | 2020/2021         | 2021/2022                      | 2022/2023                      |
|                |  | \$                             | \$                                  | \$                         | \$                | \$                             | \$                             |
| <b>27200EE</b> | <b>Social Assistance Benefits</b>                  |                                |                                     |                            |                   |                                |                                |
| 2721001        | Social Assistance Benefits                         | 1,002,933                      | 0                                   | 0                          | 0                 | 0                              | 0                              |
|                | <b>Social Assistance Benefits</b>                  | <b>1,002,933</b>               | <b>0</b>                            | <b>0</b>                   | <b>0</b>          | <b>0</b>                       | <b>0</b>                       |
|                | <b>Social Benefits</b>                             | <b>1,002,933</b>               | <b>0</b>                            | <b>0</b>                   | <b>0</b>          | <b>0</b>                       | <b>0</b>                       |
| <b>28000EE</b> | <b>Other Payments</b>                              |                                |                                     |                            |                   |                                |                                |
| <b>28200EE</b> | <b>Transfers N.E.C.</b>                            |                                |                                     |                            |                   |                                |                                |
| 2821408        | Broadcasting Corporation of The Bahamas            | 8,543,093                      | 5,865,233                           | 7,759,870                  | 7,000,000         | 6,300,000                      | 5,355,000                      |
| 2821412        | Clifton Heritage Authority                         | 2,221,603                      | 1,576,295                           | 2,214,450                  | 1,771,560         | 1,594,404                      | 1,355,243                      |
| 2821413        | The Antiquities, Monuments & Museum Corporation    | 2,475,000                      | 1,567,500                           | 2,351,250                  | 1,900,000         | 1,900,000                      | 1,900,000                      |
|                | <b>Transfers N.E.C.</b>                            | <b>13,239,696</b>              | <b>9,009,028</b>                    | <b>12,325,570</b>          | <b>10,671,560</b> | <b>9,794,404</b>               | <b>8,610,243</b>               |
|                | <b>OTHER CHARGES</b>                               | <b>13,239,696</b>              | <b>9,009,028</b>                    | <b>12,325,570</b>          | <b>10,671,560</b> | <b>9,794,404</b>               | <b>8,610,243</b>               |
|                | <b>OFFICE OF THE PRIME MINISTER TOTAL EXPENSES</b> | <b>18,890,944</b>              | <b>13,864,354</b>                   | <b>26,671,275</b>          | <b>20,858,864</b> | <b>22,177,968</b>              | <b>20,988,771</b>              |

The Accounting Officer for this Head is the PERMANENT SECRETARY



| ITEM NO.                   | TITLE OF ITEM                                     | PROVISIONAL      | EXPENDITURE      | REVISED          |                  | PRELIMINARY      | PRELIMINARY      |
|----------------------------|---|------------------|------------------|------------------|------------------|------------------|------------------|
|                            |   | ACTUAL           | (PROVISIONAL)    | APPROVED         |                  | FORECAST         | FORECAST         |
|                            |   | EXPENDITURE      | JUL - MAR        | ESTIMATES        | ESTIMATES        | ESTIMATES        | ESTIMATES        |
|                            |   | 2018/2019        | 2019/2020        | 2019/2020        | 2020/2021        | 2021/2022        | 2022/2023        |
|                            |   | \$               | \$               | \$               | \$               | \$               | \$               |
| <b>PERSONAL EMOLUMENTS</b> |   |                  |                  |                  |                  |                  |                  |
| <b>21110EE</b>             | <b>Wages &amp; Salaries (In Cash)</b>             |                  |                  |                  |                  |                  |                  |
| 2111101                    | Salary-Permanent/Pensionable                      | 1,549,340        | 1,150,639        | 1,376,254        | 1,369,390        | 1,415,250        | 1,415,250        |
| 2111102                    | Salary-Contract Workers                           | 325,234          | 306,767          | 429,050          | 429,050          | 429,050          | 429,050          |
|                            | <b>Wages &amp; Salaries (In Cash)</b>             | <b>1,874,574</b> | <b>1,457,406</b> | <b>1,805,304</b> | <b>1,798,440</b> | <b>1,844,300</b> | <b>1,844,300</b> |
| <b>21120EE</b>             | <b>Allowances</b>                                 |                  |                  |                  |                  |                  |                  |
| 2112102                    | Overtime - Monthly Employees (General)            | 2,870            | 0                | 3,000            | 0                | 3,000            | 3,000            |
| 2112115                    | Responsibility Allowance                          | 2,748            | 0                | 3,000            | 3,000            | 3,075            | 3,075            |
|                            | <b>Allowances</b>                                 | <b>5,618</b>     | <b>0</b>         | <b>6,000</b>     | <b>3,000</b>     | <b>6,075</b>     | <b>6,075</b>     |
|                            | <b>Personal Emoluments</b>                        | <b>1,880,192</b> | <b>1,457,406</b> | <b>1,811,304</b> | <b>1,801,440</b> | <b>1,850,375</b> | <b>1,850,375</b> |
| <b>22000EE</b>             | <b>Use of Goods &amp; Services</b>                |                  |                  |                  |                  |                  |                  |
| <b>22111EE</b>             | <b>Domestic Travel &amp; Subsistence</b>          |                  |                  |                  |                  |                  |                  |
| 2211101                    | Air Transport of Persons Within The Bahamas       | 3,327            | 854              | 7,600            | 4,864            | 12,000           | 12,000           |
| 2211103                    | Mileage Within The Bahamas                        | 32,500           | 26,250           | 32,300           | 25,840           | 34,850           | 34,850           |
| 2211110                    | Subsistence for Travellers Within The Bahamas     | 4,525            | 3,661            | 7,600            | 4,864            | 12,000           | 12,000           |
|                            | <b>Domestic Travel &amp; Subsistence</b>          | <b>40,352</b>    | <b>30,765</b>    | <b>47,500</b>    | <b>35,568</b>    | <b>58,850</b>    | <b>58,850</b>    |
| <b>22112EE</b>             | <b>International Travel &amp; Subsistence</b>     |                  |                  |                  |                  |                  |                  |
| 2211201                    | Air Transport of Persons Outside The Bahamas      | 1,246            | 0                | 5,700            | 1,320            | 8,000            | 12,000           |
| 2211210                    | Subsistence for Travellers Outside The Bahamas    | 1,100            | 200              | 5,700            | 1,368            | 10,000           | 10,000           |
|                            | <b>International Travel &amp; Subsistence</b>     | <b>2,346</b>     | <b>200</b>       | <b>11,400</b>    | <b>2,688</b>     | <b>18,000</b>    | <b>22,000</b>    |
| <b>22410EE</b>             | <b>Supplies &amp; Materials</b>                   |                  |                  |                  |                  |                  |                  |
| 2241201                    | Office Supplies & Stationery                      | 7,294            | 1,774            | 7,600            | 6,000            | 12,000           | 12,000           |
| 2241205                    | Food, Ice & Drinking Water                        | 585              | 1,066            | 3,800            | 3,040            | 8,000            | 8,000            |
| 2241206                    | Publications                                      | 1,488            | 625              | 3,325            | 2,000            | 5,000            | 5,000            |
| 2241211                    | Cleaning & Toilet Supplies                        | 4,602            | 3,540            | 5,700            | 4,800            | 8,000            | 10,000           |
| 2241212                    | Computer Software Supplies & Materials            | 6,475            | 9,915            | 19,000           | 15,200           | 15,200           | 15,200           |
| 2241299                    | Other Supplies & Materials                        | 6,971            | 7,089            | 23,750           | 19,000           | 19,000           | 19,000           |
|                            | <b>Supplies &amp; Materials</b>                   | <b>27,415</b>    | <b>24,009</b>    | <b>63,175</b>    | <b>50,040</b>    | <b>67,200</b>    | <b>69,200</b>    |
| <b>22510EE</b>             | <b>Services</b>                                   |                  |                  |                  |                  |                  |                  |
| 2251101                    | Printing & Duplication Service                    | 199              | 519              | 2,375            | 1,900            | 1,900            | 1,900            |
| 2251102                    | Advertising & Public Notices                      | 0                | 30               | 380              | 304              | 304              | 304              |
| 2251108                    | Tuition, Training, In-service Awards, Subsistence | 1,825            | 2,488            | 9,500            | 7,600            | 7,600            | 7,600            |
| 2251109                    | Licencing & Inspection of Vehicles                | 195              | 0                | 1,569            | 800              | 2,050            | 2,050            |
| 2251128                    | Fees & Other Charges                              | 1,635            | 1,792            | 6,650            | 7,200            | 11,000           | 11,000           |
| 2251129                    | Staff Engagement                                  | 1,253            | 150              | 1,710            | 855              | 855              | 855              |
| 2251203                    | Freight & Express                                 | 637              | 80               | 1,425            | 1,140            | 1,140            | 1,140            |

# [Head 016] BAHAMAS INFORMATION SERVICES



| ITEM NO.       | TITLE OF ITEM                                      | PROVISIONAL ACTUAL EXPENDITURE | EXPENDITURE (PROVISIONAL) JUL - MAR | REVISED APPROVED ESTIMATES | ESTIMATES        | PRELIMINARY FORECAST ESTIMATES | PRELIMINARY FORECAST ESTIMATES |
|----------------|--|--------------------------------|-------------------------------------|----------------------------|------------------|--------------------------------|--------------------------------|
|                |  | 2018/2019                      | 2019/2020                           | 2019/2020                  | 2020/2021        | 2021/2022                      | 2022/2023                      |
|                |  | \$                             | \$                                  | \$                         | \$               | \$                             | \$                             |
| 2251330        | Upkeep & Maintenance of Instruments & Apparatus    | 396                            | 34                                  | 2,375                      | 1,900            | 1,900                          | 1,900                          |
| 2251399        | Other Contractual Services                         | 3,797                          | 1,439                               | 7,600                      | 6,080            | 9,000                          | 9,000                          |
|                | <b>Services</b>                                    | <b>9,937</b>                   | <b>6,532</b>                        | <b>33,584</b>              | <b>27,779</b>    | <b>35,749</b>                  | <b>35,749</b>                  |
| <b>22610EE</b> | <b>Minor Capital Repairs</b>                       |                                |                                     |                            |                  |                                |                                |
| 2261201        | Transportation Equipment Upkeep                    | 4,394                          | 3,349                               | 5,700                      | 4,560            | 4,560                          | 4,560                          |
|                | <b>Minor Capital Repairs</b>                       | <b>4,394</b>                   | <b>3,349</b>                        | <b>5,700</b>               | <b>4,560</b>     | <b>4,560</b>                   | <b>4,560</b>                   |
| <b>22810EE</b> | <b>Special Financial Transactions</b>              |                                |                                     |                            |                  |                                |                                |
| 2281105        | VAT Expenses                                       | 23                             | 1,317                               | 1,900                      | 950              | 950                            | 950                            |
|                | <b>Special Financial Transactions</b>              | <b>23</b>                      | <b>1,317</b>                        | <b>1,900</b>               | <b>950</b>       | <b>950</b>                     | <b>950</b>                     |
|                | <b>Use of Goods &amp; Services</b>                 | <b>84,467</b>                  | <b>66,172</b>                       | <b>163,259</b>             | <b>121,585</b>   | <b>185,309</b>                 | <b>191,309</b>                 |
|                | <b>BAHAMAS INFORMATION SERVICES TOTAL EXPENSES</b> | <b>1,964,659</b>               | <b>1,523,578</b>                    | <b>1,974,563</b>           | <b>1,923,025</b> | <b>2,035,684</b>               | <b>2,041,684</b>               |

The Accounting Officer for this Head is the EXECUTIVE DIRECTOR

# [Head 017] GOVERNMENT PRINTING DEPARTMENT



| ITEM NO.                   | TITLE OF ITEM                                    | PROVISIONAL ACTUAL EXPENDITURE | EXPENDITURE (PROVISIONAL) JUL - MAR | REVISED APPROVED ESTIMATES | ESTIMATES        | PRELIMINARY FORECAST ESTIMATES | PRELIMINARY FORECAST ESTIMATES |
|----------------------------|--|--------------------------------|-------------------------------------|----------------------------|------------------|--------------------------------|--------------------------------|
|                            |  | 2018/2019                      | 2019/2020                           | 2019/2020                  | 2020/2021        | 2021/2022                      | 2022/2023                      |
|                            |  | \$                             | \$                                  | \$                         | \$               | \$                             | \$                             |
| <b>PERSONAL EMOLUMENTS</b> |  |                                |                                     |                            |                  |                                |                                |
| <b>21110EE</b>             | <b>Wages &amp; Salaries (In Cash)</b>            |                                |                                     |                            |                  |                                |                                |
| 2111101                    | Salary-Permanent/Pensionable                     | 994,928                        | 733,143                             | 1,105,984                  | 1,088,244        | 1,109,598                      | 1,116,716                      |
|                            | <b>Wages &amp; Salaries (In Cash)</b>            | <b>994,928</b>                 | <b>733,143</b>                      | <b>1,105,984</b>           | <b>1,088,244</b> | <b>1,109,598</b>               | <b>1,116,716</b>               |
| <b>21120EE</b>             | <b>Allowances</b>                                |                                |                                     |                            |                  |                                |                                |
| 2112102                    | Overtime - Monthly Employees (General)           | 8,812                          | 14,444                              | 20,000                     | 20,000           | 20,000                         | 20,000                         |
| 2112105                    | Risk & Hazard Allowance                          | 138,285                        | 51,365                              | 79,200                     | 79,200           | 79,200                         | 79,200                         |
| 2112116                    | Acting Allowance                                 | 0                              | 0                                   | 1,000                      | 1,000            | 1,000                          | 1,000                          |
|                            | <b>Allowances</b>                                | <b>147,097</b>                 | <b>65,809</b>                       | <b>100,200</b>             | <b>100,200</b>   | <b>100,200</b>                 | <b>100,200</b>                 |
|                            | <b>Personal Emoluments</b>                       | <b>1,142,025</b>               | <b>798,952</b>                      | <b>1,206,184</b>           | <b>1,188,444</b> | <b>1,209,798</b>               | <b>1,216,916</b>               |
| <b>22000EE</b>             | <b>Use of Goods &amp; Services</b>               |                                |                                     |                            |                  |                                |                                |
| <b>22112EE</b>             | <b>International Travel &amp; Subsistence</b>    |                                |                                     |                            |                  |                                |                                |
| 2211201                    | Air Transport of Persons Outside The Bahamas     | 0                              | 0                                   | 19,190                     | 1,500            | 5,000                          | 5,000                          |
| 2211210                    | Subsistence for Travellers Outside The Bahamas   | 0                              | 0                                   | 4,845                      | 1,500            | 5,000                          | 5,000                          |
|                            | <b>International Travel &amp; Subsistence</b>    | <b>0</b>                       | <b>0</b>                            | <b>24,035</b>              | <b>3,000</b>     | <b>10,000</b>                  | <b>10,000</b>                  |
| <b>22410EE</b>             | <b>Supplies &amp; Materials</b>                  |                                |                                     |                            |                  |                                |                                |
| 2241201                    | Office Supplies & Stationery                     | 1,498                          | 60                                  | 2,280                      | 1,920            | 1,920                          | 1,920                          |
| 2241205                    | Food, Ice & Drinking Water                       | 431                            | 300                                 | 988                        | 950              | 950                            | 950                            |
| 2241206                    | Publications                                     | 0                              | 0                                   | 76                         | 61               | 61                             | 61                             |
| 2241211                    | Cleaning & Toilet Supplies                       | 2,314                          | 588                                 | 2,375                      | 2,375            | 2,375                          | 2,375                          |
| 2241212                    | Computer Software Supplies & Materials           | 0                              | 0                                   | 1,520                      | 1,216            | 1,216                          | 1,216                          |
| 2241213                    | Clothing & Clothing Supplies                     | 2,492                          | 0                                   | 4,180                      | 3,000            | 3,000                          | 3,000                          |
| 2241299                    | Other Supplies & Materials                       | 44,103                         | 14,824                              | 38,000                     | 20,000           | 20,000                         | 20,000                         |
|                            | <b>Supplies &amp; Materials</b>                  | <b>50,838</b>                  | <b>15,772</b>                       | <b>49,419</b>              | <b>29,522</b>    | <b>29,522</b>                  | <b>29,522</b>                  |
| <b>22510EE</b>             | <b>Services</b>                                  |                                |                                     |                            |                  |                                |                                |
| 2251101                    | Printing & Duplication Service                   | 178,994                        | 17,136                              | 95,000                     | 50,000           | 50,000                         | 50,000                         |
| 2251102                    | Advertising & Public Notices                     | 0                              | 0                                   | 76                         | 0                | 0                              | 0                              |
| 2251109                    | Licencing & Inspection of Vehicles               | 195                            | 0                                   | 400                        | 400              | 410                            | 410                            |
| 2251128                    | Fees & Other Charges                             | 726                            | 364                                 | 950                        | 950              | 950                            | 950                            |
| 2251129                    | Staff Engagement                                 | 0                              | 320                                 | 1,672                      | 836              | 836                            | 836                            |
| 2251302                    | Building Maintenance                             | 3,526                          | 1,433                               | 3,800                      | 3,040            | 3,040                          | 3,040                          |
| 2251306                    | Computers, Business Machines & Related Equipment | 4,661                          | 2,755                               | 15,200                     | 10,000           | 10,000                         | 10,000                         |
| 2251307                    | Maintenance of Generators, A/C & Other Machinery | 572                            | 84                                  | 4,750                      | 3,800            | 3,800                          | 3,800                          |
| 2251337                    | Operation of Facilities or Other Services        | 97,704                         | 4,326                               | 85,500                     | 68,400           | 68,400                         | 68,400                         |
|                            | <b>Services</b>                                  | <b>286,378</b>                 | <b>26,418</b>                       | <b>207,348</b>             | <b>137,426</b>   | <b>137,436</b>                 | <b>137,436</b>                 |
| <b>22610EE</b>             | <b>Minor Capital Repairs</b>                     |                                |                                     |                            |                  |                                |                                |

# [Head 017] GOVERNMENT PRINTING DEPARTMENT



| ITEM NO.       | TITLE OF ITEM  | PROVISIONAL      | EXPENDITURE    | REVISED          |                  | PRELIMINARY      | PRELIMINARY      |
|----------------|--|------------------|----------------|------------------|------------------|------------------|------------------|
|                |  | ACTUAL           | (PROVISIONAL)  | APPROVED         |                  | FORECAST         | FORECAST         |
|                |  | EXPENDITURE      |                | ESTIMATES        | ESTIMATES        | ESTIMATES        | ESTIMATES        |
|                |  | JUL - MAR        |                |                  |                  |                  |                  |
|                |  | 2018/2019        | 2019/2020      | 2019/2020        | 2020/2021        | 2021/2022        | 2022/2023        |
|                |  | \$               | \$             | \$               | \$               | \$               | \$               |
| 2261201        | Transportation Equipment Upkeep                      | 605              | 151            | 3,895            | 3,116            | 3,116            | 3,116            |
|                | <b>Minor Capital Repairs</b>                         | <b>605</b>       | <b>151</b>     | <b>3,895</b>     | <b>3,116</b>     | <b>3,116</b>     | <b>3,116</b>     |
| <b>22810EE</b> | <b>Special Financial Transactions</b>                |                  |                |                  |                  |                  |                  |
| 2281105        | VAT Expenses   | 73               | 0              | 950              | 950              | 950              | 950              |
|                | <b>Special Financial Transactions</b>                | <b>73</b>        | <b>0</b>       | <b>950</b>       | <b>950</b>       | <b>950</b>       | <b>950</b>       |
|                | <b>Use of Goods &amp; Services</b>                   | <b>337,894</b>   | <b>42,341</b>  | <b>285,647</b>   | <b>174,014</b>   | <b>181,024</b>   | <b>181,024</b>   |
| <b>28000EE</b> | <b>Other Payments</b>                                |                  |                |                  |                  |                  |                  |
|                | <b>GOVERNMENT PRINTING DEPARTMENT TOTAL EXPENSES</b> | <b>1,479,919</b> | <b>841,293</b> | <b>1,491,831</b> | <b>1,362,458</b> | <b>1,390,822</b> | <b>1,397,940</b> |

The Accounting Officer for this Head is the SECRETARY TO THE CABINET

# [Head 018] DEPARTMENT OF LOCAL GOVERNMENT



| ITEM NO.                   | TITLE OF ITEM                                  | PROVISIONAL ACTUAL EXPENDITURE | EXPENDITURE (PROVISIONAL) JUL - MAR | REVISED APPROVED ESTIMATES | ESTIMATES        | PRELIMINARY FORECAST ESTIMATES | PRELIMINARY FORECAST ESTIMATES |
|----------------------------|--|--------------------------------|-------------------------------------|----------------------------|------------------|--------------------------------|--------------------------------|
|                            |  | 2018/2019                      | 2019/2020                           | 2019/2020                  | 2020/2021        | 2021/2022                      | 2022/2023                      |
|                            |  | \$                             | \$                                  | \$                         | \$               | \$                             | \$                             |
| <b>PERSONAL EMOLUMENTS</b> |  |                                |                                     |                            |                  |                                |                                |
| <b>21110EE</b>             | <b>Wages &amp; Salaries (In Cash)</b>          |                                |                                     |                            |                  |                                |                                |
| 2111101                    | Salary-Permanent/Pensionable                   | 7,752,065                      | 5,894,345                           | 7,757,827                  | 7,664,322        | 7,857,827                      | 8,051,332                      |
| 2111102                    | Salary-Contract Workers                        | 100,486                        | 0                                   | 133,133                    | 297,400          | 297,400                        | 297,400                        |
|                            | <b>Wages &amp; Salaries (In Cash)</b>          | <b>7,852,551</b>               | <b>5,894,345</b>                    | <b>7,890,960</b>           | <b>7,961,722</b> | <b>8,155,227</b>               | <b>8,348,732</b>               |
| <b>21120EE</b>             | <b>Allowances</b>                              |                                |                                     |                            |                  |                                |                                |
| 2112102                    | Overtime - Monthly Employees (General)         | 7,226                          | 1,001                               | 10,000                     | 0                | 5,000                          | 5,000                          |
| 2112103                    | Housing Allowance                              | 0                              | 0                                   | 5,000                      | 0                | 0                              | 0                              |
| 2112112                    | Transport & Mileage Allowance                  | 4,471                          | 2,760                               | 6,000                      | 3,000            | 3,000                          | 3,000                          |
| 2112115                    | Responsibility Allowance                       | 106,868                        | 53,054                              | 120,000                    | 121,000          | 121,000                        | 121,000                        |
| 2112116                    | Acting Allowance                               | 0                              | 0                                   | 3,000                      | 3,000            | 3,000                          | 3,000                          |
| 2112117                    | Hardship Allowance                             | 10,800                         | 7,300                               | 10,000                     | 10,800           | 10,800                         | 10,800                         |
| 2112125                    | Disturbance Allowance/Geographical             | 78,377                         | 44,452                              | 118,800                    | 118,800          | 118,800                        | 118,800                        |
|                            | <b>Allowances</b>                              | <b>207,742</b>                 | <b>108,567</b>                      | <b>272,800</b>             | <b>256,600</b>   | <b>261,600</b>                 | <b>261,600</b>                 |
|                            | <b>Personal Emoluments</b>                     | <b>8,060,293</b>               | <b>6,002,912</b>                    | <b>8,163,760</b>           | <b>8,218,322</b> | <b>8,416,827</b>               | <b>8,610,332</b>               |
| <b>22000EE</b>             | <b>Use of Goods &amp; Services</b>             |                                |                                     |                            |                  |                                |                                |
| <b>22111EE</b>             | <b>Domestic Travel &amp; Subsistence</b>       |                                |                                     |                            |                  |                                |                                |
| 2211101                    | Air Transport of Persons Within The Bahamas    | 119,114                        | 103,273                             | 233,050                    | 145,312          | 181,640                        | 181,640                        |
| 2211103                    | Mileage Within The Bahamas                     | 0                              | 0                                   | 5,700                      | 2,400            | 3,000                          | 3,000                          |
| 2211110                    | Subsistence for Travellers Within The Bahamas  | 37,483                         | 59,492                              | 125,970                    | 64,000           | 80,000                         | 80,000                         |
| 2211114                    | Incidental Travel Expenses Within The Bahamas  | 63                             | 608                                 | 950                        | 150              | 600                            | 600                            |
|                            | <b>Domestic Travel &amp; Subsistence</b>       | <b>156,660</b>                 | <b>163,373</b>                      | <b>365,670</b>             | <b>211,862</b>   | <b>265,240</b>                 | <b>265,240</b>                 |
| <b>22112EE</b>             | <b>International Travel &amp; Subsistence</b>  |                                |                                     |                            |                  |                                |                                |
| 2211201                    | Air Transport of Persons Outside The Bahamas   | 0                              | 200                                 | 19,000                     | 3,000            | 10,000                         | 10,000                         |
| 2211210                    | Subsistence for Travellers Outside The Bahamas | 1,090                          | 0                                   | 4,750                      | 1,500            | 5,000                          | 5,000                          |
| 2211214                    | Incidental Travel Expenses Outside The Bahamas | 0                              | 0                                   | 950                        | 500              | 500                            | 500                            |
|                            | <b>International Travel &amp; Subsistence</b>  | <b>1,090</b>                   | <b>200</b>                          | <b>24,700</b>              | <b>5,000</b>     | <b>15,500</b>                  | <b>15,500</b>                  |
| <b>22210EE</b>             | <b>Rent</b>                                    |                                |                                     |                            |                  |                                |                                |
| 2221101                    | Rent - Living Accommodation (General)          | 275,584                        | 204,366                             | 456,700                    | 456,700          | 456,700                        | 500,000                        |
| 2221102                    | Rent - Office                                  | 3,500                          | 20,250                              | 25,000                     | 46,080           | 46,080                         | 47,000                         |
|                            | <b>Rent</b>                                    | <b>279,084</b>                 | <b>224,616</b>                      | <b>481,700</b>             | <b>502,780</b>   | <b>502,780</b>                 | <b>547,000</b>                 |
| <b>22310EE</b>             | <b>Utilities &amp; Communication</b>           |                                |                                     |                            |                  |                                |                                |
| 2231202                    | Street Lighting                                | 231,650                        | 43,243                              | 190,000                    | 60,000           | 50,000                         | 50,000                         |
| 2231301                    | Water Supply                                   | 0                              | 0                                   | 0                          | 1,800            | 1,800                          | 1,800                          |
|                            | <b>Utilities &amp; Communication</b>           | <b>231,650</b>                 | <b>43,243</b>                       | <b>190,000</b>             | <b>61,800</b>    | <b>51,800</b>                  | <b>51,800</b>                  |



# [Head 018] DEPARTMENT OF LOCAL GOVERNMENT



| ITEM NO.       | TITLE OF ITEM   | PROVISIONAL ACTUAL EXPENDITURE | EXPENDITURE (PROVISIONAL) JUL - MAR | REVISED APPROVED ESTIMATES | ESTIMATES         | PRELIMINARY FORECAST ESTIMATES | PRELIMINARY FORECAST ESTIMATES |
|----------------|---|--------------------------------|-------------------------------------|----------------------------|-------------------|--------------------------------|--------------------------------|
|                |   | 2018/2019                      | 2019/2020                           | 2019/2020                  | 2020/2021         | 2021/2022                      | 2022/2023                      |
|                |   | \$                             | \$                                  | \$                         | \$                | \$                             | \$                             |
| <b>22410EE</b> | <b>Supplies &amp; Materials</b>                       |                                |                                     |                            |                   |                                |                                |
| 2241101        | Gasoline  | 1,724,253                      | 966,965                             | 1,478,000                  | 1,650,000         | 1,947,764                      | 1,947,764                      |
| 2241106        | Diesel  | 495,200                        | 147,239                             | 400,000                    | 200,000           | 200,000                        | 200,000                        |
| 2241201        | Office Supplies & Stationery                          | 33,835                         | 20,905                              | 39,900                     | 33,920            | 33,920                         | 33,920                         |
| 2241205        | Food, Ice & Drinking Water                            | 16,865                         | 9,577                               | 27,550                     | 23,270            | 23,340                         | 23,340                         |
| 2241206        | Publications  | 2,143                          | 573                                 | 3,325                      | 2,660             | 3,500                          | 3,500                          |
| 2241211        | Cleaning & Toilet Supplies                            | 21,953                         | 7,361                               | 38,000                     | 40,000            | 35,800                         | 35,800                         |
| 2241212        | Computer Software Supplies & Materials                | 0                              | 0                                   | 3,800                      | 2,000             | 2,000                          | 2,000                          |
| 2241299        | Other Supplies & Materials                            | 3,794                          | 1,008                               | 5,035                      | 4,100             | 5,425                          | 5,425                          |
|                | <b>Supplies &amp; Materials</b>                       | <b>2,298,043</b>               | <b>1,153,628</b>                    | <b>1,995,610</b>           | <b>1,955,950</b>  | <b>2,251,749</b>               | <b>2,251,749</b>               |
| <b>22510EE</b> | <b>Services</b>                                       |                                |                                     |                            |                   |                                |                                |
| 2251101        | Printing & Duplication Service                        | 14,634                         | 8,283                               | 31,350                     | 25,080            | 29,500                         | 43,080                         |
| 2251102        | Advertising & Public Notices                          | 100                            | 0                                   | 1,900                      | 1,000             | 1,000                          | 1,000                          |
| 2251107        | Workshops, Conferences, Seminars, Meetings & Exhibits | 109,082                        | 10,660                              | 104,500                    | 80,000            | 80,000                         | 80,000                         |
| 2251108        | Tuition, Training, In-service Awards, Subsistence     | 300                            | 0                                   | 9,500                      | 0                 | 0                              | 0                              |
| 2251109        | Licencing & Inspection of Vehicles                    | 8,750                          | 0                                   | 20,000                     | 16,000            | 20,000                         | 20,000                         |
| 2251110        | Postage, Postal Machines & Services                   | 2,125                          | 1,501                               | 9,500                      | 7,600             | 9,000                          | 9,000                          |
| 2251128        | Fees & Other Charges                                  | 33,250                         | 21,173                              | 84,036                     | 76,765            | 88,459                         | 88,459                         |
| 2251129        | Staff Engagement                                      | 7,325                          | 10,898                              | 18,050                     | 12,025            | 13,000                         | 18,000                         |
| 2251201        | Local Transportation of Goods                         | 7,529                          | 3,847                               | 19,000                     | 15,200            | 25,000                         | 25,000                         |
| 2251203        | Freight & Express                                     | 12,525                         | 8,093                               | 28,500                     | 22,800            | 30,000                         | 30,000                         |
| 2251302        | Building Maintenance                                  | 29,118                         | 5,565                               | 47,500                     | 38,000            | 40,000                         | 40,000                         |
| 2251306        | Computers, Business Machines & Related Equipment      | 113                            | 5,395                               | 9,500                      | 5,000             | 5,000                          | 5,000                          |
| 2251307        | Maintenance of Generators, A/C & Other Machinery      | 7,308                          | 2,659                               | 42,750                     | 34,200            | 45,000                         | 45,000                         |
| 2251317        | Emergency Maintenance                                 | 6,027                          | 1,500                               | 9,500                      | 6,000             | 6,000                          | 6,000                          |
| 2251322        | Office Furniture Upkeep                               | 0                              | 0                                   | 3,800                      | 2,500             | 2,500                          | 2,500                          |
| 2251337        | Operation of Facilities or Other Services             | 30,810                         | 13,778                              | 65,036                     | 46,000            | 50,000                         | 50,000                         |
| 2251399        | Other Contractual Services                            | 20,976                         | 0                                   | 522,500                    | 360,000           | 450,000                        | 450,000                        |
|                | <b>Services</b>                                       | <b>289,972</b>                 | <b>93,352</b>                       | <b>1,026,922</b>           | <b>748,170</b>    | <b>894,459</b>                 | <b>913,039</b>                 |
| <b>22610EE</b> | <b>Minor Capital Repairs</b>                          |                                |                                     |                            |                   |                                |                                |
| 2261199        | Miscellaneous Family Island Capital Projects          | 700,000                        | 10,000                              | 712,500                    | 570,000           | 700,000                        | 700,000                        |
| 2261201        | Transportation Equipment Upkeep                       | 41,723                         | 25,739                              | 47,500                     | 38,000            | 40,000                         | 40,000                         |
|                | <b>Minor Capital Repairs</b>                          | <b>741,723</b>                 | <b>35,739</b>                       | <b>760,000</b>             | <b>608,000</b>    | <b>740,000</b>                 | <b>740,000</b>                 |
| <b>22810EE</b> | <b>Special Financial Transactions</b>                 |                                |                                     |                            |                   |                                |                                |
| 2281105        | VAT Expenses  | 77                             | 88                                  | 950                        | 950               | 1,000                          | 1,000                          |
| 2281190        | Local Government Act Review Committee                 | 43,953                         | 0                                   | 100,000                    | 60,000            | 80,000                         | 80,000                         |
|                | <b>Special Financial Transactions</b>                 | <b>44,030</b>                  | <b>88</b>                           | <b>100,950</b>             | <b>60,950</b>     | <b>81,000</b>                  | <b>81,000</b>                  |
| <b>22940EE</b> | <b>Local Government Expenses</b>                      |                                |                                     |                            |                   |                                |                                |
| 2294001        | Local Government Expenses                             | 13,316,624                     | 9,334,765                           | 13,149,097                 | 13,319,147        | 13,319,147                     | 13,319,147                     |
|                | <b>Local Government Expenses</b>                      | <b>13,316,624</b>              | <b>9,334,765</b>                    | <b>13,149,097</b>          | <b>13,319,147</b> | <b>13,319,147</b>              | <b>13,319,147</b>              |

# [Head 018] DEPARTMENT OF LOCAL GOVERNMENT



| ITEM NO. | TITLE OF ITEM  | PROVISIONAL ACTUAL EXPENDITURE | EXPENDITURE (PROVISIONAL) JUL - MAR | REVISED APPROVED ESTIMATES | ESTIMATES         | PRELIMINARY FORECAST ESTIMATES | PRELIMINARY FORECAST ESTIMATES |
|----------|--|--------------------------------|-------------------------------------|----------------------------|-------------------|--------------------------------|--------------------------------|
|          |  | 2018/2019                      | 2019/2020                           | 2019/2020                  | 2020/2021         | 2021/2022                      | 2022/2023                      |
|          |  | \$                             | \$                                  | \$                         | \$                | \$                             | \$                             |
|          | Use of Goods & Services                              | 17,358,876                     | 11,049,004                          | 18,094,649                 | 17,473,659        | 18,121,675                     | 18,184,475                     |
| 26000EE  | Grants   |                                |                                     |                            |                   |                                |                                |
|          | <b>DEPARTMENT OF LOCAL GOVERNMENT TOTAL EXPENSES</b> | <b>25,419,169</b>              | <b>17,051,916</b>                   | <b>26,258,409</b>          | <b>25,691,981</b> | <b>26,538,502</b>              | <b>26,794,807</b>              |

The Accounting Officer for this Head is the PERMANENT SECRETARY

# [Head 019] DEPARTMENT OF PHYSICAL PLANNING



| ITEM NO.                   | TITLE OF ITEM   | PROVISIONAL ACTUAL EXPENDITURE | EXPENDITURE (PROVISIONAL) | REVISED APPROVED ESTIMATES | ESTIMATES      | PRELIMINARY FORECAST ESTIMATES | PRELIMINARY FORECAST ESTIMATES |
|----------------------------|---|--------------------------------|---------------------------|----------------------------|----------------|--------------------------------|--------------------------------|
|                            |   | 2018/2019                      | JUL - MAR 2019/2020       | 2019/2020                  | 2020/2021      | 2021/2022                      | 2022/2023                      |
|                            |   | \$                             | \$                        | \$                         | \$             | \$                             | \$                             |
| <b>PERSONAL EMOLUMENTS</b> |   |                                |                           |                            |                |                                |                                |
| <b>21110EE</b>             | <b>Wages &amp; Salaries (In Cash)</b>                 |                                |                           |                            |                |                                |                                |
| 2111101                    | Salary-Permanent/Pensionable                          | 673,100                        | 586,743                   | 661,050                    | 655,759        | 739,430                        | 754,219                        |
| 2111102                    | Salary-Contract Workers                               | 0                              | 0                         | 0                          | 45,000         | 45,000                         | 45,000                         |
|                            | <b>Wages &amp; Salaries (In Cash)</b>                 | <b>673,100</b>                 | <b>586,743</b>            | <b>661,050</b>             | <b>700,759</b> | <b>784,430</b>                 | <b>799,219</b>                 |
| <b>21120EE</b>             | <b>Allowances</b>                                     |                                |                           |                            |                |                                |                                |
| 2112101                    | Honoraria   | 66,780                         | 56,700                    | 97,200                     | 97,200         | 97,200                         | 97,200                         |
| 2112102                    | Overtime - Monthly Employees (General)                | 310                            | 219                       | 3,000                      | 1,000          | 1,200                          | 1,500                          |
| 2112115                    | Responsibility Allowance                              | 0                              | 0                         | 0                          | 34,975         | 34,975                         | 34,975                         |
| 2112116                    | Acting Allowance                                      | 0                              | 0                         | 0                          | 500            | 500                            | 500                            |
|                            | <b>Allowances</b>                                     | <b>67,090</b>                  | <b>56,919</b>             | <b>100,200</b>             | <b>133,675</b> | <b>133,875</b>                 | <b>134,175</b>                 |
|                            | <b>Personal Emoluments</b>                            | <b>740,190</b>                 | <b>643,662</b>            | <b>761,250</b>             | <b>834,434</b> | <b>918,305</b>                 | <b>933,394</b>                 |
| <b>22000EE</b>             | <b>Use of Goods &amp; Services</b>                    |                                |                           |                            |                |                                |                                |
| <b>22111EE</b>             | <b>Domestic Travel &amp; Subsistence</b>              |                                |                           |                            |                |                                |                                |
| 2211101                    | Air Transport of Persons Within The Bahamas           | 7,883                          | 4,861                     | 19,000                     | 8,000          | 10,200                         | 10,400                         |
| 2211103                    | Mileage Within The Bahamas                            | 200                            | 0                         | 190                        | 152            | 250                            | 300                            |
| 2211110                    | Subsistence for Travellers Within The Bahamas         | 960                            | 0                         | 950                        | 1,600          | 2,040                          | 2,080                          |
|                            | <b>Domestic Travel &amp; Subsistence</b>              | <b>9,043</b>                   | <b>4,861</b>              | <b>20,140</b>              | <b>9,752</b>   | <b>12,490</b>                  | <b>12,780</b>                  |
| <b>22112EE</b>             | <b>International Travel &amp; Subsistence</b>         |                                |                           |                            |                |                                |                                |
| 2211201                    | Air Transport of Persons Outside The Bahamas          | 1,190                          | 0                         | 1,900                      | 450            | 1,530                          | 1,560                          |
| 2211210                    | Subsistence for Travellers Outside The Bahamas        | 1,200                          | 0                         | 1,140                      | 300            | 1,200                          | 1,400                          |
|                            | <b>International Travel &amp; Subsistence</b>         | <b>2,390</b>                   | <b>0</b>                  | <b>3,040</b>               | <b>750</b>     | <b>2,730</b>                   | <b>2,960</b>                   |
| <b>22410EE</b>             | <b>Supplies &amp; Materials</b>                       |                                |                           |                            |                |                                |                                |
| 2241201                    | Office Supplies & Stationery                          | 2,878                          | 1,276                     | 2,375                      | 3,233          | 3,233                          | 3,233                          |
| 2241205                    | Food, Ice & Drinking Water                            | 2,546                          | 936                       | 950                        | 1,350          | 1,380                          | 1,400                          |
| 2241206                    | Publications  | 961                            | 707                       | 950                        | 760            | 760                            | 760                            |
| 2241211                    | Cleaning & Toilet Supplies                            | 2,232                          | 1,116                     | 2,375                      | 2,375          | 2,375                          | 2,375                          |
| 2241212                    | Computer Software Supplies & Materials                | 1,581                          | 407                       | 950                        | 760            | 760                            | 760                            |
| 2241299                    | Other Supplies & Materials                            | 660                            | 498                       | 1,425                      | 1,140          | 1,140                          | 1,140                          |
|                            | <b>Supplies &amp; Materials</b>                       | <b>10,858</b>                  | <b>4,940</b>              | <b>9,025</b>               | <b>9,618</b>   | <b>9,648</b>                   | <b>9,668</b>                   |
| <b>22510EE</b>             | <b>Services</b>                                       |                                |                           |                            |                |                                |                                |
| 2251101                    | Printing & Duplication Service                        | 8,406                          | 1,101                     | 2,850                      | 2,280          | 2,280                          | 2,280                          |
| 2251102                    | Advertising & Public Notices                          | 0                              | 184                       | 950                        | 600            | 615                            | 630                            |
| 2251107                    | Workshops, Conferences, Seminars, Meetings & Exhibits | 6,136                          | 2,850                     | 2,850                      | 2,280          | 2,280                          | 2,280                          |
| 2251108                    | Tuition, Training, In-service Awards, Subsistence     | 0                              | 0                         | 1,900                      | 1,500          | 1,530                          | 1,560                          |
| 2251109                    | Licencing & Inspection of Vehicles                    | 975                            | 0                         | 1,400                      | 1,120          | 1,120                          | 1,120                          |

# [Head 019] DEPARTMENT OF PHYSICAL PLANNING



| ITEM NO.       | TITLE OF ITEM   | PROVISIONAL ACTUAL EXPENDITURE | EXPENDITURE (PROVISIONAL) | REVISED APPROVED ESTIMATES | ESTIMATES      | PRELIMINARY FORECAST ESTIMATES | PRELIMINARY FORECAST ESTIMATES |
|----------------|---|--------------------------------|---------------------------|----------------------------|----------------|--------------------------------|--------------------------------|
|                |   | 2018/2019                      | JUL - MAR 2019/2020       | 2019/2020                  | 2020/2021      | 2021/2022                      | 2022/2023                      |
|                |   | \$                             | \$                        | \$                         | \$             | \$                             | \$                             |
| 2251110        | Postage, Postal Machines & Services                   | 0                              | 40                        | 95                         | 50             | 50                             | 50                             |
| 2251115        | Consultancy Services                                  | 0                              | 0                         | 190                        | 0              | 0                              | 0                              |
| 2251128        | Fees & Other Charges                                  | 15,763                         | 1,044                     | 2,375                      | 5,000          | 5,000                          | 5,000                          |
| 2251129        | Staff Engagement                                      | 180                            | 0                         | 855                        | 428            | 428                            | 428                            |
| 2251203        | Freight & Express                                     | 0                              | 0                         | 95                         | 100            | 100                            | 100                            |
| 2251302        | Building Maintenance                                  | 914                            | 253                       | 950                        | 760            | 760                            | 760                            |
| 2251330        | Upkeep & Maintenance of Instruments & Apparatus       | 4,725                          | 720                       | 1,900                      | 600            | 600                            | 600                            |
| 2251336        | Sanitact Maintenance Contract                         | 0                              | 50                        | 950                        | 3,634          | 3,707                          | 3,780                          |
| 2251337        | Operation of Facilities or Other Services             | 0                              | 2,480                     | 2,850                      | 7,816          | 7,816                          | 7,816                          |
|                | <b>Services</b>                                       | <b>37,099</b>                  | <b>8,722</b>              | <b>20,210</b>              | <b>26,168</b>  | <b>26,286</b>                  | <b>26,404</b>                  |
| <b>22610EE</b> | <b>Minor Capital Repairs</b>                          |                                |                           |                            |                |                                |                                |
| 2261201        | Transportation Equipment Upkeep                       | 4,224                          | 1,699                     | 1,900                      | 2,400          | 2,400                          | 2,400                          |
|                | <b>Minor Capital Repairs</b>                          | <b>4,224</b>                   | <b>1,699</b>              | <b>1,900</b>               | <b>2,400</b>   | <b>2,400</b>                   | <b>2,400</b>                   |
| <b>22810EE</b> | <b>Special Financial Transactions</b>                 |                                |                           |                            |                |                                |                                |
| 2281105        | VAT Expenses  | 398                            | 380                       | 950                        | 950            | 950                            | 950                            |
|                | <b>Special Financial Transactions</b>                 | <b>398</b>                     | <b>380</b>                | <b>950</b>                 | <b>950</b>     | <b>950</b>                     | <b>950</b>                     |
|                | <b>Use of Goods &amp; Services</b>                    | <b>64,012</b>                  | <b>20,602</b>             | <b>55,265</b>              | <b>49,638</b>  | <b>54,504</b>                  | <b>55,162</b>                  |
| <b>28000EE</b> | <b>Other Payments</b>                                 |                                |                           |                            |                |                                |                                |
|                | <b>DEPARTMENT OF PHYSICAL PLANNING TOTAL EXPENSES</b> | <b>804,202</b>                 | <b>664,264</b>            | <b>816,515</b>             | <b>884,072</b> | <b>972,809</b>                 | <b>988,556</b>                 |

The Accounting Officer for this Head is the DIRECTOR

# [Head 020] DEPARTMENT OF LANDS & SURVEYS



| ITEM NO.                   | TITLE OF ITEM                                  | PROVISIONAL ACTUAL EXPENDITURE | EXPENDITURE (PROVISIONAL) JUL - MAR | REVISED APPROVED ESTIMATES | ESTIMATES        | PRELIMINARY FORECAST ESTIMATES | PRELIMINARY FORECAST ESTIMATES |
|----------------------------|--|--------------------------------|-------------------------------------|----------------------------|------------------|--------------------------------|--------------------------------|
|                            |  | 2018/2019                      | 2019/2020                           | 2019/2020                  | 2020/2021        | 2021/2022                      | 2022/2023                      |
|                            |  | \$                             | \$                                  | \$                         | \$               | \$                             | \$                             |
| <b>PERSONAL EMOLUMENTS</b> |  |                                |                                     |                            |                  |                                |                                |
| <b>21110EE</b>             | <b>Wages &amp; Salaries (In Cash)</b>          |                                |                                     |                            |                  |                                |                                |
| 2111101                    | Salary-Permanent/Pensionable                   | 1,078,961                      | 723,510                             | 950,850                    | 938,500          | 969,000                        | 969,000                        |
| 2111102                    | Salary-Contract Workers                        | 0                              | 82,683                              | 150,750                    | 78,850           | 78,850                         | 78,850                         |
|                            | <b>Wages &amp; Salaries (In Cash)</b>          | <b>1,078,961</b>               | <b>806,193</b>                      | <b>1,101,600</b>           | <b>1,017,350</b> | <b>1,047,850</b>               | <b>1,047,850</b>               |
| <b>21120EE</b>             | <b>Allowances</b>                              |                                |                                     |                            |                  |                                |                                |
| 2112102                    | Overtime - Monthly Employees (General)         | 688                            | 0                                   | 8,000                      | 5,000            | 5,000                          | 5,000                          |
| 2112103                    | Housing Allowance                              | 0                              | 0                                   | 2,500                      | 2,500            | 2,500                          | 2,500                          |
| 2112104                    | Scarcity Allowance                             | 0                              | 0                                   | 3,000                      | 3,000            | 3,000                          | 3,000                          |
| 2112105                    | Risk & Hazard Allowance                        | 16,140                         | 6,800                               | 9,500                      | 9,500            | 9,500                          | 9,500                          |
| 2112115                    | Responsibility Allowance                       | 5,557                          | 4,125                               | 5,600                      | 8,500            | 8,500                          | 8,500                          |
| 2112116                    | Acting Allowance                               | 0                              | 0                                   | 2,500                      | 5,000            | 5,000                          | 5,000                          |
|                            | <b>Allowances</b>                              | <b>22,385</b>                  | <b>10,925</b>                       | <b>31,100</b>              | <b>33,500</b>    | <b>33,500</b>                  | <b>33,500</b>                  |
|                            | <b>Personal Emoluments</b>                     | <b>1,101,346</b>               | <b>817,118</b>                      | <b>1,132,700</b>           | <b>1,050,850</b> | <b>1,081,350</b>               | <b>1,081,350</b>               |
| <b>22000EE</b>             | <b>Use of Goods &amp; Services</b>             |                                |                                     |                            |                  |                                |                                |
| <b>22111EE</b>             | <b>Domestic Travel &amp; Subsistence</b>       |                                |                                     |                            |                  |                                |                                |
| 2211101                    | Air Transport of Persons Within The Bahamas    | 2,826                          | 380                                 | 7,378                      | 5,902            | 7,378                          | 7,378                          |
| 2211110                    | Subsistence for Travellers Within The Bahamas  | 4,298                          | 614                                 | 6,650                      | 5,320            | 6,650                          | 6,650                          |
|                            | <b>Domestic Travel &amp; Subsistence</b>       | <b>7,124</b>                   | <b>994</b>                          | <b>14,028</b>              | <b>11,222</b>    | <b>14,028</b>                  | <b>14,028</b>                  |
| <b>22112EE</b>             | <b>International Travel &amp; Subsistence</b>  |                                |                                     |                            |                  |                                |                                |
| 2211201                    | Air Transport of Persons Outside The Bahamas   | 0                              | 0                                   | 7,125                      | 2,138            | 7,125                          | 7,125                          |
| 2211210                    | Subsistence for Travellers Outside The Bahamas | 0                              | 0                                   | 6,650                      | 1,995            | 6,650                          | 6,650                          |
|                            | <b>International Travel &amp; Subsistence</b>  | <b>0</b>                       | <b>0</b>                            | <b>13,775</b>              | <b>4,133</b>     | <b>13,775</b>                  | <b>13,775</b>                  |
| <b>22410EE</b>             | <b>Supplies &amp; Materials</b>                |                                |                                     |                            |                  |                                |                                |
| 2241201                    | Office Supplies & Stationery                   | 6,872                          | 4,033                               | 7,600                      | 7,600            | 7,600                          | 7,600                          |
| 2241205                    | Food, Ice & Drinking Water                     | 1,696                          | 365                                 | 2,375                      | 2,375            | 2,375                          | 2,375                          |
| 2241206                    | Publications                                   | 1,683                          | 1,561                               | 2,375                      | 1,900            | 1,900                          | 1,900                          |
| 2241211                    | Cleaning & Toilet Supplies                     | 8,838                          | 4,740                               | 7,600                      | 7,600            | 7,600                          | 7,600                          |
| 2241213                    | Clothing & Clothing Supplies                   | 1,488                          | 1,370                               | 2,375                      | 2,375            | 2,375                          | 2,375                          |
| 2241299                    | Other Supplies & Materials                     | 2,732                          | 14,566                              | 64,600                     | 3,800            | 7,200                          | 7,200                          |
|                            | <b>Supplies &amp; Materials</b>                | <b>23,309</b>                  | <b>26,635</b>                       | <b>86,925</b>              | <b>25,650</b>    | <b>29,050</b>                  | <b>29,050</b>                  |
| <b>22510EE</b>             | <b>Services</b>                                |                                |                                     |                            |                  |                                |                                |
| 2251101                    | Printing & Duplication Service                 | 9,700                          | 4,078                               | 8,550                      | 6,840            | 8,550                          | 8,550                          |
| 2251102                    | Advertising & Public Notices                   | 0                              | 0                                   | 1,900                      | 1,520            | 1,900                          | 1,900                          |
| 2251109                    | Licencing & Inspection of Vehicles             | 0                              | 0                                   | 2,500                      | 2,000            | 2,500                          | 2,500                          |
| 2251115                    | Consultancy Services                           | 67,068                         | 825,896                             | 1,535,000                  | 800,000          | 1,000,000                      | 1,000,000                      |

# [Head 020] DEPARTMENT OF LANDS & SURVEYS



| ITEM NO.       | TITLE OF ITEM   | PROVISIONAL ACTUAL EXPENDITURE | EXPENDITURE (PROVISIONAL) JUL - MAR | REVISED APPROVED ESTIMATES | ESTIMATES        | PRELIMINARY FORECAST ESTIMATES | PRELIMINARY FORECAST ESTIMATES |
|----------------|---|--------------------------------|-------------------------------------|----------------------------|------------------|--------------------------------|--------------------------------|
|                |   | 2018/2019                      | 2019/2020                           | 2019/2020                  | 2020/2021        | 2021/2022                      | 2022/2023                      |
|                |   | \$                             | \$                                  | \$                         | \$               | \$                             | \$                             |
| 2251128        | Fees & Other Charges                                    | 936                            | 145                                 | 7,600                      | 3,000            | 3,000                          | 3,000                          |
| 2251129        | Staff Engagement  | 879                            | 0                                   | 1,881                      | 941              | 941                            | 941                            |
| 2251203        | Freight & Express                                       | 40                             | 95                                  | 950                        | 760              | 760                            | 760                            |
| 2251302        | Building Maintenance                                    | 10,265                         | 1,329                               | 7,600                      | 6,080            | 6,080                          | 6,080                          |
| 2251306        | Computers, Business Machines & Related Equipment        | 1,002                          | 290                                 | 1,900                      | 1,520            | 1,520                          | 1,520                          |
| 2251337        | Operation of Facilities or Other Services               | 7,472                          | 11,160                              | 17,100                     | 8,185            | 17,100                         | 17,100                         |
|                | <b>Services</b>   | <b>97,362</b>                  | <b>842,993</b>                      | <b>1,584,981</b>           | <b>830,846</b>   | <b>1,042,351</b>               | <b>1,042,351</b>               |
| <b>22610EE</b> | <b>Minor Capital Repairs</b>                            |                                |                                     |                            |                  |                                |                                |
| 2261201        | Transportation Equipment Upkeep                         | 1,966                          | 1,342                               | 4,750                      | 3,800            | 5,000                          | 5,000                          |
|                | <b>Minor Capital Repairs</b>                            | <b>1,966</b>                   | <b>1,342</b>                        | <b>4,750</b>               | <b>3,800</b>     | <b>5,000</b>                   | <b>5,000</b>                   |
| <b>22810EE</b> | <b>Special Financial Transactions</b>                   |                                |                                     |                            |                  |                                |                                |
| 2281105        | VAT Expenses  | 137                            | 198                                 | 950                        | 950              | 950                            | 950                            |
|                | <b>Special Financial Transactions</b>                   | <b>137</b>                     | <b>198</b>                          | <b>950</b>                 | <b>950</b>       | <b>950</b>                     | <b>950</b>                     |
|                | <b>Use of Goods &amp; Services</b>                      | <b>129,898</b>                 | <b>872,162</b>                      | <b>1,705,409</b>           | <b>876,601</b>   | <b>1,105,154</b>               | <b>1,105,154</b>               |
| <b>28000EE</b> | <b>Other Payments</b>                                   |                                |                                     |                            |                  |                                |                                |
| <b>28200EE</b> | <b>Transfers N.E.C.</b>                                 |                                |                                     |                            |                  |                                |                                |
| 2821609        | Land Surveyors Board Expenses                           | 63                             | 61                                  | 2,500                      | 1,000            | 2,500                          | 2,500                          |
|                | <b>Transfers N.E.C.</b>                                 | <b>63</b>                      | <b>61</b>                           | <b>2,500</b>               | <b>1,000</b>     | <b>2,500</b>                   | <b>2,500</b>                   |
|                | <b>OTHER CHARGES</b>                                    | <b>63</b>                      | <b>61</b>                           | <b>2,500</b>               | <b>1,000</b>     | <b>2,500</b>                   | <b>2,500</b>                   |
|                | <b>DEPARTMENT OF LANDS &amp; SURVEYS TOTAL EXPENSES</b> | <b>1,231,307</b>               | <b>1,689,341</b>                    | <b>2,840,609</b>           | <b>1,928,451</b> | <b>2,189,004</b>               | <b>2,189,004</b>               |

The Accounting Officer for this Head is the DIRECTOR



| ITEM NO.                   | TITLE OF ITEM                                    | PROVISIONAL ACTUAL EXPENDITURE | EXPENDITURE (PROVISIONAL) JUL - MAR | REVISED APPROVED ESTIMATES | ESTIMATES         | PRELIMINARY FORECAST ESTIMATES | PRELIMINARY FORECAST ESTIMATES |
|----------------------------|--|--------------------------------|-------------------------------------|----------------------------|-------------------|--------------------------------|--------------------------------|
|                            |  | 2018/2019                      | 2019/2020                           | 2019/2020                  | 2020/2021         | 2021/2022                      | 2022/2023                      |
|                            |  | \$                             | \$                                  | \$                         | \$                | \$                             | \$                             |
| <b>PERSONAL EMOLUMENTS</b> |  |                                |                                     |                            |                   |                                |                                |
| <b>21110EE</b>             | <b>Wages &amp; Salaries (In Cash)</b>            |                                |                                     |                            |                   |                                |                                |
| 2111101                    | Salary-Permanent/Pensionable                     | 6,064,689                      | 3,410,390                           | 4,300,000                  | 4,880,950         | 5,559,050                      | 5,559,050                      |
| 2111102                    | Salary-Contract Workers                          | 57,852                         | 1,031,763                           | 2,500,000                  | 2,500,000         | 2,600,000                      | 2,600,000                      |
| 2111103                    | Global Provision - New Appts - Monthly Employees | 0                              | 0                                   | 1,600,000                  | 0                 | 1,600,000                      | 1,600,000                      |
| 2111201                    | Regular Weekly Wages                             | 9,125                          | 0                                   | 0                          | 0                 | 0                              | 0                              |
| 2111202                    | Global Summer Employment                         | 2,592,801                      | 2,609,788                           | 3,081,719                  | 3,100,000         | 3,200,900                      | 3,300,600                      |
|                            | <b>Wages &amp; Salaries (In Cash)</b>            | <b>8,724,467</b>               | <b>7,051,941</b>                    | <b>11,481,719</b>          | <b>10,480,950</b> | <b>12,959,950</b>              | <b>13,059,650</b>              |
| <b>21120EE</b>             | <b>Allowances</b>                                |                                |                                     |                            |                   |                                |                                |
| 2112101                    | Honoraria  | 165,670                        | 44,210                              | 225,000                    | 225,000           | 225,000                        | 225,000                        |
| 2112102                    | Overtime - Monthly Employees (General)           | 76,286                         | 43,377                              | 50,000                     | 50,000            | 55,000                         | 50,000                         |
| 2112103                    | Housing Allowance                                | 99,738                         | 58,163                              | 120,000                    | 120,000           | 120,000                        | 120,000                        |
| 2112104                    | Scarcity Allowance                               | 0                              | 24,146                              | 30,000                     | 30,000            | 30,000                         | 30,000                         |
| 2112105                    | Risk & Hazard Allowance                          | 0                              | 15,074                              | 20,000                     | 18,000            | 20,000                         | 20,000                         |
| 2112112                    | Transport & Mileage Allowance                    | 51,954                         | 32,750                              | 45,000                     | 45,000            | 45,000                         | 45,000                         |
| 2112114                    | Duty Allowance                                   | 34,300                         | 25,550                              | 38,000                     | 38,000            | 38,000                         | 38,000                         |
| 2112115                    | Responsibility Allowance                         | 66,731                         | 67,266                              | 100,000                    | 100,000           | 100,000                        | 100,000                        |
| 2112116                    | Acting Allowance                                 | 12,011                         | 29,563                              | 50,000                     | 40,000            | 35,000                         | 35,000                         |
|                            | <b>Allowances</b>                                | <b>506,690</b>                 | <b>340,099</b>                      | <b>678,000</b>             | <b>666,000</b>    | <b>668,000</b>                 | <b>663,000</b>                 |
|                            | <b>Personal Emoluments</b>                       | <b>9,231,157</b>               | <b>7,392,040</b>                    | <b>12,159,719</b>          | <b>11,146,950</b> | <b>13,627,950</b>              | <b>13,722,650</b>              |
| <b>22000EE</b>             | <b>Use of Goods &amp; Services</b>               |                                |                                     |                            |                   |                                |                                |
| <b>22111EE</b>             | <b>Domestic Travel &amp; Subsistence</b>         |                                |                                     |                            |                   |                                |                                |
| 2211101                    | Air Transport of Persons Within The Bahamas      | 22,763                         | 10,838                              | 81,225                     | 35,800            | 84,000                         | 86,300                         |
| 2211103                    | Mileage Within The Bahamas                       | 0                              | 0                                   | 950                        | 440               | 1,000                          | 1,000                          |
| 2211110                    | Subsistence for Travellers Within The Bahamas    | 34,911                         | 5,246                               | 76,190                     | 41,340            | 80,300                         | 82,000                         |
| 2211114                    | Incidental Travel Expenses Within The Bahamas    | 0                              | 0                                   | 1,140                      | 572               | 1,280                          | 1,350                          |
|                            | <b>Domestic Travel &amp; Subsistence</b>         | <b>57,674</b>                  | <b>16,084</b>                       | <b>159,505</b>             | <b>78,152</b>     | <b>166,580</b>                 | <b>170,650</b>                 |
| <b>22112EE</b>             | <b>International Travel &amp; Subsistence</b>    |                                |                                     |                            |                   |                                |                                |
| 2211201                    | Air Transport of Persons Outside The Bahamas     | 329,377                        | 123,962                             | 358,150                    | 40,245            | 402,500                        | 407,800                        |
| 2211203                    | Mileage (International)                          | 0                              | 0                                   | 950                        | 135               | 1,000                          | 1,000                          |
| 2211210                    | Subsistence for Travellers Outside The Bahamas   | 202,503                        | 113,172                             | 280,440                    | 31,590            | 313,600                        | 339,000                        |
|                            | <b>International Travel &amp; Subsistence</b>    | <b>531,880</b>                 | <b>237,134</b>                      | <b>639,540</b>             | <b>71,970</b>     | <b>717,100</b>                 | <b>747,800</b>                 |
| <b>22210EE</b>             | <b>Rent</b>                                      |                                |                                     |                            |                   |                                |                                |
| 2221101                    | Rent - Living Accommodation (General)            | 194,452                        | 0                                   | 0                          | 0                 | 0                              | 0                              |
| 2221102                    | Rent - Office                                    | 1,170,000                      | 1,233,074                           | 250,000                    | 220,000           | 220,000                        | 220,000                        |
| 2221103                    | Lease Agreement - NIB                            | 8,626,996                      | 0                                   | 0                          | 0                 | 0                              | 0                              |
| 2221201                    | Lease of Vehicles                                | 3,978,911                      | 3,367,300                           | 5,000,000                  | 5,000,000         | 5,000,000                      | 5,000,000                      |
|                            | <b>Rent</b>                                      | <b>13,970,359</b>              | <b>4,600,374</b>                    | <b>5,250,000</b>           | <b>5,220,000</b>  | <b>5,220,000</b>               | <b>5,220,000</b>               |



| ITEM NO.       | TITLE OF ITEM   | PROVISIONAL ACTUAL EXPENDITURE | EXPENDITURE (PROVISIONAL) JUL - MAR | REVISED APPROVED ESTIMATES | ESTIMATES         | PRELIMINARY FORECAST ESTIMATES | PRELIMINARY FORECAST ESTIMATES |
|----------------|---|--------------------------------|-------------------------------------|----------------------------|-------------------|--------------------------------|--------------------------------|
|                |   | 2018/2019                      | 2019/2020                           | 2019/2020                  | 2020/2021         | 2021/2022                      | 2022/2023                      |
|                |   | \$                             | \$                                  | \$                         | \$                | \$                             | \$                             |
| <b>22310EE</b> | <b>Utilities &amp; Communication</b>                  |                                |                                     |                            |                   |                                |                                |
| 2231101        | Telephone - Landline                                  | 15,742,345                     | 12,131,903                          | 17,100,000                 | 0                 | 0                              | 0                              |
| 2231201        | Electricity   | 34,479,759                     | 11,603,211                          | 34,200,000                 | 27,200,000        | 27,200,000                     | 27,200,000                     |
| 2231301        | Water Supply  | 0                              | 6,887,499                           | 6,887,500                  | 7,000,000         | 7,300,000                      | 7,400,500                      |
|                | <b>Utilities &amp; Communication</b>                  | <b>50,222,104</b>              | <b>30,622,613</b>                   | <b>58,187,500</b>          | <b>34,200,000</b> | <b>34,500,000</b>              | <b>34,600,500</b>              |
| <b>22410EE</b> | <b>Supplies &amp; Materials</b>                       |                                |                                     |                            |                   |                                |                                |
| 2241101        | Gasoline  | -950                           | 0                                   | 0                          | 0                 | 0                              | 0                              |
| 2241102        | Aviation Fuel   | 75,924                         | 0                                   | 0                          | 0                 | 0                              | 0                              |
| 2241103        | Propane Gas   | 5,092                          | 0                                   | 0                          | 0                 | 0                              | 0                              |
| 2241106        | Diesel  | -100                           | 0                                   | 0                          | 0                 | 0                              | 0                              |
| 2241201        | Office Supplies & Stationery                          | 29,559                         | 17,365                              | 48,450                     | 45,250            | 59,400                         | 62,300                         |
| 2241205        | Food, Ice & Drinking Water                            | 29,413                         | 13,785                              | 33,725                     | 32,000            | 40,600                         | 41,100                         |
| 2241206        | Publications  | 4,083                          | 4,217                               | 5,700                      | 4,560             | 4,560                          | 4,560                          |
| 2241211        | Cleaning & Toilet Supplies                            | 6,243                          | 7,945                               | 16,150                     | 15,000            | 16,600                         | 16,700                         |
| 2241212        | Computer Software Supplies & Materials                | 0                              | 0                                   | 4,750                      | 3,750             | 4,900                          | 5,000                          |
| 2241213        | Clothing & Clothing Supplies                          | 0                              | 0                                   | 0                          | 1,500             | 1,500                          | 1,500                          |
| 2241239        | Contingencies - Various Depts Other Charges           | 24,238,040                     | 15,088,782                          | 7,222,500                  | 6,779,758         | 13,240,279                     | 14,500,279                     |
| 2241299        | Other Supplies & Materials                            | 1,383                          | 2,877                               | 4,750                      | 2,500             | 5,800                          | 6,000                          |
|                | <b>Supplies &amp; Materials</b>                       | <b>24,388,687</b>              | <b>15,134,971</b>                   | <b>7,336,025</b>           | <b>6,884,318</b>  | <b>13,373,639</b>              | <b>14,637,439</b>              |
| <b>22510EE</b> | <b>Services</b>                                       |                                |                                     |                            |                   |                                |                                |
| 2251101        | Printing & Duplication Service                        | 29,808                         | 31,844                              | 43,130                     | 41,070            | 49,600                         | 51,000                         |
| 2251102        | Advertising & Public Notices                          | 16,023                         | 4,200                               | 47,500                     | 35,500            | 51,800                         | 53,500                         |
| 2251104        | Professional Services (Audit, Accounting)             | 85,850                         | 0                                   | 95,000                     | 76,000            | 76,000                         | 76,000                         |
| 2251107        | Workshops, Conferences, Seminars, Meetings & Exhibits | 148,557                        | 77,275                              | 579,500                    | 486,900           | 650,900                        | 651,200                        |
| 2251108        | Tuition, Training, In-service Awards, Subsistence     | 8,286                          | 177,235                             | 142,500                    | 220,000           | 180,600                        | 181,000                        |
| 2251109        | Licencing & Inspection of Vehicles                    | 101,175                        | 0                                   | 150,000                    | 150,000           | 150,000                        | 150,000                        |
| 2251110        | Postage, Postal Machines & Services                   | 410                            | 5,507                               | 5,700                      | 4,560             | 4,560                          | 4,560                          |
| 2251111        | Security Services Contract                            | 0                              | 278,583                             | 300,000                    | 282,000           | 282,000                        | 282,000                        |
| 2251115        | Consultancy Services                                  | 4,643,411                      | 1,416,311                           | 4,100,000                  | 4,150,000         | 4,275,000                      | 4,395,000                      |
| 2251128        | Fees & Other Charges                                  | 97,278                         | 96,284                              | 122,550                    | 103,000           | 126,050                        | 128,600                        |
| 2251129        | Staff Engagement                                      | 9,454                          | 6,658                               | 14,250                     | 7,125             | 7,125                          | 7,125                          |
| 2251203        | Freight & Express                                     | 0                              | 0                                   | 665                        | 532               | 532                            | 532                            |
| 2251302        | Building Maintenance                                  | 35                             | 3,585                               | 19,000                     | 12,800            | 19,900                         | 20,800                         |
| 2251322        | Office Furniture Upkeep                               | 0                              | 0                                   | 0                          | 20,000            | 20,000                         | 20,000                         |
| 2251337        | Operation of Facilities or Other Services             | 2,136,869                      | 2,099,945                           | 2,000,000                  | 1,507,593         | 2,007,593                      | 2,007,593                      |
|                | <b>Services</b>                                       | <b>7,277,156</b>               | <b>4,197,427</b>                    | <b>7,619,795</b>           | <b>7,097,080</b>  | <b>7,901,660</b>               | <b>8,028,910</b>               |
| <b>22610EE</b> | <b>Minor Capital Repairs</b>                          |                                |                                     |                            |                   |                                |                                |
| 2261201        | Transportation Equipment Upkeep                       | 8,113                          | 8,768                               | 28,500                     | 22,780            | 29,330                         | 29,480                         |
|                | <b>Minor Capital Repairs</b>                          | <b>8,113</b>                   | <b>8,768</b>                        | <b>28,500</b>              | <b>22,780</b>     | <b>29,330</b>                  | <b>29,480</b>                  |
| <b>22710EE</b> | <b>Operational Expenses</b>                           |                                |                                     |                            |                   |                                |                                |
| 2271001        | Operational Expenses                                  | 64,528                         | 0                                   | 0                          | 0                 | 0                              | 0                              |
| 2271017        | Public Procurement Department                         | 0                              | 0                                   | 285,000                    | 285,000           | 300,000                        | 300,000                        |





| ITEM NO.       | TITLE OF ITEM   | PROVISIONAL ACTUAL EXPENDITURE | EXPENDITURE (PROVISIONAL) JUL - MAR | REVISED APPROVED ESTIMATES | ESTIMATES          | PRELIMINARY FORECAST ESTIMATES | PRELIMINARY FORECAST ESTIMATES |
|----------------|---|--------------------------------|-------------------------------------|----------------------------|--------------------|--------------------------------|--------------------------------|
|                |   | 2018/2019                      | 2019/2020                           | 2019/2020                  | 2020/2021          | 2021/2022                      | 2022/2023                      |
|                |   | \$                             | \$                                  | \$                         | \$                 | \$                             | \$                             |
|                | <b>Operational Expenses</b>                                 | <b>64,528</b>                  | <b>0</b>                            | <b>285,000</b>             | <b>285,000</b>     | <b>300,000</b>                 | <b>300,000</b>                 |
| <b>22810EE</b> | <b>Special Financial Transactions</b>                       |                                |                                     |                            |                    |                                |                                |
| 2281104        | Tax Reform  | 1,453,406                      | 5,058,209                           | 2,750,000                  | 5,400,000          | 4,550,000                      | 4,500,000                      |
| 2281105        | VAT Expenses  | 119                            | 0                                   | 950                        | 950                | 1,025                          | 1,025                          |
| 2281148        | IDB Country Programme                                       | 707,853                        | 514,368                             | 950,000                    | 950,000            | 1,000,000                      | 1,000,000                      |
| 2281162        | International Conferences                                   | 0                              | 0                                   | 190,000                    | 50,000             | 200,000                        | 200,000                        |
| 2281195        | Skills Enhancement  | 0                              | 0                                   | 30,000,000                 | 0                  | 0                              | 0                              |
| 2282101        | Cruise Line Operators Arrears                               | 0                              | 4,000,000                           | 12,449,421                 | 0                  | 0                              | 0                              |
| 2282103        | Other Utilities Arrears Action (W&S/ BTC)                   | 15,532,286                     | 0                                   | 0                          | 0                  | 0                              | 0                              |
| 2282104        | Rent Arrears (NIB)  | 0                              | 13,596,169                          | 18,013,852                 | 18,013,852         | 18,013,852                     | 18,048,852                     |
| 2282106        | Outstanding Commitments - Various Ministries and Department | 55,808,739                     | 4,837,694                           | 7,000,000                  | 3,480,000          | 5,000,000                      | 5,000,000                      |
| 2282107        | Settlement for Contingent Liability for Bank of The Bahamas | 13,671,978                     | 0                                   | 0                          | 0                  | 0                              | 0                              |
| 2282108        | National Drug Plan Arrears                                  | 0                              | 15,378,271                          | 16,400,000                 | 17,000,000         | 17,100,000                     | 17,200,000                     |
| 2282109        | Settlement for Contingent Liability-ELA-GGAELS Programme    | 0                              | 0                                   | 6,000,000                  | 0                  | 0                              | 0                              |
| 2282112        | BTC Pension Contingent Liability                            | 0                              | 3,000,000                           | 3,000,000                  | 23,000,000         | 20,000,000                     | 20,000,000                     |
|                | <b>Special Financial Transactions</b>                       | <b>87,174,381</b>              | <b>46,384,711</b>                   | <b>96,754,223</b>          | <b>67,894,802</b>  | <b>65,864,877</b>              | <b>65,949,877</b>              |
| <b>22930EE</b> | <b>Tourism Related</b>                                      |                                |                                     |                            |                    |                                |                                |
| 2293001        | Operation - Ministry of Tourism                             | 7,009,500                      | 6,601,821                           | 10,000,000                 | 8,388,000          | 4,800,000                      | 3,800,000                      |
|                | <b>Tourism Related</b>                                      | <b>7,009,500</b>               | <b>6,601,821</b>                    | <b>10,000,000</b>          | <b>8,388,000</b>   | <b>4,800,000</b>               | <b>3,800,000</b>               |
|                | <b>Use of Goods &amp; Services</b>                          | <b>190,704,382</b>             | <b>107,803,903</b>                  | <b>186,260,088</b>         | <b>130,142,102</b> | <b>132,873,186</b>             | <b>133,484,656</b>             |
| <b>25000EE</b> | <b>Subsidies</b>  |                                |                                     |                            |                    |                                |                                |
| <b>25100EE</b> | <b>Subsidies to Public Corporations</b>                     |                                |                                     |                            |                    |                                |                                |
| 2511210        | National Health Insurance Authority                         | 10,000,000                     | 0                                   | 0                          | 0                  | 0                              | 0                              |
| 2511214        | NIB-Temporary Unemployment                                  | 0                              | 0                                   | 11,400,000                 | 0                  | 0                              | 0                              |
| 2511216        | NIB-Sponsored Unemployment Assistance                       | 0                              | 2,000,000                           | 0                          | 0                  | 0                              | 0                              |
|                | <b>Subsidies to Public Corporations</b>                     | <b>10,000,000</b>              | <b>2,000,000</b>                    | <b>11,400,000</b>          | <b>0</b>           | <b>0</b>                       | <b>0</b>                       |
| <b>25200EE</b> | <b>Subsidies to Private Enterprises</b>                     |                                |                                     |                            |                    |                                |                                |
| 2521005        | Cruise Line Operators                                       | 21,556,100                     | 0                                   | 0                          | 0                  | 0                              | 0                              |
| 2521007        | Equity Contribution - Bahamar                               | 4,449,155                      | 5,924,000                           | 9,000,000                  | 9,000,000          | 9,225,000                      | 9,225,000                      |
| 2521009        | Support for Small Business Development Centre               | 2,178,911                      | 2,148,174                           | 2,500,000                  | 4,500,000          | 4,500,000                      | 4,500,000                      |
|                | <b>Subsidies to Private Enterprises</b>                     | <b>28,184,166</b>              | <b>8,072,174</b>                    | <b>11,500,000</b>          | <b>13,500,000</b>  | <b>13,725,000</b>              | <b>13,725,000</b>              |
|                | <b>Subsidies</b>  | <b>38,184,166</b>              | <b>10,072,174</b>                   | <b>22,900,000</b>          | <b>13,500,000</b>  | <b>13,725,000</b>              | <b>13,725,000</b>              |
| <b>26000EE</b> | <b>Grants</b>   |                                |                                     |                            |                    |                                |                                |
| <b>26200EE</b> | <b>Grants to International Organizations</b>                |                                |                                     |                            |                    |                                |                                |
| 2621127        | OECD Non-Member Fees  | 0                              | 23,338                              | 55,000                     | 55,000             | 55,000                         | 55,000                         |
| 2621181        | Administration of Tax Info Exchange Agreement               | 0                              | 0                                   | 20,000                     | 20,000             | 20,500                         | 20,500                         |
|                | <b>Grants to International Organizations</b>                | <b>0</b>                       | <b>23,338</b>                       | <b>75,000</b>              | <b>75,000</b>      | <b>75,500</b>                  | <b>75,500</b>                  |

# [Head 021] MINISTRY OF FINANCE



| ITEM NO.       | TITLE OF ITEM  | PROVISIONAL ACTUAL EXPENDITURE | EXPENDITURE (PROVISIONAL) JUL - MAR | REVISED APPROVED ESTIMATES | ESTIMATES          | PRELIMINARY FORECAST ESTIMATES | PRELIMINARY FORECAST ESTIMATES |
|----------------|--|--------------------------------|-------------------------------------|----------------------------|--------------------|--------------------------------|--------------------------------|
|                |  | 2018/2019                      | 2019/2020                           | 2019/2020                  | 2020/2021          | 2021/2022                      | 2022/2023                      |
|                |  | \$                             | \$                                  | \$                         | \$                 | \$                             | \$                             |
|                | <b>Grants</b>  | <b>0</b>                       | <b>23,338</b>                       | <b>75,000</b>              | <b>75,000</b>      | <b>75,500</b>                  | <b>75,500</b>                  |
| <b>27000EE</b> | <b>Social Benefits</b>   |                                |                                     |                            |                    |                                |                                |
| <b>27200EE</b> | <b>Social Assistance Benefits</b>                                  |                                |                                     |                            |                    |                                |                                |
| 2721112        | National Drug Plan   | 17,531,633                     | 4,916,667                           | 17,400,000                 | 18,300,000         | 19,200,000                     | 19,200,000                     |
| 2721907        | Special Economic Assistance Measures                               | 0                              | 0                                   | 0                          | 68,800,000         | 0                              | 0                              |
| 2722128        | Mortgage Relief Programme  | 139,000                        | 0                                   | 0                          | 0                  | 0                              | 0                              |
|                | <b>Social Assistance Benefits</b>                                  | <b>17,670,633</b>              | <b>4,916,667</b>                    | <b>17,400,000</b>          | <b>87,100,000</b>  | <b>19,200,000</b>              | <b>19,200,000</b>              |
|                | <b>Social Benefits</b>   | <b>17,670,633</b>              | <b>4,916,667</b>                    | <b>17,400,000</b>          | <b>87,100,000</b>  | <b>19,200,000</b>              | <b>19,200,000</b>              |
| <b>28000EE</b> | <b>Other Payments</b>  |                                |                                     |                            |                    |                                |                                |
| <b>28200EE</b> | <b>Transfers N.E.C.</b>  |                                |                                     |                            |                    |                                |                                |
| 2821110        | Clico Obligations  | 12,510,903                     | 8,010,749                           | 12,403,290                 | 7,400,000          | 7,400,000                      | 7,400,000                      |
| 2821116        | Sundry Constituency Projects                                       | 3,900,000                      | 0                                   | 0                          | 3,900,000          | 3,900,000                      | 3,900,000                      |
| 2821402        | Provisions for Resolve Interest Payment - Bank of The Bahamas Bond | 7,216,085                      | 2,934,750                           | 5,870,000                  | 2,870,000          | 5,870,000                      | 2,935,000                      |
| 2821504        | Compliance Commission  | 430,000                        | 0                                   | 0                          | 0                  | 0                              | 0                              |
| 2821507        | Central Bank of The Bahamas  | 1,850,000                      | 0                                   | 0                          | 0                  | 0                              | 0                              |
| 2821512        | Bahamas Development Bank   | 1,985,103                      | 1,337,327                           | 2,850,000                  | 2,850,000          | 3,075,000                      | 3,075,000                      |
| 2821542        | Securities Commission  | 2,000,000                      | 0                                   | 0                          | 0                  | 0                              | 0                              |
| 2821615        | Financial Intelligence Unit (FIU)                                  | 1,172,000                      | 0                                   | 0                          | 0                  | 0                              | 0                              |
| 2821619        | Lucayan Renewal Holdings   | 0                              | 0                                   | 16,100,000                 | 0                  | 0                              | 0                              |
|                | <b>Transfers N.E.C.</b>  | <b>31,064,091</b>              | <b>12,282,826</b>                   | <b>37,223,290</b>          | <b>17,020,000</b>  | <b>20,245,000</b>              | <b>17,310,000</b>              |
| <b>28300EE</b> | <b>Premiums, Fees &amp; Claims</b>                                 |                                |                                     |                            |                    |                                |                                |
| 2831102        | Ins Prem-Airprt,Aircrft&Carrier                                    | 0                              | 45,695                              | 90,000                     | 90,000             | 90,000                         | 90,000                         |
| 2831103        | Insurance Premiums - Equipment                                     | 0                              | 729,670                             | 200,000                    | 200,000            | 200,000                        | 200,000                        |
| 2831104        | Caribbean Catastrophe Risk Insurance Facility                      | 3,066,380                      | 0                                   | 3,200,000                  | 3,200,000          | 3,200,000                      | 3,200,000                      |
| 2831106        | Ins Premiums-Port/Docks/Vessel                                     | 0                              | 20,113                              | 235,000                    | 235,000            | 235,000                        | 235,000                        |
| 2831107        | Insurance Premiums - Vehicles                                      | 1,101,594                      | 255,205                             | 850,000                    | 850,000            | 850,000                        | 850,000                        |
|                | <b>Premiums, Fees &amp; Claims</b>                                 | <b>4,167,974</b>               | <b>1,050,683</b>                    | <b>4,575,000</b>           | <b>4,575,000</b>   | <b>4,575,000</b>               | <b>4,575,000</b>               |
|                | <b>OTHER CHARGES</b>   | <b>35,232,065</b>              | <b>13,333,509</b>                   | <b>41,798,290</b>          | <b>21,595,000</b>  | <b>24,820,000</b>              | <b>21,885,000</b>              |
|                | <b>MINISTRY OF FINANCE TOTAL EXPENSES</b>                          | <b>291,022,403</b>             | <b>143,541,631</b>                  | <b>280,593,097</b>         | <b>263,559,052</b> | <b>204,321,636</b>             | <b>202,092,806</b>             |

The Accounting Officer for this Head is the FINANCIAL SECRETARY

# [Head 022] TREASURY DEPARTMENT



| ITEM NO.                   | TITLE OF ITEM                                    | PROVISIONAL ACTUAL EXPENDITURE | EXPENDITURE (PROVISIONAL) | REVISED APPROVED ESTIMATES | ESTIMATES         | PRELIMINARY FORECAST ESTIMATES | PRELIMINARY FORECAST ESTIMATES |
|----------------------------|--|--------------------------------|---------------------------|----------------------------|-------------------|--------------------------------|--------------------------------|
|                            |  | 2018/2019                      | JUL - MAR 2019/2020       | 2019/2020                  | 2020/2021         | 2021/2022                      | 2022/2023                      |
|                            |  | \$                             | \$                        | \$                         | \$                | \$                             | \$                             |
| <b>PERSONAL EMOLUMENTS</b> |  |                                |                           |                            |                   |                                |                                |
| <b>21110EE</b>             | <b>Wages &amp; Salaries (In Cash)</b>            |                                |                           |                            |                   |                                |                                |
| 2111101                    | Salary-Permanent/Pensionable                     | 7,782,502                      | 9,057,759                 | 10,889,568                 | 10,735,568        | 11,500,000                     | 11,500,000                     |
| 2111102                    | Salary-Contract Workers                          | 35,824                         | 3,771                     | 439,200                    | 679,200           | 725,000                        | 800,000                        |
| 2111104                    | Salary Adjustments                               | -1,400                         | 0                         | 0                          | 0                 | 0                              | 0                              |
|                            | <b>Wages &amp; Salaries (In Cash)</b>            | <b>7,816,926</b>               | <b>9,061,530</b>          | <b>11,328,768</b>          | <b>11,414,768</b> | <b>12,225,000</b>              | <b>12,300,000</b>              |
| <b>21120EE</b>             | <b>Allowances</b>                                |                                |                           |                            |                   |                                |                                |
| 2112102                    | Overtime - Monthly Employees (General)           | 89,661                         | 11,232                    | 25,000                     | 25,000            | 65,000                         | 65,000                         |
| 2112103                    | Housing Allowance                                | 0                              | 6,000                     | 22,000                     | 22,000            | 22,550                         | 22,550                         |
| 2112105                    | Risk & Hazard Allowance                          | 10,987                         | 6,400                     | 12,800                     | 12,800            | 13,120                         | 13,120                         |
| 2112112                    | Transport & Mileage Allowance                    | 174,071                        | 50,000                    | 282,000                    | 282,000           | 282,000                        | 282,000                        |
| 2112115                    | Responsibility Allowance                         | 30,750                         | 12,042                    | 70,000                     | 70,000            | 70,000                         | 70,000                         |
| 2112116                    | Acting Allowance                                 | 2,108                          | 475                       | 5,000                      | 5,000             | 5,125                          | 5,125                          |
| 2112134                    | Special Allowances                               | 0                              | 4,998,800                 | 5,000,000                  | 0                 | 0                              | 0                              |
| 2112135                    | Emergency Funds                                  | 0                              | 0                         | 10,000                     | 0                 | 0                              | 0                              |
|                            | <b>Allowances</b>                                | <b>307,577</b>                 | <b>5,084,949</b>          | <b>5,426,800</b>           | <b>416,800</b>    | <b>457,795</b>                 | <b>457,795</b>                 |
| <b>21200EE</b>             | <b>Employer's Social Contribution</b>            |                                |                           |                            |                   |                                |                                |
| 2121101                    | National Insurance Contributions (Monthly Staff) | 29,672,829                     | 19,033,527                | 31,898,690                 | 31,898,690        | 34,746,157                     | 35,769,133                     |
| 2121102                    | National Insurance Contributions (Weekly Staff)  | 1,427,926                      | 1,273,915                 | 1,513,094                  | 1,513,094         | 1,550,921                      | 2,050,921                      |
|                            | <b>Employer's Social Contribution</b>            | <b>31,100,755</b>              | <b>20,307,442</b>         | <b>33,411,784</b>          | <b>33,411,784</b> | <b>36,297,078</b>              | <b>37,820,054</b>              |
|                            | <b>Personal Emoluments</b>                       | <b>39,225,258</b>              | <b>34,453,921</b>         | <b>50,167,352</b>          | <b>45,243,352</b> | <b>48,979,873</b>              | <b>50,577,849</b>              |
| <b>22000EE</b>             | <b>Use of Goods &amp; Services</b>               |                                |                           |                            |                   |                                |                                |
| <b>22111EE</b>             | <b>Domestic Travel &amp; Subsistence</b>         |                                |                           |                            |                   |                                |                                |
| 2211101                    | Air Transport of Persons Within The Bahamas      | 7,475                          | 10,490                    | 27,088                     | 12,920            | 17,425                         | 17,425                         |
| 2211110                    | Subsistence for Travellers Within The Bahamas    | 11,131                         | 6,640                     | 28,604                     | 13,480            | 16,850                         | 16,850                         |
|                            | <b>Domestic Travel &amp; Subsistence</b>         | <b>18,606</b>                  | <b>17,130</b>             | <b>55,692</b>              | <b>26,400</b>     | <b>34,275</b>                  | <b>34,275</b>                  |
| <b>22112EE</b>             | <b>International Travel &amp; Subsistence</b>    |                                |                           |                            |                   |                                |                                |
| 2211201                    | Air Transport of Persons Outside The Bahamas     | 3,444                          | 0                         | 3,800                      | 1,140             | 25,000                         | 30,000                         |
| 2211210                    | Subsistence for Travellers Outside The Bahamas   | 4,615                          | 0                         | 35,834                     | 6,000             | 20,000                         | 20,000                         |
|                            | <b>International Travel &amp; Subsistence</b>    | <b>8,059</b>                   | <b>0</b>                  | <b>39,634</b>              | <b>7,140</b>      | <b>45,000</b>                  | <b>50,000</b>                  |
| <b>22210EE</b>             | <b>Rent</b>                                      |                                |                           |                            |                   |                                |                                |
| 2221102                    | Rent - Office                                    | 40,128                         | 31,312                    | 45,600                     | 45,600            | 46,740                         | 46,740                         |
|                            | <b>Rent</b>                                      | <b>40,128</b>                  | <b>31,312</b>             | <b>45,600</b>              | <b>45,600</b>     | <b>46,740</b>                  | <b>46,740</b>                  |
| <b>22310EE</b>             | <b>Utilities &amp; Communication</b>             |                                |                           |                            |                   |                                |                                |
| 2231303                    | Sewerage   | 3,452                          | 0                         | 4,275                      | 4,275             | 4,613                          | 4,613                          |

# [Head 022] TREASURY DEPARTMENT



| ITEM NO.       | TITLE OF ITEM   | PROVISIONAL ACTUAL EXPENDITURE | EXPENDITURE (PROVISIONAL) | REVISED APPROVED ESTIMATES | ESTIMATES         | PRELIMINARY FORECAST ESTIMATES | PRELIMINARY FORECAST ESTIMATES |
|----------------|---|--------------------------------|---------------------------|----------------------------|-------------------|--------------------------------|--------------------------------|
|                |   | 2018/2019                      | JUL - MAR 2019/2020       | 2019/2020                  | 2020/2021         | 2021/2022                      | 2022/2023                      |
|                |   | \$                             | \$                        | \$                         | \$                | \$                             | \$                             |
|                | <b>Utilities &amp; Communication</b>                  | <b>3,452</b>                   | <b>0</b>                  | <b>4,275</b>               | <b>4,275</b>      | <b>4,613</b>                   | <b>4,613</b>                   |
| <b>22410EE</b> | <b>Supplies &amp; Materials</b>                       |                                |                           |                            |                   |                                |                                |
| 2241201        | Office Supplies & Stationery                          | 39,000                         | 14,814                    | 49,400                     | 30,000            | 30,000                         | 30,000                         |
| 2241205        | Food, Ice & Drinking Water                            | 12,018                         | 5,154                     | 9,880                      | 10,880            | 16,660                         | 16,660                         |
| 2241206        | Publications  | 1,209                          | 529                       | 2,280                      | 1,824             | 1,824                          | 1,824                          |
| 2241211        | Cleaning & Toilet Supplies                            | 14,817                         | 8,348                     | 15,200                     | 15,200            | 20,400                         | 20,400                         |
| 2241212        | Computer Software Supplies & Materials                | 0                              | 0                         | 1,520                      | 1,216             | 1,216                          | 1,216                          |
| 2241213        | Clothing & Clothing Supplies                          | 0                              | 1,547                     | 3,473                      | 2,500             | 2,500                          | 2,500                          |
| 2241299        | Other Supplies & Materials                            | 1,385                          | 554                       | 1,900                      | 1,520             | 1,520                          | 1,520                          |
|                | <b>Supplies &amp; Materials</b>                       | <b>68,429</b>                  | <b>30,946</b>             | <b>83,653</b>              | <b>63,140</b>     | <b>74,120</b>                  | <b>74,120</b>                  |
| <b>22510EE</b> | <b>Services</b>                                       |                                |                           |                            |                   |                                |                                |
| 2251101        | Printing & Duplication Service                        | 64,056                         | 72,363                    | 114,777                    | 114,000           | 114,000                        | 114,000                        |
| 2251102        | Advertising & Public Notices                          | 26,896                         | 17,664                    | 38,000                     | 30,400            | 30,400                         | 30,400                         |
| 2251107        | Workshops, Conferences, Seminars, Meetings & Exhibits | 3,313                          | 1,648                     | 2,850                      | 2,280             | 2,280                          | 2,280                          |
| 2251108        | Tuition, Training, In-service Awards, Subsistence     | 3,840                          | 1,011                     | 45,933                     | 36,746            | 36,746                         | 36,746                         |
| 2251109        | Licencing & Inspection of Vehicles                    | 1,950                          | 0                         | 2,500                      | 2,000             | 2,000                          | 2,000                          |
| 2251121        | Bank Service Charges                                  | 977,263                        | 798,017                   | 893,342                    | 893,342           | 1,320,000                      | 1,320,000                      |
| 2251122        | Credit Card Service Charges                           | 3,548,360                      | 2,970,838                 | 3,254,110                  | 3,254,110         | 4,470,000                      | 4,470,000                      |
| 2251128        | Fees & Other Charges                                  | 83,682                         | 10,236                    | 210,108                    | 163,286           | 163,286                        | 163,286                        |
| 2251129        | Staff Engagement                                      | 5,047                          | 6,297                     | 7,790                      | 3,895             | 3,895                          | 3,895                          |
| 2251199        | Other Services  | 11,795                         | 1,465                     | 14,725                     | 14,725            | 15,888                         | 15,888                         |
| 2251303        | Equipment Maintenance                                 | 3,867                          | 0                         | 9,500                      | 7,600             | 7,600                          | 7,600                          |
| 2251306        | Computers, Business Machines & Related Equipment      | 3,193                          | 3,840                     | 37,976                     | 30,381            | 30,381                         | 30,381                         |
| 2251322        | Office Furniture Upkeep                               | 15,051                         | 2,756                     | 47,500                     | 38,000            | 38,000                         | 38,000                         |
| 2251327        | Warehouse & Storage Facilities Upkeep                 | 0                              | 0                         | 3,800                      | 3,040             | 3,040                          | 3,040                          |
| 2251337        | Operation of Facilities or Other Services             | 423,592                        | 265,937                   | 676,780                    | 400,000           | 400,000                        | 400,000                        |
| 2251399        | Other Contractual Services                            | 0                              | 479                       | 1,235                      | 1,235             | 1,333                          | 1,333                          |
|                | <b>Services</b>                                       | <b>5,171,905</b>               | <b>4,152,551</b>          | <b>5,360,926</b>           | <b>4,995,040</b>  | <b>6,638,849</b>               | <b>6,638,849</b>               |
| <b>22610EE</b> | <b>Minor Capital Repairs</b>                          |                                |                           |                            |                   |                                |                                |
| 2261201        | Transportation Equipment Upkeep                       | 15,636                         | 5,793                     | 14,464                     | 11,571            | 11,571                         | 11,571                         |
|                | <b>Minor Capital Repairs</b>                          | <b>15,636</b>                  | <b>5,793</b>              | <b>14,464</b>              | <b>11,571</b>     | <b>11,571</b>                  | <b>11,571</b>                  |
| <b>22810EE</b> | <b>Special Financial Transactions</b>                 |                                |                           |                            |                   |                                |                                |
| 2281105        | VAT Expenses  | 18,355,542                     | 15,164,535                | 5,000,000                  | 5,000,000         | 19,000,000                     | 19,000,000                     |
| 2281192        | Guarantee Bond - Public Officers                      | 0                              | 0                         | 475                        | 475               | 475                            | 475                            |
|                | <b>Special Financial Transactions</b>                 | <b>18,355,542</b>              | <b>15,164,535</b>         | <b>5,000,475</b>           | <b>5,000,475</b>  | <b>19,000,475</b>              | <b>19,000,475</b>              |
| <b>22920EE</b> | <b>Finance Charges (Hedging/Charges)</b>              |                                |                           |                            |                   |                                |                                |
| 2292011        | Hedging Gain/Losses                                   | 0                              | 6,360,507                 | 35,560,730                 | 19,000,000        | 25,000,000                     | 27,000,000                     |
| 2292012        | Fees & Charges on Debt Transactions                   | 0                              | 2,829,094                 | 10,000,000                 | 6,000,000         | 6,000,000                      | 7,000,000                      |
|                | <b>Finance Charges (Hedging/Charges)</b>              | <b>0</b>                       | <b>9,189,601</b>          | <b>45,560,730</b>          | <b>25,000,000</b> | <b>31,000,000</b>              | <b>34,000,000</b>              |

# [Head 022] TREASURY DEPARTMENT



| ITEM NO.       | TITLE OF ITEM                               | PROVISIONAL ACTUAL EXPENDITURE | EXPENDITURE (PROVISIONAL) JUL - MAR | REVISED APPROVED ESTIMATES | ESTIMATES         | PRELIMINARY FORECAST ESTIMATES | PRELIMINARY FORECAST ESTIMATES |
|----------------|---|--------------------------------|-------------------------------------|----------------------------|-------------------|--------------------------------|--------------------------------|
|                |   | 2018/2019                      | 2019/2020                           | 2019/2020                  | 2020/2021         | 2021/2022                      | 2022/2023                      |
|                |   | \$                             | \$                                  | \$                         | \$                | \$                             | \$                             |
|                | <b>Use of Goods &amp; Services</b>          | <b>23,681,757</b>              | <b>28,591,868</b>                   | <b>56,165,449</b>          | <b>35,153,641</b> | <b>56,855,643</b>              | <b>59,860,643</b>              |
|                | <b>OTHER CHARGES</b>                        |                                |                                     |                            |                   |                                |                                |
| <b>27000EE</b> | <b>Social Benefits</b>                      |                                |                                     |                            |                   |                                |                                |
| <b>27300EE</b> | <b>Pensions &amp; Gratuities</b>            |                                |                                     |                            |                   |                                |                                |
| 2731102        | Parliamentary Pensions                      | 1,874,252                      | 1,430,067                           | 2,042,323                  | 2,042,323         | 2,093,381                      | 2,116,545                      |
| 2731103        | War Veterans & Widows Pensions              | 56,469                         | 3,845                               | 14,600                     | 14,600            | 14,600                         | 14,600                         |
| 2731104        | Widows & Orphans Pensions                   | 63,688                         | 100,188                             | 135,575                    | 135,575           | 138,785                        | 138,785                        |
| 2731105        | Pensions - Ex-Service Men (Br. Legion Fund) | 0                              | 50,000                              | 50,000                     | 50,000            | 50,000                         | 50,000                         |
| 2731202        | Parliamentary Officials Gratuities          | 105,750                        | 3,116                               | 600,000                    | 150,000           | 150,000                        | 150,000                        |
|                | <b>Pensions &amp; Gratuities</b>            | <b>2,100,159</b>               | <b>1,587,216</b>                    | <b>2,842,498</b>           | <b>2,392,498</b>  | <b>2,446,766</b>               | <b>2,469,930</b>               |
|                | <b>Social Benefits</b>                      | <b>2,100,159</b>               | <b>1,587,216</b>                    | <b>2,842,498</b>           | <b>2,392,498</b>  | <b>2,446,766</b>               | <b>2,469,930</b>               |
|                | <b>TREASURY DEPARTMENT TOTAL EXPENSES</b>   | <b>65,007,174</b>              | <b>64,633,005</b>                   | <b>109,175,299</b>         | <b>82,789,491</b> | <b>108,282,282</b>             | <b>112,908,422</b>             |

The Accounting Officer for this Head is the TREASURER

PUBLIC DEBT SERVICING - REDEMPTION NOT INCLUDED IN TOTAL ABOVE

Sinking Fund balances are included in Public Debt Redemption and have been moved from Head 22. As these represent investments in future financial assets, they will continue to be excluded from the calculation of the GFS deficit.

# [Head 023] CUSTOMS DEPARTMENT



| ITEM NO.                   | TITLE OF ITEM                                    | PROVISIONAL       | EXPENDITURE       | REVISED           |                   | PRELIMINARY       | PRELIMINARY       |
|----------------------------|--|-------------------|-------------------|-------------------|-------------------|-------------------|-------------------|
|                            |  | ACTUAL            | (PROVISIONAL)     | APPROVED          |                   | FORECAST          | FORECAST          |
|                            |  | EXPENDITURE       |                   | ESTIMATES         | ESTIMATES         | ESTIMATES         | ESTIMATES         |
|                            |  | JUL - MAR         |                   |                   |                   |                   |                   |
|                            |  | 2018/2019         | 2019/2020         | 2019/2020         | 2020/2021         | 2021/2022         | 2022/2023         |
|                            |  | \$                | \$                | \$                | \$                | \$                | \$                |
| <b>PERSONAL EMOLUMENTS</b> |  |                   |                   |                   |                   |                   |                   |
| <b>21110EE</b>             | <b>Wages &amp; Salaries (In Cash)</b>            |                   |                   |                   |                   |                   |                   |
| 2111101                    | Salary-Permanent/Pensionable                     | 22,458,089        | 18,566,657        | 23,281,381        | 22,961,167        | 23,124,735        | 23,159,663        |
| 2111102                    | Salary-Contract Workers                          | 29,877            | 22,247            | 50,000            | 23,005            | 23,005            | 23,005            |
| 2111103                    | Global Provision - New Appts - Monthly Employees | 0                 | 0                 | 1,080,000         | 0                 | 1,000,000         | 1,000,000         |
|                            | <b>Wages &amp; Salaries (In Cash)</b>            | <b>22,487,966</b> | <b>18,588,904</b> | <b>24,411,381</b> | <b>22,984,172</b> | <b>24,147,740</b> | <b>24,182,668</b> |
| <b>21120EE</b>             | <b>Allowances</b>                                |                   |                   |                   |                   |                   |                   |
| 2112102                    | Overtime - Monthly Employees (General)           | 5,066,866         | 3,125,137         | 3,700,348         | 2,500,000         | 3,700,700         | 3,700,900         |
| 2112104                    | Scarcity Allowance                               | 2,917             | 0                 | 5,000             | 5,000             | 5,075             | 5,125             |
| 2112111                    | Shift & On-Call Allowance                        | 1,040,644         | 602,503           | 1,072,500         | 872,500           | 1,088,600         | 1,090,750         |
| 2112115                    | Responsibility Allowance                         | 70,395            | 33,351            | 152,000           | 45,000            | 45,000            | 45,000            |
| 2112116                    | Acting Allowance                                 | 2,507             | 1,200             | 3,000             | 3,000             | 3,050             | 3,100             |
| 2112124                    | Resettlement Allowance                           | 75,139            | 15,900            | 60,000            | 30,000            | 30,000            | 30,000            |
| 2112125                    | Disturbance Allowance/Geographical               | 350,894           | 260,717           | 350,000           | 350,000           | 355,250           | 355,950           |
| 2112132                    | Uniform Allowance                                | 1,565,530         | 1,383,740         | 1,835,000         | 1,835,000         | 1,870,000         | 1,890,000         |
| 2112199                    | Other Allowances                                 | 5,904             | 260               | 10,000            | 10,000            | 10,250            | 10,500            |
|                            | <b>Allowances</b>                                | <b>8,180,796</b>  | <b>5,422,808</b>  | <b>7,187,848</b>  | <b>5,650,500</b>  | <b>7,107,925</b>  | <b>7,131,325</b>  |
|                            | <b>Personal Emoluments</b>                       | <b>30,668,762</b> | <b>24,011,712</b> | <b>31,599,229</b> | <b>28,634,672</b> | <b>31,255,665</b> | <b>31,313,993</b> |
| <b>22000EE</b>             | <b>Use of Goods &amp; Services</b>               |                   |                   |                   |                   |                   |                   |
| <b>22111EE</b>             | <b>Domestic Travel &amp; Subsistence</b>         |                   |                   |                   |                   |                   |                   |
| 2211101                    | Air Transport of Persons Within The Bahamas      | 78,449            | 41,072            | 95,000            | 64,000            | 80,000            | 80,000            |
| 2211110                    | Subsistence for Travellers Within The Bahamas    | 91,967            | 104,190           | 131,760           | 88,000            | 110,000           | 110,000           |
|                            | <b>Domestic Travel &amp; Subsistence</b>         | <b>170,416</b>    | <b>145,262</b>    | <b>226,760</b>    | <b>152,000</b>    | <b>190,000</b>    | <b>190,000</b>    |
| <b>22112EE</b>             | <b>International Travel &amp; Subsistence</b>    |                   |                   |                   |                   |                   |                   |
| 2211201                    | Air Transport of Persons Outside The Bahamas     | 9,728             | 2,600             | 11,400            | 3,420             | 11,571            | 11,594            |
| 2211210                    | Subsistence for Travellers Outside The Bahamas   | 9,730             | 15,410            | 15,413            | 2,220             | 7,511             | 7,526             |
|                            | <b>International Travel &amp; Subsistence</b>    | <b>19,458</b>     | <b>18,010</b>     | <b>26,813</b>     | <b>5,640</b>      | <b>19,082</b>     | <b>19,120</b>     |
| <b>22210EE</b>             | <b>Rent</b>                                      |                   |                   |                   |                   |                   |                   |
| 2221101                    | Rent - Living Accommodation (General)            | 1,676,364         | 1,300,294         | 1,607,000         | 1,600,000         | 1,624,000         | 1,627,200         |
| 2221102                    | Rent - Office                                    | 271,221           | 202,232           | 280,000           | 280,000           | 284,200           | 284,760           |
|                            | <b>Rent</b>                                      | <b>1,947,585</b>  | <b>1,502,526</b>  | <b>1,887,000</b>  | <b>1,880,000</b>  | <b>1,908,200</b>  | <b>1,911,960</b>  |
| <b>22410EE</b>             | <b>Supplies &amp; Materials</b>                  |                   |                   |                   |                   |                   |                   |
| 2241104                    | Oil & Lubricants                                 | 846               | 0                 | 16,000            | 4,000             | 4,200             | 4,360             |
| 2241201                    | Office Supplies & Stationery                     | 110,662           | 81,519            | 142,500           | 100,000           | 100,000           | 100,000           |
| 2241204                    | Medical & Surgical Supplies                      | 0                 | 62                | 400               | 0                 | 0                 | 0                 |
| 2241205                    | Food, Ice & Drinking Water                       | 22,607            | 16,208            | 33,250            | 33,250            | 33,250            | 33,250            |
| 2241206                    | Publications                                     | 5,926             | 3,149             | 5,700             | 4,560             | 4,560             | 4,560             |

# [Head 023] CUSTOMS DEPARTMENT



| ITEM NO.       | TITLE OF ITEM   | PROVISIONAL ACTUAL EXPENDITURE | EXPENDITURE (PROVISIONAL) | REVISED APPROVED ESTIMATES | ESTIMATES        | PRELIMINARY FORECAST ESTIMATES | PRELIMINARY FORECAST ESTIMATES |
|----------------|---|--------------------------------|---------------------------|----------------------------|------------------|--------------------------------|--------------------------------|
|                |   | 2018/2019                      | JUL - MAR 2019/2020       | 2019/2020                  | 2020/2021        | 2021/2022                      | 2022/2023                      |
|                |   | \$                             | \$                        | \$                         | \$               | \$                             | \$                             |
| 2241211        | Cleaning & Toilet Supplies                            | 23,242                         | 30,623                    | 42,142                     | 42,142           | 42,775                         | 42,800                         |
| 2241212        | Computer Software Supplies & Materials                | 1,342                          | 150                       | 3,040                      | 2,432            | 2,432                          | 2,432                          |
| 2241213        | Clothing & Clothing Supplies                          | 95,480                         | 1,382                     | 174,800                    | 87,500           | 100,000                        | 175,800                        |
| 2241214        | Food (For Animals)                                    | 2,203                          | 1,063                     | 2,560                      | 2,560            | 2,590                          | 2,600                          |
| 2241299        | Other Supplies & Materials                            | 2,033,268                      | 34,524                    | 76,000                     | 50,000           | 77,150                         | 77,300                         |
|                | <b>Supplies &amp; Materials</b>                       | <b>2,295,576</b>               | <b>168,680</b>            | <b>496,392</b>             | <b>326,444</b>   | <b>366,957</b>                 | <b>443,102</b>                 |
| <b>22510EE</b> | <b>Services</b>                                       |                                |                           |                            |                  |                                |                                |
| 2251101        | Printing & Duplication Service                        | 25,783                         | 22,677                    | 38,000                     | 38,000           | 38,000                         | 38,000                         |
| 2251102        | Advertising & Public Notices                          | 600                            | 0                         | 3,040                      | 2,432            | 2,432                          | 2,432                          |
| 2251107        | Workshops, Conferences, Seminars, Meetings & Exhibits | 6,970                          | 0                         | 9,500                      | 7,600            | 7,600                          | 7,600                          |
| 2251108        | Tuition, Training, In-service Awards, Subsistence     | 0                              | 6,055                     | 2,755                      | 2,204            | 2,204                          | 2,204                          |
| 2251109        | Licencing & Inspection of Vehicles                    | 16,008                         | 5,410                     | 28,000                     | 22,400           | 22,400                         | 22,400                         |
| 2251110        | Postage, Postal Machines & Services                   | 505                            | 336                       | 1,425                      | 1,140            | 1,140                          | 1,140                          |
| 2251111        | Security Services Contract                            | 121,334                        | 61,373                    | 160,000                    | 160,000          | 162,400                        | 162,800                        |
| 2251115        | Consultancy Services                                  | 0                              | 358,079                   | 917,000                    | 917,000          | 917,000                        | 917,000                        |
| 2251128        | Fees & Other Charges                                  | 186,457                        | 58,301                    | 199,975                    | 100,000          | 200,150                        | 200,300                        |
| 2251129        | Staff Engagement                                      | 18,911                         | 12,624                    | 25,232                     | 12,616           | 12,616                         | 12,616                         |
| 2251201        | Local Transportation of Goods                         | 2,253                          | 605                       | 4,750                      | 3,800            | 3,800                          | 3,800                          |
| 2251203        | Freight & Express                                     | 24,438                         | 16,510                    | 36,100                     | 28,880           | 28,880                         | 28,880                         |
| 2251302        | Building Maintenance                                  | 72,342                         | 54,372                    | 95,000                     | 75,000           | 95,500                         | 96,000                         |
| 2251303        | Equipment Maintenance                                 | 1,094                          | 3,050                     | 2,850                      | 2,280            | 2,280                          | 2,280                          |
| 2251306        | Computers, Business Machines & Related Equipment      | 103,382                        | 64,631                    | 99,750                     | 79,800           | 79,800                         | 79,800                         |
| 2251336        | Sanitact Maintenance Contract                         | 13,200                         | 9,593                     | 14,250                     | 15,000           | 15,250                         | 15,500                         |
| 2251339        | Janitorial Service Contracts                          | 166,818                        | 131,113                   | 166,250                    | 166,250          | 166,250                        | 166,250                        |
| 2251399        | Other Contractual Services                            | 24,924                         | 13,422                    | 29,450                     | 23,560           | 23,560                         | 23,560                         |
|                | <b>Services</b>                                       | <b>785,019</b>                 | <b>818,151</b>            | <b>1,833,327</b>           | <b>1,657,962</b> | <b>1,781,262</b>               | <b>1,782,562</b>               |
| <b>22610EE</b> | <b>Minor Capital Repairs</b>                          |                                |                           |                            |                  |                                |                                |
| 2261201        | Transportation Equipment Upkeep                       | 71,539                         | 40,794                    | 76,000                     | 50,000           | 77,150                         | 77,300                         |
| 2261203        | Maintenance & Upkeep of Sea Crafts                    | 32,865                         | 11,167                    | 76,000                     | 50,000           | 77,150                         | 77,300                         |
|                | <b>Minor Capital Repairs</b>                          | <b>104,404</b>                 | <b>51,961</b>             | <b>152,000</b>             | <b>100,000</b>   | <b>154,300</b>                 | <b>154,600</b>                 |
| <b>22810EE</b> | <b>Special Financial Transactions</b>                 |                                |                           |                            |                  |                                |                                |
| 2281105        | VAT Expenses  | 58                             | 153                       | 950                        | 950              | 950                            | 950                            |
|                | <b>Special Financial Transactions</b>                 | <b>58</b>                      | <b>153</b>                | <b>950</b>                 | <b>950</b>       | <b>950</b>                     | <b>950</b>                     |
|                | <b>Use of Goods &amp; Services</b>                    | <b>5,322,516</b>               | <b>2,704,743</b>          | <b>4,623,242</b>           | <b>4,122,996</b> | <b>4,420,751</b>               | <b>4,502,294</b>               |
| <b>24000EE</b> | <b>Interest</b>                                       |                                |                           |                            |                  |                                |                                |
| <b>26000EE</b> | <b>Grants</b>   |                                |                           |                            |                  |                                |                                |
| <b>26200EE</b> | <b>Grants to International Organizations</b>          |                                |                           |                            |                  |                                |                                |
| 2621109        | Caribbean Customs Law Enforcement Council             | 9,800                          | 9,800                     | 10,450                     | 10,450           | 11,000                         | 11,450                         |
|                | <b>Grants to International Organizations</b>          | <b>9,800</b>                   | <b>9,800</b>              | <b>10,450</b>              | <b>10,450</b>    | <b>11,000</b>                  | <b>11,450</b>                  |

# [Head 023] CUSTOMS DEPARTMENT



| ITEM NO. | TITLE OF ITEM                            | PROVISIONAL ACTUAL EXPENDITURE | EXPENDITURE (PROVISIONAL) JUL - MAR | REVISED APPROVED ESTIMATES | ESTIMATES         | PRELIMINARY FORECAST ESTIMATES | PRELIMINARY FORECAST ESTIMATES |
|----------|--|--------------------------------|-------------------------------------|----------------------------|-------------------|--------------------------------|--------------------------------|
|          |  | 2018/2019                      | 2019/2020                           | 2019/2020                  | 2020/2021         | 2021/2022                      | 2022/2023                      |
|          |  | \$                             | \$                                  | \$                         | \$                | \$                             | \$                             |
|          | Grants                                   | 9,800                          | 9,800                               | 10,450                     | 10,450            | 11,000                         | 11,450                         |
|          | <b>CUSTOMS DEPARTMENT TOTAL EXPENSES</b> | <b>36,001,078</b>              | <b>26,726,255</b>                   | <b>36,232,921</b>          | <b>32,768,118</b> | <b>35,687,416</b>              | <b>35,827,737</b>              |

The Accounting Officer for this Head is the COMPTROLLER





| ITEM NO.                   | TITLE OF ITEM   | PROVISIONAL ACTUAL EXPENDITURE | EXPENDITURE (PROVISIONAL) JUL - MAR | REVISED APPROVED ESTIMATES | ESTIMATES        | PRELIMINARY FORECAST ESTIMATES | PRELIMINARY FORECAST ESTIMATES |
|----------------------------|---|--------------------------------|-------------------------------------|----------------------------|------------------|--------------------------------|--------------------------------|
|                            |   | 2018/2019                      | 2019/2020                           | 2019/2020                  | 2020/2021        | 2021/2022                      | 2022/2023                      |
|                            |   | \$                             | \$                                  | \$                         | \$               | \$                             | \$                             |
| <b>PERSONAL EMOLUMENTS</b> |   |                                |                                     |                            |                  |                                |                                |
| <b>21110EE</b>             | <b>Wages &amp; Salaries (In Cash)</b>                 |                                |                                     |                            |                  |                                |                                |
| 2111101                    | Salary-Permanent/Pensionable                          | 2,473,360                      | 2,051,546                           | 2,733,522                  | 2,855,050        | 3,200,000                      | 3,300,500                      |
| 2111102                    | Salary-Contract Workers                               | 270                            | 0                                   | 92,000                     | 100,000          | 94,300                         | 94,300                         |
|                            | <b>Wages &amp; Salaries (In Cash)</b>                 | <b>2,473,630</b>               | <b>2,051,546</b>                    | <b>2,825,522</b>           | <b>2,955,050</b> | <b>3,294,300</b>               | <b>3,394,800</b>               |
| <b>21120EE</b>             | <b>Allowances</b>                                     |                                |                                     |                            |                  |                                |                                |
| 2112102                    | Overtime - Monthly Employees (General)                | 5,007                          | 3,215                               | 6,761                      | 7,000            | 7,500                          | 7,500                          |
| 2112114                    | Duty Allowance  | 0                              | 0                                   | 2,000                      | 2,000            | 2,050                          | 2,050                          |
| 2112115                    | Responsibility Allowance                              | 5,500                          | 4,456                               | 7,000                      | 7,000            | 7,175                          | 7,175                          |
| 2112116                    | Acting Allowance                                      | 2,900                          | 2,400                               | 4,000                      | 4,000            | 4,100                          | 4,100                          |
| 2112199                    | Other Allowances                                      | 118,073                        | 83,304                              | 260,000                    | 1,953,935        | 266,500                        | 266,500                        |
|                            | <b>Allowances</b>                                     | <b>131,480</b>                 | <b>93,375</b>                       | <b>279,761</b>             | <b>1,973,935</b> | <b>287,325</b>                 | <b>287,325</b>                 |
|                            | <b>Personal Emoluments</b>                            | <b>2,605,110</b>               | <b>2,144,921</b>                    | <b>3,105,283</b>           | <b>4,928,985</b> | <b>3,581,625</b>               | <b>3,682,125</b>               |
| <b>22000EE</b>             | <b>Use of Goods &amp; Services</b>                    |                                |                                     |                            |                  |                                |                                |
| <b>22111EE</b>             | <b>Domestic Travel &amp; Subsistence</b>              |                                |                                     |                            |                  |                                |                                |
| 2211101                    | Air Transport of Persons Within The Bahamas           | 7,141                          | 6,033                               | 116,850                    | 80,080           | 78,000                         | 78,000                         |
| 2211103                    | Mileage Within The Bahamas                            | 2,000                          | 500                                 | 7,600                      | 3,200            | 8,000                          | 8,000                          |
| 2211110                    | Subsistence for Travellers Within The Bahamas         | 13,479                         | 58,084                              | 211,850                    | 132,420          | 144,500                        | 150,900                        |
| 2211114                    | Incidental Travel Expenses Within The Bahamas         | 0                              | 2,193                               | 55,765                     | 54,550           | 2,412                          | 2,412                          |
|                            | <b>Domestic Travel &amp; Subsistence</b>              | <b>22,620</b>                  | <b>66,810</b>                       | <b>392,065</b>             | <b>270,250</b>   | <b>232,912</b>                 | <b>239,312</b>                 |
| <b>22112EE</b>             | <b>International Travel &amp; Subsistence</b>         |                                |                                     |                            |                  |                                |                                |
| 2211201                    | Air Transport of Persons Outside The Bahamas          | 7,836                          | 0                                   | 19,000                     | 2,400            | 20,500                         | 22,000                         |
| 2211210                    | Subsistence for Travellers Outside The Bahamas        | 3,530                          | 0                                   | 20,900                     | 2,400            | 22,550                         | 23,500                         |
|                            | <b>International Travel &amp; Subsistence</b>         | <b>11,366</b>                  | <b>0</b>                            | <b>39,900</b>              | <b>4,800</b>     | <b>43,050</b>                  | <b>45,500</b>                  |
| <b>22410EE</b>             | <b>Supplies &amp; Materials</b>                       |                                |                                     |                            |                  |                                |                                |
| 2241201                    | Office Supplies & Stationery                          | 6,221                          | 9,665                               | 104,313                    | 97,760           | 45,150                         | 46,750                         |
| 2241205                    | Food, Ice & Drinking Water                            | 3,511                          | 6,809                               | 56,050                     | 51,875           | 20,600                         | 21,200                         |
| 2241206                    | Publications  | 1,428                          | 963                                 | 99,940                     | 98,952           | 3,952                          | 3,952                          |
| 2241211                    | Cleaning & Toilet Supplies                            | 4,458                          | 5,971                               | 136,005                    | 83,200           | 35,700                         | 37,600                         |
| 2241213                    | Clothing & Clothing Supplies                          | 915                            | 732                                 | 2,850                      | 2,200            | 3,000                          | 3,100                          |
| 2241299                    | Other Supplies & Materials                            | 283                            | 2,205                               | 521,900                    | 521,500          | 2,050                          | 2,150                          |
|                            | <b>Supplies &amp; Materials</b>                       | <b>16,816</b>                  | <b>26,345</b>                       | <b>921,058</b>             | <b>855,487</b>   | <b>110,452</b>                 | <b>114,752</b>                 |
| <b>22510EE</b>             | <b>Services</b>                                       |                                |                                     |                            |                  |                                |                                |
| 2251101                    | Printing & Duplication Service                        | 9,345                          | 5,124                               | 63,289                     | 58,201           | 20,951                         | 20,951                         |
| 2251102                    | Advertising & Public Notices                          | 2,855                          | 6,566                               | 30,020                     | 24,016           | 24,016                         | 24,016                         |
| 2251107                    | Workshops, Conferences, Seminars, Meetings & Exhibits | 3,805                          | 0                                   | 99,750                     | 88,500           | 24,950                         | 27,200                         |

# [Head 024] DEPARTMENT OF STATISTICS



| ITEM NO.       | TITLE OF ITEM                                     | PROVISIONAL ACTUAL EXPENDITURE | EXPENDITURE (PROVISIONAL) JUL - MAR | REVISED APPROVED ESTIMATES | ESTIMATES        | PRELIMINARY FORECAST ESTIMATES | PRELIMINARY FORECAST ESTIMATES |
|----------------|---|--------------------------------|-------------------------------------|----------------------------|------------------|--------------------------------|--------------------------------|
|                |   | 2018/2019                      | 2019/2020                           | 2019/2020                  | 2020/2021        | 2021/2022                      | 2022/2023                      |
|                |   | \$                             | \$                                  | \$                         | \$               | \$                             | \$                             |
| 2251108        | Tuition, Training, In-service Awards, Subsistence | 0                              | 0                                   | 6,840                      | 2,000            | 7,200                          | 7,380                          |
| 2251109        | Licencing & Inspection of Vehicles                | 1,950                          | 0                                   | 4,000                      | 3,200            | 3,200                          | 3,200                          |
| 2251111        | Security Services Contract                        | 0                              | 105,984                             | 144,000                    | 162,000          | 162,800                        | 162,800                        |
| 2251128        | Fees & Other Charges                              | 3,266                          | 1,815                               | 16,150                     | 12,400           | 16,880                         | 17,200                         |
| 2251129        | Staff Engagement                                  | 2,420                          | 1,444                               | 9,500                      | 4,750            | 4,750                          | 4,750                          |
| 2251199        | Other Services                                    | 38,639                         | 0                                   | 19,000                     | 15,000           | 19,800                         | 20,100                         |
| 2251201        | Local Transportation of Goods                     | 0                              | 0                                   | 5,700                      | 4,350            | 4,800                          | 4,900                          |
| 2251203        | Freight & Express                                 | 0                              | 0                                   | 475                        | 380              | 380                            | 380                            |
| 2251302        | Building Maintenance                              | 494                            | 0                                   | 3,800                      | 2,500            | 4,000                          | 4,180                          |
| 2251303        | Equipment Maintenance                             | 0                              | 10,640                              | 63,650                     | 61,750           | 10,000                         | 10,000                         |
| 2251321        | Fumigation & Pest Control                         | 0                              | 0                                   | 4,750                      | 3,800            | 3,800                          | 3,800                          |
| 2251330        | Upkeep & Maintenance of Instruments & Apparatus   | 235                            | 0                                   | 665                        | 532              | 532                            | 532                            |
| 2251336        | Sanitact Maintenance Contract                     | 0                              | 0                                   | 4,275                      | 4,275            | 4,500                          | 4,500                          |
| 2251337        | Operation of Facilities or Other Services         | 11,234                         | 11,944                              | 77,663                     | 77,050           | 83,500                         | 85,750                         |
| 2251339        | Janitorial Service Contracts                      | 0                              | 0                                   | 79,420                     | 79,420           | 33,600                         | 33,600                         |
|                | <b>Services</b>                                   | <b>74,243</b>                  | <b>143,517</b>                      | <b>632,947</b>             | <b>604,124</b>   | <b>429,659</b>                 | <b>435,239</b>                 |
| <b>22610EE</b> | <b>Minor Capital Repairs</b>                      |                                |                                     |                            |                  |                                |                                |
| 2261201        | Transportation Equipment Upkeep                   | 9,669                          | 5,867                               | 107,350                    | 102,980          | 17,480                         | 17,480                         |
|                | <b>Minor Capital Repairs</b>                      | <b>9,669</b>                   | <b>5,867</b>                        | <b>107,350</b>             | <b>102,980</b>   | <b>17,480</b>                  | <b>17,480</b>                  |
| <b>22810EE</b> | <b>Special Financial Transactions</b>             |                                |                                     |                            |                  |                                |                                |
| 2281105        | VAT Expenses                                      | 0                              | 0                                   | 950                        | 950              | 1,025                          | 1,025                          |
| 2281154        | Geographical Information System Project           | 35,907                         | 10,000                              | 47,500                     | 47,500           | 51,250                         | 51,250                         |
|                | <b>Special Financial Transactions</b>             | <b>35,907</b>                  | <b>10,000</b>                       | <b>48,450</b>              | <b>48,450</b>    | <b>52,275</b>                  | <b>52,275</b>                  |
|                | <b>Use of Goods &amp; Services</b>                | <b>170,621</b>                 | <b>252,539</b>                      | <b>2,141,770</b>           | <b>1,886,091</b> | <b>885,828</b>                 | <b>904,558</b>                 |
|                | <b>DEPARTMENT OF STATISTICS TOTAL EXPENSES</b>    | <b>2,775,731</b>               | <b>2,397,460</b>                    | <b>5,247,053</b>           | <b>6,815,076</b> | <b>4,467,453</b>               | <b>4,586,683</b>               |

The Accounting Officer for this Head is the DIRECTOR

# [Head 026] PUBLIC DEBT SERVICING - INTEREST



| ITEM NO.       | TITLE OF ITEM   | PROVISIONAL ACTUAL EXPENDITURE | EXPENDITURE (PROVISIONAL) | REVISED APPROVED ESTIMATES | ESTIMATES  | PRELIMINARY FORECAST ESTIMATES | PRELIMINARY FORECAST ESTIMATES |
|----------------|---|--------------------------------|---------------------------|----------------------------|------------|--------------------------------|--------------------------------|
|                |   | 2018/2019                      | JUL - MAR 2019/2020       | 2019/2020                  | 2020/2021  | 2021/2022                      | 2022/2023                      |
|                |   | \$                             | \$                        | \$                         | \$         | \$                             | \$                             |
| <b>22000EE</b> | <b>Use of Goods &amp; Services</b>                              |                                |                           |                            |            |                                |                                |
| <b>22920EE</b> | <b>Finance Charges (Hedging/Charges)</b>                        |                                |                           |                            |            |                                |                                |
| 2292011        | Hedging Gain/Losses   | 18,215,837                     | 0                         | 0                          | 0          | 0                              | 0                              |
| 2292012        | Fees & Charges on Debt Transactions                             | 5,463,161                      | 0                         | 0                          | 0          | 0                              | 0                              |
|                | <b>Finance Charges (Hedging/Charges)</b>                        | <b>23,678,998</b>              | <b>0</b>                  | <b>0</b>                   | <b>0</b>   | <b>0</b>                       | <b>0</b>                       |
|                | <b>Use of Goods &amp; Services</b>                              | <b>23,678,998</b>              | <b>0</b>                  | <b>0</b>                   | <b>0</b>   | <b>0</b>                       | <b>0</b>                       |
| <b>24000EE</b> | <b>Interest</b>   |                                |                           |                            |            |                                |                                |
| <b>24100EE</b> | <b>Interest to Non Residents</b>                                |                                |                           |                            |            |                                |                                |
| 2411116        | IDB 1266/OC-BH (21.0m) Infrastructure Rehabilitation            | 187,483                        | 119,484                   | 719,638                    | 351,234    | 175,617                        | 0                              |
| 2411117        | IDB (46.2M) Loan 1320/OC-BH (N.P. Transport Prog.) (22/10/0)    | 540,491                        | 204,164                   | 1,406,332                  | 245,681    | 145,682                        | 72,841                         |
| 2411119        | IDB 1695/OC-BH Education Support Programme                      | 320,468                        | 279,545                   | 650,348                    | 372,488    | 312,888                        | 253,292                        |
| 2411120        | IADB 1988/OC-BH Supplementary Financing                         | 3,139,528                      | 1,283,474                 | 3,881,784                  | 2,333,171  | 2,295,872                      | 1,998,573                      |
| 2411121        | CDB 09/OR-BHA Loan US\$10.109M                                  | 239,540                        | 174,666                   | 415,024                    | 203,131    | 182,902                        | 154,673                        |
| 2411122        | Airport Highway Project Loan                                    | 912,717                        | 826,727                   | 1,061,964                  | 845,056    | 775,762                        | 656,467                        |
| 2411123        | Air Transport Reform Programme (2682/83) OC-BH Loan             | 538,377                        | 203,190                   | 1,592,166                  | 1,549,128  | 1,579,128                      | 1,609,128                      |
| 2411124        | North Abaco Port/Abaco Bridge (Sept/Mar)                        | 712,708                        | 650,140                   | 777,832                    | 692,062    | 643,738                        | 495,415                        |
| 2411125        | IADB 2773/OC-BH NPTP S.F.II                                     | 1,901,092                      | 824,628                   | 2,779,590                  | 2,311,137  | 2,135,131                      | 1,959,127                      |
| 2411126        | CDB 02/SFR-BHA(29/08/2013) US\$750,000 2023                     | 10,051                         | 6,185                     | 21,652                     | 8,928      | 5,413                          | 3,866                          |
| 2411129        | IDB (16.7M) Loan 1617/OC-BH (28/04/2005)                        | 86,837                         | 38,669                    | 174,182                    | 71,123     | 58,257                         | 45,391                         |
| 2411132        | US \$21.0M IDB Loan No. 848/OC-BH (1995)                        | 109,673                        | 31,384                    | 730,000                    | 0          | 0                              | 0                              |
| 2411133        | US\$ EEC Rural Energy (1991) 2000-2030                          | 3,641                          | 3,063                     | 7,438                      | 5,948      | 3,266                          | 2,687                          |
| 2411134        | Food Technology Laboratory                                      | 604                            | 228                       | 3,400                      | 850        | 425                            | 125                            |
| 2411140        | US\$200.0M Notes (6.625%) Due May 15 2033 J P Morgan            | 13,250,000                     | 6,625,000                 | 21,875,000                 | 13,250,000 | 13,250,000                     | 13,250,000                     |
| 2411141        | US\$300M Bond (20/11/2009) 6.950% JP Morgan                     | 20,850,000                     | 10,425,000                | 29,475,000                 | 20,850,000 | 20,850,000                     | 20,850,000                     |
| 2411150        | IDB 1170/OC-BH (\$23.5M) Solid Waste Management Loan (29/10/99) | 100,938                        | 20,276                    | 820,276                    | 0          | 0                              | 0                              |
| 2411152        | Export/Import Bank of China Loan                                | 55,219                         | 48,072                    | 100,252                    | 85,766     | 70,282                         | 58,062                         |
| 2411153        | US \$100M Bond  | 7,125,000                      | 3,562,500                 | 7,125,000                  | 7,125,000  | 7,125,000                      | 7,125,000                      |
| 2411154        | Deutsche Bank 75M Euro Loan                                     | 4,080,093                      | 3,932,445                 | 4,697,810                  | 2,292,307  | 0                              | 0                              |
| 2411155        | US\$300M Notes (5.75%)  | 17,250,000                     | 17,250,000                | 0                          | 17,250,000 | 17,250,000                     | 17,250,000                     |
| 2411156        | USD \$750M 6% Notes (2026-2028)                                 | 45,000,000                     | 22,500,000                | 45,000,000                 | 45,000,000 | 45,000,000                     | 45,000,000                     |
| 2411158        | Deutsche Bank 45M Euro Senior Unsecured Facility                | 3,071,250                      | 1,544,063                 | 3,098,126                  | 3,089,688  | 3,079,888                      | 3,079,888                      |
| 2411160        | Deutsche Bank RBDF Atradius Loan                                | 1,257,514                      | 988,740                   | 3,048,636                  | 1,841,845  | 1,541,845                      | 968,230                        |

# [Head 026] PUBLIC DEBT SERVICING - INTEREST



| ITEM NO.       | TITLE OF ITEM   | PROVISIONAL ACTUAL EXPENDITURE | EXPENDITURE (PROVISIONAL) | REVISED APPROVED ESTIMATES | ESTIMATES          | PRELIMINARY FORECAST ESTIMATES | PRELIMINARY FORECAST ESTIMATES |
|----------------|---|--------------------------------|---------------------------|----------------------------|--------------------|--------------------------------|--------------------------------|
|                |   | 2018/2019                      | JUL - MAR 2019/2020       | 2019/2020                  | 2020/2021          | 2021/2022                      | 2022/2023                      |
|                |   | \$                             | \$                        | \$                         | \$                 | \$                             | \$                             |
| 2411161        | IADB 3340/OC-BH Loan  | 46,393                         | 159,384                   | 366,420                    | 755,596            | 1,055,596                      | 1,355,596                      |
| 2411162        | IADB 3499/OC-BH Loan  | 75,821                         | 133,292                   | 389,406                    | 578,628            | 800,658                        | 1,022,688                      |
| 2411163        | Credit Suisse CHF 100 Million Loan  | 4,598,883                      | 3,423,112                 | 4,715,333                  | 3,316,578          | 2,610,517                      | 1,913,998                      |
| 2411164        | Credit Suisse CHF 150 Million Loan  | 7,457,308                      | 5,533,351                 | 7,397,035                  | 5,367,294          | 4,332,113                      | 3,312,299                      |
| 2411166        | IADB 4549/OC-BH \$30 Million Government Digital Transformation to Strengthen Competitiveness Loan | 0                              | 2,053                     | 359,406                    | 359,858            | 677,464                        | 867,424                        |
| 2411167        | IADB Loan 4363/OC-BH  | 0                              | 0                         | 0                          | 255,269            | 449,770                        | 662,195                        |
| 2411168        | IADB Loan 3907/OC-BH  | 0                              | 0                         | 359,410                    | 328,578            | 696,283                        | 1,001,439                      |
| 2411169        | IADB Loan 3787/OC-BH  | 0                              | 6,255                     | 0                          | 219,715            | 348,374                        | 553,105                        |
| 2411180        | US\$180 Million Loan  | 12,320,410                     | 8,767,272                 | 12,057,412                 | 11,671,112         | 11,671,112                     | 5,627,715                      |
| 2411181        | IADB 2756/OC-BH Trade Sector Loan   | 427,390                        | 452,151                   | 501,550                    | 492,873            | 392,873                        | 368,882                        |
| 2411182        | IADB 2758/OC-BH Social Safety Loan  | 130,827                        | 118,085                   | 129,064                    | 191,008            | 179,434                        | 168,392                        |
| 2411188        | IADB \$65M Contingent Credit Line   | 0                              | 0                         | 1,100,000                  | 0                  | 0                              | 0                              |
| 2411189        | CDB \$100M Loan   | 0                              | 0                         | 1,100,000                  | 0                  | 0                              | 0                              |
| 2411190        | IADB 4853/OC-BH Contingent Loan   | 0                              | 314,637                   | 0                          | 2,556,747          | 2,750,000                      | 2,750,000                      |
| 2411191        | CDB #12/OR-BHA Loan   | 0                              | 10                        | 0                          | 135,852            | 211,908                        | 238,184                        |
| 2411192        | CDB 11/OR-BHA Loan Water & Sewerage   | 0                              | 0                         | 0                          | 1,185,192          | 1,179,019                      | 1,098,772                      |
| 2411193        | CDB 13/OR-BHA Loan  | 0                              | 0                         | 0                          | 276,006            | 455,911                        | 669,899                        |
| 2411195        | CDB 14/OR-BHA \$50M POLICY BA   | 0                              | 0                         | 0                          | 2,346,667          | 2,400,000                      | 2,212,500                      |
|                | <b>Interest to Non Residents</b>  | <b>145,800,256</b>             | <b>90,451,245</b>         | <b>157,936,486</b>         | <b>149,811,516</b> | <b>146,692,128</b>             | <b>138,655,853</b>             |
| <b>24200EE</b> | <b>Interest to Residents Other Than General Government</b>  |                                |                           |                            |                    |                                |                                |
| 2421101        | Harcourt Malcolm Property Purchase Loan   | 12,286                         | 6,143                     | 12,286                     | 12,286             | 12,286                         | 12,286                         |
| 2421104        | Provision for Interest on New Borrowings  | 0                              | 0                         | 13,500,000                 | 32,100,000         | 91,400,000                     | 117,300,000                    |
| 2421105        | FCIB \$100M Syndicate Loan - Interest   | 3,110,685                      | 1,512,192                 | 3,180,000                  | 1,596,062          | 846,062                        | 141,781                        |
| 2421106        | Royal Fidelity Government Stock - Interest  | 9,760,787                      | 6,144,399                 | 9,517,944                  | 9,474,434          | 7,423,966                      | 6,766,015                      |
| 2421109        | GOB \$130 Million Club Loan   | 4,320,664                      | 2,350,017                 | 3,960,700                  | 1,741,477          | 291,832                        | 0                              |
| 2421110        | RBC Capital Works Loans   | 426,826                        | 290,689                   | 881,088                    | 632,337            | 332,337                        | 280,187                        |
| 2421111        | RBC \$100 Million Loan  | 3,056,507                      | 2,854,680                 | 5,484,000                  | 3,718,189          | 2,718,189                      | 1,773,745                      |
| 2421112        | Interest on Advances & Short Term Loans   | 5,737,843                      | 586,513                   | 8,479,764                  | 8,479,760          | 8,479,760                      | 8,479,760                      |
| 2421113        | Treasury Bills A Interest Domestic  | 10,769,011                     | 9,369,296                 | 9,414,999                  | 9,415,000          | 9,415,000                      | 9,415,000                      |
| 2421134        | Treasury Stock B\$50M (10/8/98) 2011-2018 {Aug/Feb}   | 480,394                        | 0                         | 0                          | 0                  | 0                              | 0                              |
| 2421136        | Treasury Stock B\$30M (21/10/98) 2008-2018 {Oct/Apr}  | 242,851                        | 0                         | 0                          | 0                  | 0                              | 0                              |
| 2421137        | Treasury Stock B\$50.0M (21/07/99) 2011-2019 {Jul/Jan}  | 684,324                        | 233,998                   | 233,999                    | 0                  | 0                              | 0                              |
| 2421138        | Treasury Stock B\$28.0M (23/11/99) 2016-2019 {Nov/May}  | 708,176                        | 237,877                   | 237,877                    | 0                  | 0                              | 0                              |
| 2421139        | Treasury Stock B\$30.0M (23/11/99) 2018-2020 {Sep/Mar}  | 1,183,176                      | 713,894                   | 713,892                    | 238,798            | 0                              | 0                              |

# [Head 026] PUBLIC DEBT SERVICING - INTEREST



| ITEM NO. | TITLE OF ITEM   | PROVISIONAL | EXPENDITURE   | REVISED   | ESTIMATES | PRELIMINARY | PRELIMINARY |
|----------|---|-------------|---------------|-----------|-----------|-------------|-------------|
|          |   | ACTUAL      | (PROVISIONAL) | APPROVED  |           | FORECAST    | FORECAST    |
|          |   | EXPENDITURE | JUL - MAR     | ESTIMATES |           | ESTIMATES   | ESTIMATES   |
|          |   | 2018/2019   | 2019/2020     | 2019/2020 | 2020/2021 | 2021/2022   | 2022/2023   |
|          |   | \$          | \$            | \$        | \$        | \$          | \$          |
| 2421140  | Treasury Stock B\$25.8M (25/10/00) 2013-2020 {Oct/ Apr}       | 946,875     | 474,735       | 712,236   | 237,500   | 0           | 0           |
| 2421141  | Treasury Stock B\$34.4M (30/07/01) 2019-2021 {Jul/ Jan}       | 1,641,312   | 1,401,443     | 1,401,588 | 926,094   | 341,266     | 0           |
| 2421142  | Treasury Stock B\$40.9478M (12/12/01) 2018-2021 {Dec/Jan}     | 1,716,572   | 742,022       | 1,244,589 | 765,125   | 264,154     | 0           |
| 2421143  | Treasury Stock B\$20.465M (26/04/02) 2020-2021 {Oct/Apr}      | 981,753     | 492,222       | 983,286   | 502,686   | 0           | 0           |
| 2421144  | Treasury Stock B\$60.0M (06/09/02) 2017-2022 {Sept/ Mar}      | 2,446,250   | 2,269,939     | 2,269,870 | 1,735,465 | 1,048,164   | 352,089     |
| 2421145  | Treasury Stock B\$65.0M (04/12/2002) 2015-2022 {Dec/Jan}      | 2,314,063   | 1,160,201     | 2,317,669 | 1,966,965 | 1,279,077   | 466,901     |
| 2421146  | Treasury Stock B\$61.1M (08/04/2003) 2019-2023 {Oct/Apr}      | 2,793,062   | 1,061,933     | 2,121,968 | 2,113,815 | 1,433,688   | 744,626     |
| 2421147  | Treasury Stock B\$75.0M                                       | 2,075,000   | 2,074,473     | 2,074,482 | 2,075,312 | 2,075,001   | 1,611,850   |
| 2421148  | Treasury Stock B\$23.2898M (19/02/2004) 2023 - 2024 {Aug/Feb} | 1,074,028   | 1,073,389     | 1,073,392 | 1,074,343 | 1,074,029   | 1,074,029   |
| 2421149  | Treasury Stock B\$100.0M (29/07/2004) 2015 - 2024 (Jul/Jan)   | 3,376,327   | 3,157,852     | 3,158,024 | 2,937,717 | 2,490,352   | 2,041,902   |
| 2421150  | Treasury Stock \$100.0M (22/10/2004) 2015 - 2024 {Oct/Apr}    | 2,700,000   | 1,353,699     | 2,373,963 | 2,035,187 | 2,039,064   | 1,702,488   |
| 2421151  | Treasury Stock B\$40.0M (2022-2025) 27/4/05 {Oct/ Apr}        | 1,806,250   | 905,599       | 1,809,618 | 1,802,884 | 1,806,251   | 1,359,376   |
| 2421152  | Treasury Stock B\$40.4666M (2020-2025) {Dec/June}             | 1,821,976   | 913,484       | 1,824,527 | 1,580,598 | 1,582,814   | 1,582,814   |
| 2421153  | Treasury Stock B\$75.0M (2021-2025) {Sept/March}              | 3,351,562   | 3,361,801     | 3,344,931 | 3,349,922 | 3,023,811   | 2,360,549   |
| 2421154  | Treasury Stock B\$75.0M (2021-2026) {July/Jan}                | 3,387,500   | 3,386,693     | 3,386,910 | 3,388,389 | 2,946,876   | 2,946,876   |
| 2421155  | Treasury Stock B\$25.8942M 2025 {Dec/ June}                   | 1,197,607   | 600,444       | 1,199,266 | 1,195,948 | 1,197,607   | 1,197,607   |
| 2421156  | Treasury Stock B\$51.645M (04/05/06) 2024 -2026               | 2,344,338   | 1,181,803     | 2,348,480 | 2,340,219 | 2,344,338   | 2,344,338   |
| 2421157  | Treasury Stock B\$100M (22/9/06)2021-2025 Sept/ March         | 4,500,000   | 4,509,600     | 4,509,440 | 4,490,400 | 4,281,499   | 3,839,325   |
| 2421158  | Treasury Stock B\$50.0M (28/3/07) 2026-2027 March/ Sept.      | 2,273,437   | 2,278,185     | 2,277,971 | 2,269,690 | 2,273,439   | 2,273,439   |
| 2421159  | BGRS B\$45.284M(09/05/07)2027                                 | 2,066,083   | 1,041,532     | 2,069,502 | 2,063,130 | 2,066,084   | 2,066,084   |
| 2421160  | BGRS B\$100M(26/07/07)2027-37                                 | 4,815,625   | 4,814,454     | 4,814,591 | 4,822,253 | 4,815,626   | 4,815,626   |
| 2421161  | BGRS B\$35.0M(08/10/07)2027-2029                              | 1,609,375   | 806,892       | 1,612,605 | 1,606,147 | 1,609,376   | 1,609,376   |
| 2421162  | BGRS B\$31.5009M(28/11/07)2018-30                             | 1,187,267   | 489,715       | 973,031   | 830,077   | 689,064     | 689,064     |
| 2421163  | BGRS B\$100M(22/09/08)2028-2033                               | 4,620,312   | 4,630,169     | 4,630,132 | 4,610,456 | 4,620,313   | 4,620,313   |
| 2421164  | BGRS B\$107.226M(2009)2028-2033                               | 4,915,624   | 4,914,702     | 4,914,713 | 4,922,031 | 4,915,625   | 4,915,625   |
| 2421165  | BGRS B\$150M (27/08/2009) 2028-36                             | 6,647,656   | 6,644,820     | 6,644,657 | 6,650,493 | 6,647,658   | 6,647,658   |
| 2421166  | BGRS B\$59.7243M (26/04/10) 2028-2030                         | 2,595,733   | 1,301,422     | 2,600,569 | 2,590,875 | 2,595,734   | 2,595,734   |
| 2421167  | BGRS B\$100M(26/07/10)2028-2037                               | 4,371,354   | 4,369,885     | 4,369,981 | 4,373,991 | 4,371,354   | 4,371,354   |
| 2421168  | BGRS B\$100M(19/10/10)2015-2030                               | 2,180,208   | 1,093,091     | 1,754,709 | 1,319,333 | 1,321,876   | 1,321,876   |
| 2421169  | BGRS B\$34.9932M(10/12/10)2026-2029                           | 1,532,516   | 768,357       | 1,534,760 | 1,530,165 | 1,532,517   | 1,532,517   |
| 2421170  | BGRS B\$100M(15/08/11)2016-2032                               | 3,902,153   | 3,685,542     | 5,187,703 | 3,476,492 | 3,262,501   | 3,262,501   |
| 2421171  | BGRS B\$60M(10/11/11)2016-2028                                | 1,944,721   | 871,952       | 1,732,634 | 1,514,496 | 1,301,563   | 1,301,563   |
| 2421172  | BGRS B\$10.6359M(26/02/12)2019-2021                           | 454,675     | 185,187       | 369,877   | 171,008   | 0           | 0           |
| 2421173  | BGRS B\$200M(16/07/2012)2017-31                               | 7,174,192   | 6,774,239     | 6,774,240 | 6,364,943 | 5,546,631   | 4,724,111   |
| 2421174  | BGRS B\$100M(25/09/2012)2016-32                               | 3,650,000   | 3,339,354     | 1,840,001 | 3,004,387 | 3,010,744   | 2,798,828   |

# [Head 026] PUBLIC DEBT SERVICING - INTEREST



| ITEM NO. | TITLE OF ITEM   | PROVISIONAL ACTUAL EXPENDITURE | EXPENDITURE (PROVISIONAL) | REVISED APPROVED ESTIMATES | ESTIMATES | PRELIMINARY FORECAST ESTIMATES | PRELIMINARY FORECAST ESTIMATES |
|----------|---|--------------------------------|---------------------------|----------------------------|-----------|--------------------------------|--------------------------------|
|          |   | 2018/2019                      | JUL - MAR 2019/2020       | 2019/2020                  | 2020/2021 | 2021/2022                      | 2022/2023                      |
|          |   | \$                             | \$                        | \$                         | \$        | \$                             | \$                             |
| 2421175  | BGRS B\$25M(29/10/2012)2031-32                            | 1,077,539                      | 540,246                   | 1,939,754                  | 1,075,548 | 1,077,540                      | 1,077,540                      |
| 2421176  | BGRS B\$50 Million  | 2,155,077                      | 1,080,491                 | 2,158,031                  | 2,150,901 | 2,155,078                      | 2,155,078                      |
| 2421177  | Treasury Stock B\$70M (26/07/2013)                        | 3,009,961                      | 3,008,754                 | 3,008,920                  | 2,903,359 | 2,796,876                      | 2,796,876                      |
| 2421178  | Treasury Stock B\$45M (23/09/2013)                        | 1,939,649                      | 1,943,987                 | 1,943,391                  | 1,935,957 | 1,939,650                      | 1,939,650                      |
| 2421179  | Treasury Stock \$35M (30/10/14)2019-2021                  | 527,168                        | 264,306                   | 345,343                    | 161,622   | 81,182                         | 0                              |
| 2421181  | BGRS B\$110M (2021-2038) Jul-Sep                          | 2,244,406                      | 5,118,700                 | 5,118,702                  | 5,132,725 | 5,003,864                      | 4,890,701                      |
| 2421182  | BGRS \$129 Million (2018) 2021-2048                       | 2,702,431                      | 3,091,000                 | 6,182,002                  | 6,165,110 | 6,123,021                      | 6,080,699                      |
| 2421183  | Treasury Stock B\$40M (25/07/16) 2025-26{Jul/Jan}         | 1,797,500                      | 1,797,500                 | 1,797,501                  | 1,802,425 | 1,797,501                      | 1,797,501                      |
| 2421184  | Treasury Stock B\$30M (04/08/17) 2036 {Aug/Feb}           | 1,620,000                      | 1,620,000                 | 1,620,001                  | 1,624,439 | 1,620,001                      | 1,620,001                      |
| 2421185  | Treasury Stock B\$30M (26/02) 2036 #2 {Aug/Feb}           | 1,620,000                      | 1,620,368                 | 1,620,001                  | 1,625,170 | 1,620,001                      | 1,620,001                      |
| 2421186  | Treasury Stock B\$25M (23/09/16) 2036 {Sept/Mar}          | 1,350,000                      | 1,353,699                 | 1,353,700                  | 1,350,001 | 1,350,002                      | 1,350,002                      |
| 2421187  | Treasury Stock B\$50M (03/04/16) 2036 {Apr/Oct} #4        | 2,700,000                      | 1,353,699                 | 2,707,398                  | 2,700,001 | 2,700,001                      | 2,700,001                      |
| 2421188  | Treasury Stock B\$20M (13/10/16) 2019 {Oct/Apr}           | 600,000                        | 300,822                   | 300,822                    | 0         | 0                              | 0                              |
| 2421189  | Treasury Stock B\$5.0M (13/10/16) 2021 {Oct/Apr}          | 162,500                        | 81,473                    | 162,946                    | 162,501   | 81,473                         | 0                              |
| 2421190  | Treasury Stock B\$25M (13/10/16) 2036 {Oct/Apr}           | 1,350,000                      | 676,849                   | 1,353,700                  | 1,350,000 | 1,350,001                      | 1,350,001                      |
| 2421191  | Treasury Stock B\$120M (27/10/16) 2018 {Oct/Apr}          | 1,576,307                      | 0                         | 0                          | 0         | 0                              | 0                              |
| 2421192  | Treasury Stock B\$20M (19/12/16) 2021 {Dec/June}          | 750,000                        | 376,027                   | 752,056                    | 750,000   | 376,028                        | 0                              |
| 2421193  | Treasury Stock \$62M 2027-2037 {Oct/Apr} Issue no.118     | 2,925,400                      | 1,466,708                 | 2,933,416                  | 2,850,357 | 2,774,901                      | 2,687,391                      |
| 2421194  | Treasury Stock B\$50.0M (15/12/17) 2027-2037 {Dec/ Jun}   | 2,510,000                      | 1,258,438                 | 2,516,878                  | 2,510,000 | 2,510,001                      | 2,510,001                      |
| 2421195  | Treasury Stock B\$75.0M (2019) 28/03/19 {Mar/Sept}        | 1,967,096                      | 1,792,500                 | 1,819,973                  | 0         | 0                              | 0                              |
| 2421196  | Treasury Stock B\$15.0M (2038) 23/08/19 {Aug/Feb}         | 1,661,484                      | 1,734,700                 | 874,479                    | 1,739,453 | 1,704,501                      | 1,704,501                      |
| 2421197  | Treasury Stock B\$75.0M (April 2018)                      | 1,972,500                      | 1,804,932                 | 1,819,973                  | 0         | 0                              | 0                              |
| 2421198  | Treasury Stock B\$30 M (15/07/16) 2024 {Jul/Jan}          | 1,275,000                      | 1,275,000                 | 1,275,001                  | 1,278,494 | 1,275,001                      | 1,275,001                      |
| 2421202  | Treasury Stock B\$75.0M (14/07/2017) 2020-2037 {Jul/ Jan} | 3,610,000                      | 3,610,000                 | 3,610,001                  | 3,544,275 | 3,460,001                      | 3,371,781                      |
| 2421203  | Treasury Stock \$10.0M (17/07/15) {Jul/Jan} 2023          | 474,999                        | 474,943                   | 474,944                    | 475,057   | 475,001                        | 475,001                        |
| 2421204  | FCIB \$75M Credit Facility                                | 1,301,841                      | 1,807,705                 | 2,620,000                  | 1,875,205 | 1,275,205                      | 675,205                        |
| 2421205  | BGRS \$40M 2022-2049 {Jan/July} 15th                      | 0                              | 1,987,501                 | 1,987,502                  | 0         | 0                              | 0                              |
| 2421206  | BGRS \$25 Million (15/03/19) 2039-2049                    | 0                              | 0                         | 3,089,238                  | 0         | 0                              | 0                              |
| 2421207  | BGRS \$75 Milion (28/03/19)                               | 0                              | 0                         | 1,792,501                  | 0         | 0                              | 0                              |
| 2421209  | BGRS \$25 Million (15/05/19)                              | 0                              | 931,257                   | 1,862,514                  | 4,773,381 | 4,773,381                      | 4,745,481                      |
| 2421210  | BGRS \$25.7 Million (15/06/19)                            | 0                              | 552,409                   | 1,902,514                  | 0         | 0                              | 0                              |
| 2421211  | Interest on RBC Overdraft                                 | 0                              | 4,523,813                 | 6,999,992                  | 5,834,744 | 5,864,744                      | 5,894,744                      |
| 2421212  | FCIB \$15 Million Loan (2019)                             | 0                              | 170,137                   | 0                          | 0         | 0                              | 0                              |
| 2421214  | BGRS B\$75M (29/10/2018) #126                             | 890,055                        | 0                         | 0                          | 0         | 0                              | 0                              |
| 2421216  | BGRS \$90M(15/10/19)2022-2049                             | 0                              | 1,669,863                 | 0                          | 0         | 0                              | 0                              |

# [Head 026] PUBLIC DEBT SERVICING - INTEREST



| ITEM NO. | TITLE OF ITEM  | PROVISIONAL ACTUAL EXPENDITURE | EXPENDITURE (PROVISIONAL) | REVISED APPROVED ESTIMATES | ESTIMATES          | PRELIMINARY FORECAST ESTIMATES | PRELIMINARY FORECAST ESTIMATES |
|----------|--|--------------------------------|---------------------------|----------------------------|--------------------|--------------------------------|--------------------------------|
|          |  | 2018/2019                      | JUL - MAR 2019/2020       | 2019/2020                  | 2020/2021          | 2021/2022                      | 2022/2023                      |
|          |  | \$                             | \$                        | \$                         | \$                 | \$                             | \$                             |
| 2421226  | Treasury Stock \$65M 2022-2049 {Jan/July} 15th             | 0                              | 0                         | 0                          | 3,321,575          | 3,312,501                      | 3,285,301                      |
| 2421230  | Treasury Stock B\$103M (15/07/) 2022-2049 {Jul/Jan}        | 0                              | 0                         | 0                          | 5,529,308          | 5,514,201                      | 5,506,993                      |
| 2421231  | Treasury Stock B\$M ( ) 2022-2049 {Oct/Apr}                | 0                              | 0                         | 0                          | 6,328,515          | 6,327,363                      | 6,305,667                      |
| 2421232  | Treasury Stock B\$75M (29/10/19) 2020 {April/Oct}          | 0                              | 0                         | 0                          | 955,110            | 0                              | 0                              |
| 2421233  | Treasury Stock B\$ (27/03/20) 2020-2021 {/Mar/Sep}         | 0                              | 0                         | 0                          | 1,927,500          | 1,639,700                      | 0                              |
| 2421234  | GOB \$190 Million Club Loan                                | 0                              | 0                         | 0                          | 9,025,000          | 8,249,534                      | 7,002,640                      |
| 2421235  | FCIB \$85M Syndicate Loan                                  | 0                              | 0                         | 0                          | 4,037,500          | 3,533,273                      | 2,860,357                      |
| 2421237  | FCIB \$12M Loan  | 0                              | 136,110                   | 0                          | 0                  | 0                              | 0                              |
| 2421238  | BGRS \$75M (05/05/2020)                                    | 0                              | 0                         | 0                          | 1,490,601          | 0                              | 0                              |
| 2421239  | BGRS B\$30M (21/04/20) 2023-2                              | 0                              | 0                         | 0                          | 4,669,089          | 1,875,000                      | 1,825,000                      |
| 2421298  | BGRS \$300M  | 0                              | 0                         | 1,650,000                  | 0                  | 0                              | 0                              |
| 2421299  | \$100M Club Loan   | 0                              | 0                         | 1,650,000                  | 0                  | 0                              | 0                              |
|          | <b>Interest to Residents Other Than General Government</b> | <b>182,679,849</b>             | <b>151,854,465</b>        | <b>219,115,658</b>         | <b>247,101,802</b> | <b>285,364,055</b>             | <b>296,842,328</b>             |
|          | <b>Interest</b>  | <b>328,480,105</b>             | <b>242,305,710</b>        | <b>377,052,144</b>         | <b>396,913,318</b> | <b>432,056,183</b>             | <b>435,498,181</b>             |
|          | <b>PUBLIC DEBT SERVICING - INTEREST TOTAL EXPENSES</b>     | <b>352,159,103</b>             | <b>242,305,710</b>        | <b>377,052,144</b>         | <b>396,913,318</b> | <b>432,056,183</b>             | <b>435,498,181</b>             |

The Accounting Officer for this Head is the TREASURER

# [Head 028] DEPARTMENT OF INLAND REVENUE



| ITEM NO.                   | TITLE OF ITEM                                  | PROVISIONAL ACTUAL EXPENDITURE | EXPENDITURE (PROVISIONAL) JUL - MAR | REVISED APPROVED ESTIMATES | ESTIMATES        | PRELIMINARY FORECAST ESTIMATES | PRELIMINARY FORECAST ESTIMATES |
|----------------------------|--|--------------------------------|-------------------------------------|----------------------------|------------------|--------------------------------|--------------------------------|
|                            |  | 2018/2019                      | 2019/2020                           | 2019/2020                  | 2020/2021        | 2021/2022                      | 2022/2023                      |
|                            |  | \$                             | \$                                  | \$                         | \$               | \$                             | \$                             |
| <b>PERSONAL EMOLUMENTS</b> |  |                                |                                     |                            |                  |                                |                                |
| <b>21110EE</b>             | <b>Wages &amp; Salaries (In Cash)</b>          |                                |                                     |                            |                  |                                |                                |
| 2111101                    | Salary-Permanent/Pensionable                   | 3,528,489                      | 1,674,203                           | 1,890,197                  | 1,890,200        | 1,954,659                      | 1,954,659                      |
| 2111102                    | Salary-Contract Workers                        | 1,149,490                      | 2,115,372                           | 2,795,918                  | 2,733,403        | 2,800,000                      | 2,800,000                      |
|                            | <b>Wages &amp; Salaries (In Cash)</b>          | <b>4,677,979</b>               | <b>3,789,575</b>                    | <b>4,686,115</b>           | <b>4,623,603</b> | <b>4,754,659</b>               | <b>4,754,659</b>               |
| <b>21120EE</b>             | <b>Allowances</b>                              |                                |                                     |                            |                  |                                |                                |
| 2112101                    | Honoraria                                      | 560                            | 0                                   | 15,000                     | 7,500            | 7,500                          | 7,500                          |
| 2112102                    | Overtime - Monthly Employees (General)         | 181,966                        | 58,137                              | 120,000                    | 10,000           | 100,000                        | 100,000                        |
| 2112103                    | Housing Allowance                              | 59,800                         | 53,200                              | 135,600                    | 85,000           | 90,000                         | 90,000                         |
| 2112112                    | Transport & Mileage Allowance                  | 4,900                          | 2,250                               | 6,600                      | 6,600            | 6,765                          | 6,765                          |
| 2112114                    | Duty Allowance                                 | 0                              | 0                                   | 2,500                      | 2,500            | 2,563                          | 2,563                          |
| 2112115                    | Responsibility Allowance                       | 6,000                          | 4,500                               | 6,000                      | 6,000            | 6,000                          | 6,000                          |
| 2112116                    | Acting Allowance                               | 13,097                         | 0                                   | 1,500                      | 1,500            | 1,538                          | 1,538                          |
| 2112125                    | Disturbance Allowance/Geographical             | 6,300                          | 2,910                               | 65,250                     | 18,000           | 18,450                         | 18,450                         |
|                            | <b>Allowances</b>                              | <b>272,623</b>                 | <b>120,997</b>                      | <b>352,450</b>             | <b>137,100</b>   | <b>232,816</b>                 | <b>232,816</b>                 |
|                            | <b>Personal Emoluments</b>                     | <b>4,950,602</b>               | <b>3,910,572</b>                    | <b>5,038,565</b>           | <b>4,760,703</b> | <b>4,987,475</b>               | <b>4,987,475</b>               |
| <b>22000EE</b>             | <b>Use of Goods &amp; Services</b>             |                                |                                     |                            |                  |                                |                                |
| <b>22111EE</b>             | <b>Domestic Travel &amp; Subsistence</b>       |                                |                                     |                            |                  |                                |                                |
| 2211101                    | Air Transport of Persons Within The Bahamas    | 17,109                         | 24,281                              | 19,285                     | 5,800            | 1,000                          | 1,000                          |
| 2211110                    | Subsistence for Travellers Within The Bahamas  | 114,684                        | 40,232                              | 22,800                     | 5,800            | 1,000                          | 1,000                          |
|                            | <b>Domestic Travel &amp; Subsistence</b>       | <b>131,793</b>                 | <b>64,513</b>                       | <b>42,085</b>              | <b>11,600</b>    | <b>2,000</b>                   | <b>2,000</b>                   |
| <b>22112EE</b>             | <b>International Travel &amp; Subsistence</b>  |                                |                                     |                            |                  |                                |                                |
| 2211201                    | Air Transport of Persons Outside The Bahamas   | 0                              | 7,330                               | 14,250                     | 5,000            | 10,000                         | 10,000                         |
| 2211210                    | Subsistence for Travellers Outside The Bahamas | 2,050                          | 4,589                               | 6,650                      | 5,000            | 10,000                         | 10,000                         |
|                            | <b>International Travel &amp; Subsistence</b>  | <b>2,050</b>                   | <b>11,919</b>                       | <b>20,900</b>              | <b>10,000</b>    | <b>20,000</b>                  | <b>20,000</b>                  |
| <b>22410EE</b>             | <b>Supplies &amp; Materials</b>                |                                |                                     |                            |                  |                                |                                |
| 2241201                    | Office Supplies & Stationery                   | 27,450                         | 10,609                              | 32,135                     | 11,100           | 11,200                         | 11,200                         |
| 2241205                    | Food, Ice & Drinking Water                     | 25,402                         | 9,016                               | 16,436                     | 10,900           | 10,950                         | 10,950                         |
| 2241206                    | Publications                                   | 2,550                          | 1,161                               | 2,945                      | 2,356            | 2,356                          | 2,356                          |
| 2241211                    | Cleaning & Toilet Supplies                     | 24,871                         | 2,356                               | 15,971                     | 10,953           | 18,003                         | 18,003                         |
| 2241212                    | Computer Software Supplies & Materials         | 1,133                          | 300                                 | 2,660                      | 1,000            | 2,100                          | 2,100                          |
| 2241213                    | Clothing & Clothing Supplies                   | 40,199                         | 5,286                               | 5,320                      | 2,500            | 2,500                          | 2,500                          |
| 2241299                    | Other Supplies & Materials                     | 30,960                         | 23,785                              | 40,328                     | 24,150           | 24,300                         | 24,300                         |
|                            | <b>Supplies &amp; Materials</b>                | <b>152,565</b>                 | <b>52,513</b>                       | <b>115,795</b>             | <b>62,959</b>    | <b>71,409</b>                  | <b>71,409</b>                  |
| <b>22510EE</b>             | <b>Services</b>                                |                                |                                     |                            |                  |                                |                                |
| 2251101                    | Printing & Duplication Service                 | 73,041                         | 21,406                              | 61,750                     | 27,100           | 30,000                         | 30,000                         |
| 2251102                    | Advertising & Public Notices                   | 20,445                         | 8,877                               | 28,595                     | 9,600            | 10,100                         | 15,100                         |



# [Head 028] DEPARTMENT OF INLAND REVENUE



| ITEM NO.       | TITLE OF ITEM   | PROVISIONAL ACTUAL EXPENDITURE | EXPENDITURE (PROVISIONAL) | REVISED APPROVED ESTIMATES | ESTIMATES        | PRELIMINARY FORECAST ESTIMATES | PRELIMINARY FORECAST ESTIMATES |
|----------------|---|--------------------------------|---------------------------|----------------------------|------------------|--------------------------------|--------------------------------|
|                |   | 2018/2019                      | JUL - MAR 2019/2020       | 2019/2020                  | 2020/2021        | 2021/2022                      | 2022/2023                      |
|                |   | \$                             | \$                        | \$                         | \$               | \$                             | \$                             |
| 2251107        | Workshops, Conferences, Seminars, Meetings & Exhibits | 49,361                         | 16,028                    | 47,500                     | 1,000            | 1,000                          | 2,000                          |
| 2251108        | Tuition, Training, In-service Awards, Subsistence     | 0                              | 408                       | 23,750                     | 2,500            | 500                            | 3,000                          |
| 2251109        | Licencing & Inspection of Vehicles                    | 1,580                          | 1,755                     | 8,500                      | 7,075            | 7,075                          | 7,075                          |
| 2251110        | Postage, Postal Machines & Services                   | 4,389                          | 119                       | 4,750                      | 1,000            | 3,000                          | 3,000                          |
| 2251111        | Security Services Contract                            | 200,320                        | 131,760                   | 216,000                    | 200,000          | 200,000                        | 200,000                        |
| 2251115        | Consultancy Services                                  | 300,270                        | 3,170                     | 110,000                    | 15,000           | 100,000                        | 100,000                        |
| 2251128        | Fees & Other Charges                                  | 8,487                          | 5,181                     | 16,789                     | 3,650            | 5,150                          | 7,650                          |
| 2251129        | Staff Engagement                                      | 9,640                          | 6,710                     | 11,020                     | 5,510            | 5,510                          | 5,510                          |
| 2251203        | Freight & Express                                     | 1,861                          | 717                       | 3,421                      | 1,390            | 890                            | 1,140                          |
| 2251302        | Building Maintenance                                  | 2,003                          | 0                         | 4,750                      | 1,000            | 500                            | 750                            |
| 2251306        | Computers, Business Machines & Related Equipment      | 1,078                          | 710                       | 3,420                      | 1,500            | 500                            | 750                            |
| 2251336        | Sanitact Maintenance Contract                         | 13,978                         | 6,370                     | 15,471                     | 15,471           | 15,471                         | 15,471                         |
| 2251337        | Operation of Facilities or Other Services             | 16,077                         | 14,907                    | 46,455                     | 10,300           | 10,300                         | 12,300                         |
| 2251339        | Janitorial Service Contracts                          | 148,280                        | 112,745                   | 194,575                    | 186,020          | 186,020                        | 186,020                        |
|                | <b>Services</b>                                       | <b>850,810</b>                 | <b>330,863</b>            | <b>796,746</b>             | <b>488,116</b>   | <b>576,016</b>                 | <b>589,766</b>                 |
| <b>22610EE</b> | <b>Minor Capital Repairs</b>                          |                                |                           |                            |                  |                                |                                |
| 2261201        | Transportation Equipment Upkeep                       | 18,325                         | 12,404                    | 28,500                     | 7,000            | 7,000                          | 9,500                          |
|                | <b>Minor Capital Repairs</b>                          | <b>18,325</b>                  | <b>12,404</b>             | <b>28,500</b>              | <b>7,000</b>     | <b>7,000</b>                   | <b>9,500</b>                   |
| <b>22810EE</b> | <b>Special Financial Transactions</b>                 |                                |                           |                            |                  |                                |                                |
| 2281105        | VAT Expenses  | 0                              | 0                         | 950                        | 950              | 950                            | 950                            |
| 2281109        | Business Licence Appeals                              | 37,500                         | 0                         | 0                          | 0                | 0                              | 0                              |
| 2282105        | VAT Refund Arrears                                    | 8,973,910                      | 0                         | 0                          | 0                | 0                              | 0                              |
|                | <b>Special Financial Transactions</b>                 | <b>9,011,410</b>               | <b>0</b>                  | <b>950</b>                 | <b>950</b>       | <b>950</b>                     | <b>950</b>                     |
|                | <b>Use of Goods &amp; Services</b>                    | <b>10,166,953</b>              | <b>472,212</b>            | <b>1,004,976</b>           | <b>580,625</b>   | <b>677,375</b>                 | <b>693,625</b>                 |
| <b>28000EE</b> | <b>Other Payments</b>                                 |                                |                           |                            |                  |                                |                                |
| <b>28200EE</b> | <b>Transfers N.E.C.</b>                               |                                |                           |                            |                  |                                |                                |
| 2821613        | Tax Appeals Commission                                | 37,500                         | 61,536                    | 250,000                    | 50,000           | 100,000                        | 100,000                        |
|                | <b>Transfers N.E.C.</b>                               | <b>37,500</b>                  | <b>61,536</b>             | <b>250,000</b>             | <b>50,000</b>    | <b>100,000</b>                 | <b>100,000</b>                 |
|                | <b>OTHER CHARGES</b>                                  | <b>37,500</b>                  | <b>61,536</b>             | <b>250,000</b>             | <b>50,000</b>    | <b>100,000</b>                 | <b>100,000</b>                 |
|                | <b>DEPARTMENT OF INLAND REVENUE TOTAL EXPENSES</b>    | <b>15,155,055</b>              | <b>4,444,320</b>          | <b>6,293,541</b>           | <b>5,391,328</b> | <b>5,764,850</b>               | <b>5,781,100</b>               |

The Accounting Officer for this Head is the CHIEF VALUATION OFFICER/CONTROLLER



| ITEM NO.                   | TITLE OF ITEM   | PROVISIONAL ACTUAL EXPENDITURE | EXPENDITURE (PROVISIONAL) JUL - MAR | REVISED APPROVED ESTIMATES | ESTIMATES        | PRELIMINARY FORECAST ESTIMATES | PRELIMINARY FORECAST ESTIMATES |
|----------------------------|---|--------------------------------|-------------------------------------|----------------------------|------------------|--------------------------------|--------------------------------|
|                            |   | 2018/2019                      | 2019/2020                           | 2019/2020                  | 2020/2021        | 2021/2022                      | 2022/2023                      |
|                            |   | \$                             | \$                                  | \$                         | \$               | \$                             | \$                             |
| <b>PERSONAL EMOLUMENTS</b> |   |                                |                                     |                            |                  |                                |                                |
| <b>21110EE</b>             | <b>Wages &amp; Salaries (In Cash)</b>                 |                                |                                     |                            |                  |                                |                                |
| 2111101                    | Salary-Permanent/Pensionable                          | 1,033,280                      | 996,947                             | 1,049,698                  | 1,052,200        | 1,058,151                      | 1,075,498                      |
| 2111102                    | Salary-Contract Workers                               | 78,715                         | 24,613                              | 76,800                     | 240,200          | 240,200                        | 240,200                        |
| 2111201                    | Regular Weekly Wages                                  | 86,000                         | 78,445                              | 86,000                     | 86,000           | 88,150                         | 88,150                         |
|                            | <b>Wages &amp; Salaries (In Cash)</b>                 | <b>1,197,995</b>               | <b>1,100,005</b>                    | <b>1,212,498</b>           | <b>1,378,400</b> | <b>1,386,501</b>               | <b>1,403,848</b>               |
| <b>21120EE</b>             | <b>Allowances</b>                                     |                                |                                     |                            |                  |                                |                                |
| 2112102                    | Overtime - Monthly Employees (General)                | -10,902                        | 812                                 | 5,000                      | 5,000            | 5,000                          | 5,000                          |
| 2112112                    | Transport & Mileage Allowance                         | 17,658                         | 13,550                              | 20,000                     | 20,400           | 20,400                         | 20,400                         |
| 2112114                    | Duty Allowance  | 5,000                          | 3,333                               | 5,000                      | 5,000            | 5,125                          | 5,125                          |
| 2112115                    | Responsibility Allowance                              | 15,256                         | 7,502                               | 21,000                     | 35,000           | 35,000                         | 35,000                         |
| 2112116                    | Acting Allowance                                      | -535                           | 100                                 | 8,000                      | 8,000            | 8,200                          | 8,200                          |
|                            | <b>Allowances</b>                                     | <b>26,477</b>                  | <b>25,297</b>                       | <b>59,000</b>              | <b>73,400</b>    | <b>73,725</b>                  | <b>73,725</b>                  |
|                            | <b>Personal Emoluments</b>                            | <b>1,224,472</b>               | <b>1,125,302</b>                    | <b>1,271,498</b>           | <b>1,451,800</b> | <b>1,460,226</b>               | <b>1,477,573</b>               |
| <b>22000EE</b>             | <b>Use of Goods &amp; Services</b>                    |                                |                                     |                            |                  |                                |                                |
| <b>22111EE</b>             | <b>Domestic Travel &amp; Subsistence</b>              |                                |                                     |                            |                  |                                |                                |
| 2211101                    | Air Transport of Persons Within The Bahamas           | 1,548                          | 3,543                               | 15,883                     | 5,600            | 5,600                          | 5,600                          |
| 2211110                    | Subsistence for Travellers Within The Bahamas         | 5,193                          | 10,526                              | 19,760                     | 5,600            | 5,600                          | 5,600                          |
|                            | <b>Domestic Travel &amp; Subsistence</b>              | <b>6,741</b>                   | <b>14,069</b>                       | <b>35,643</b>              | <b>11,200</b>    | <b>11,200</b>                  | <b>11,200</b>                  |
| <b>22112EE</b>             | <b>International Travel &amp; Subsistence</b>         |                                |                                     |                            |                  |                                |                                |
| 2211201                    | Air Transport of Persons Outside The Bahamas          | 40,095                         | 6,564                               | 17,100                     | 3,300            | 3,300                          | 3,300                          |
| 2211210                    | Subsistence for Travellers Outside The Bahamas        | 25,123                         | 6,629                               | 17,100                     | 3,255            | 3,255                          | 3,255                          |
|                            | <b>International Travel &amp; Subsistence</b>         | <b>65,218</b>                  | <b>13,193</b>                       | <b>34,200</b>              | <b>6,555</b>     | <b>6,555</b>                   | <b>6,555</b>                   |
| <b>22410EE</b>             | <b>Supplies &amp; Materials</b>                       |                                |                                     |                            |                  |                                |                                |
| 2241201                    | Office Supplies & Stationery                          | 7,439                          | 5,948                               | 27,265                     | 9,150            | 11,990                         | 11,990                         |
| 2241205                    | Food, Ice & Drinking Water                            | 4,411                          | 2,368                               | 6,650                      | 6,000            | 7,150                          | 7,150                          |
| 2241206                    | Publications  | 3,313                          | 1,574                               | 3,800                      | 3,040            | 3,040                          | 3,040                          |
| 2241211                    | Cleaning & Toilet Supplies                            | 4,091                          | 1,746                               | 4,750                      | 4,750            | 4,750                          | 4,750                          |
| 2241212                    | Computer Software Supplies & Materials                | 5,026                          | 2,672                               | 5,320                      | 4,256            | 4,256                          | 4,256                          |
| 2241299                    | Other Supplies & Materials                            | 6,266                          | 189,681                             | 9,025                      | 6,500            | 8,700                          | 8,700                          |
|                            | <b>Supplies &amp; Materials</b>                       | <b>30,546</b>                  | <b>203,989</b>                      | <b>56,810</b>              | <b>33,696</b>    | <b>39,886</b>                  | <b>39,886</b>                  |
| <b>22510EE</b>             | <b>Services</b>                                       |                                |                                     |                            |                  |                                |                                |
| 2251101                    | Printing & Duplication Service                        | 1,698                          | 1,445                               | 3,800                      | 3,040            | 3,040                          | 3,040                          |
| 2251102                    | Advertising & Public Notices                          | 1,515                          | 7,500                               | 26,505                     | 20,924           | 21,924                         | 21,924                         |
| 2251107                    | Workshops, Conferences, Seminars, Meetings & Exhibits | 3,010                          | 7,504                               | 28,880                     | 8,450            | 8,636                          | 8,636                          |
| 2251109                    | Licencing & Inspection of Vehicles                    | 1,950                          | 0                                   | 2,535                      | 2,028            | 2,028                          | 2,028                          |
| 2251111                    | Security Services Contract                            | 1,316,322                      | 1,119,215                           | 1,560,000                  | 1,560,000        | 1,560,000                      | 1,560,000                      |
| 2251115                    | Consultancy Services                                  | 91,861                         | 78,327                              | 200,000                    | 100,000          | 200,000                        | 200,000                        |



| ITEM NO.       | TITLE OF ITEM                                       | PROVISIONAL ACTUAL EXPENDITURE | EXPENDITURE (PROVISIONAL) JUL - MAR | REVISED APPROVED ESTIMATES | ESTIMATES        | PRELIMINARY FORECAST ESTIMATES | PRELIMINARY FORECAST ESTIMATES |
|----------------|---|--------------------------------|-------------------------------------|----------------------------|------------------|--------------------------------|--------------------------------|
|                |   | 2018/2019                      | 2019/2020                           | 2019/2020                  | 2020/2021        | 2021/2022                      | 2022/2023                      |
|                |   | \$                             | \$                                  | \$                         | \$               | \$                             | \$                             |
| 2251128        | Fees & Other Charges                                | 26,639                         | 31,748                              | 7,600                      | 11,600           | 12,000                         | 12,000                         |
| 2251129        | Staff Engagement                                    | 1,262                          | 300                                 | 1,254                      | 627              | 627                            | 627                            |
| 2251302        | Building Maintenance                                | 764                            | 0                                   | 2,375                      | 1,900            | 1,900                          | 1,900                          |
| 2251337        | Operation of Facilities or Other Services           | 2,250                          | 1,856                               | 3,087                      | 4,000            | 4,000                          | 4,000                          |
| 2251345        | Closed Circuit Television (CCTV)                    | 236,720                        | 3,427,696                           | 200,000                    | 1,627,696        | 1,627,696                      | 1,627,696                      |
|                | <b>Services</b>                                     | <b>1,683,991</b>               | <b>4,675,591</b>                    | <b>2,036,036</b>           | <b>3,340,265</b> | <b>3,441,851</b>               | <b>3,441,851</b>               |
| <b>22610EE</b> | <b>Minor Capital Repairs</b>                        |                                |                                     |                            |                  |                                |                                |
| 2261201        | Transportation Equipment Upkeep                     | 4,814                          | 5,149                               | 4,750                      | 4,900            | 4,900                          | 4,900                          |
|                | <b>Minor Capital Repairs</b>                        | <b>4,814</b>                   | <b>5,149</b>                        | <b>4,750</b>               | <b>4,900</b>     | <b>4,900</b>                   | <b>4,900</b>                   |
| <b>22710EE</b> | <b>Operational Expenses</b>                         |                                |                                     |                            |                  |                                |                                |
| 2271018        | Citizens Security                                   | 2,051,068                      | 1,246,497                           | 1,425,000                  | 1,425,000        | 1,425,000                      | 1,425,000                      |
|                | <b>Operational Expenses</b>                         | <b>2,051,068</b>               | <b>1,246,497</b>                    | <b>1,425,000</b>           | <b>1,425,000</b> | <b>1,425,000</b>               | <b>1,425,000</b>               |
| <b>22810EE</b> | <b>Special Financial Transactions</b>               |                                |                                     |                            |                  |                                |                                |
| 2281001        | Special Financial Transactions                      | 0                              | 1,895                               | 1,672,739                  | 1,000,000        | 2,260,778                      | 2,260,778                      |
| 2281105        | VAT Expenses  | 0                              | 0                                   | 95                         | 950              | 950                            | 950                            |
|                | <b>Special Financial Transactions</b>               | <b>0</b>                       | <b>1,895</b>                        | <b>1,672,834</b>           | <b>1,000,950</b> | <b>2,261,728</b>               | <b>2,261,728</b>               |
|                | <b>Use of Goods &amp; Services</b>                  | <b>3,842,378</b>               | <b>6,160,383</b>                    | <b>5,265,273</b>           | <b>5,822,566</b> | <b>7,191,120</b>               | <b>7,191,120</b>               |
| <b>27000EE</b> | <b>Social Benefits</b>                              |                                |                                     |                            |                  |                                |                                |
| <b>27200EE</b> | <b>Social Assistance Benefits</b>                   |                                |                                     |                            |                  |                                |                                |
| 2721107        | Rental Assistance                                   | 0                              | 0                                   | 0                          | 16,000           | 16,000                         | 16,000                         |
| 2721109        | Victim Care Fund                                    | 69,618                         | 0                                   | 0                          | 54,221           | 54,221                         | 54,221                         |
| 2721110        | National Anti-Drug Plan                             | 20,617                         | 38,548                              | 110,000                    | 60,000           | 110,000                        | 110,000                        |
|                | <b>Social Assistance Benefits</b>                   | <b>90,235</b>                  | <b>38,548</b>                       | <b>110,000</b>             | <b>130,221</b>   | <b>180,221</b>                 | <b>180,221</b>                 |
|                | <b>Social Benefits</b>                              | <b>90,235</b>                  | <b>38,548</b>                       | <b>110,000</b>             | <b>130,221</b>   | <b>180,221</b>                 | <b>180,221</b>                 |
| <b>28000EE</b> | <b>Other Payments</b>                               |                                |                                     |                            |                  |                                |                                |
| <b>28200EE</b> | <b>Transfers N.E.C.</b>                             |                                |                                     |                            |                  |                                |                                |
| 2821209        | Contribution - Prison Fellowship                    | 10,824                         | 6,150                               | 12,300                     | 12,300           | 12,608                         | 12,608                         |
|                | <b>Transfers N.E.C.</b>                             | <b>10,824</b>                  | <b>6,150</b>                        | <b>12,300</b>              | <b>12,300</b>    | <b>12,608</b>                  | <b>12,608</b>                  |
|                | <b>OTHER CHARGES</b>                                | <b>10,824</b>                  | <b>6,150</b>                        | <b>12,300</b>              | <b>12,300</b>    | <b>12,608</b>                  | <b>12,608</b>                  |
|                | <b>MINISTRY OF NATIONAL SECURITY TOTAL EXPENSES</b> | <b>5,167,909</b>               | <b>7,330,383</b>                    | <b>6,659,071</b>           | <b>7,416,887</b> | <b>8,844,175</b>               | <b>8,861,522</b>               |

The Accounting Officer for this Head is the PERMANENT SECRETARY

# [Head 030] DEPARTMENT OF IMMIGRATION



| ITEM NO.                   | TITLE OF ITEM                                    | PROVISIONAL ACTUAL EXPENDITURE | EXPENDITURE (PROVISIONAL) JUL - MAR | REVISED APPROVED ESTIMATES | ESTIMATES         | PRELIMINARY FORECAST ESTIMATES | PRELIMINARY FORECAST ESTIMATES |
|----------------------------|--|--------------------------------|-------------------------------------|----------------------------|-------------------|--------------------------------|--------------------------------|
|                            |  | 2018/2019                      | 2019/2020                           | 2019/2020                  | 2020/2021         | 2021/2022                      | 2022/2023                      |
|                            |  | \$                             | \$                                  | \$                         | \$                | \$                             | \$                             |
| <b>PERSONAL EMOLUMENTS</b> |  |                                |                                     |                            |                   |                                |                                |
| <b>21110EE</b>             | <b>Wages &amp; Salaries (In Cash)</b>            |                                |                                     |                            |                   |                                |                                |
| 2111101                    | Salary-Permanent/Pensionable                     | 16,918,603                     | 12,874,291                          | 20,872,380                 | 17,980,433        | 19,284,197                     | 19,329,197                     |
| 2111103                    | Global Provision - New Appts - Monthly Employees | 0                              | 0                                   | 1,728,000                  | 0                 | 1,000,300                      | 1,000,300                      |
| 2111201                    | Regular Weekly Wages                             | 186,753                        | 120,639                             | 179,000                    | 177,195           | 177,195                        | 177,195                        |
|                            | <b>Wages &amp; Salaries (In Cash)</b>            | <b>17,105,356</b>              | <b>12,994,930</b>                   | <b>22,779,380</b>          | <b>18,157,628</b> | <b>20,461,692</b>              | <b>20,506,692</b>              |
| <b>21120EE</b>             | <b>Allowances</b>                                |                                |                                     |                            |                   |                                |                                |
| 2112101                    | Honoraria  | 190,000                        | 142,500                             | 190,000                    | 190,000           | 190,000                        | 190,000                        |
| 2112102                    | Overtime - Monthly Employees (General)           | 1,924,521                      | 1,830,631                           | 2,080,380                  | 2,080,380         | 2,080,380                      | 2,080,380                      |
| 2112103                    | Housing Allowance                                | 0                              | 45,950                              | 47,000                     | 60,000            | 60,000                         | 60,000                         |
| 2112111                    | Shift & On-Call Allowance                        | 608,246                        | 262,992                             | 400,000                    | 400,000           | 400,000                        | 400,000                        |
| 2112112                    | Transport & Mileage Allowance                    | 78,046                         | 54,415                              | 55,000                     | 35,000            | 55,000                         | 55,000                         |
| 2112114                    | Duty Allowance                                   | 0                              | 0                                   | 5,000                      | 4,000             | 5,000                          | 5,000                          |
| 2112115                    | Responsibility Allowance                         | 131,167                        | 36,428                              | 100,000                    | 80,000            | 100,000                        | 100,000                        |
| 2112116                    | Acting Allowance                                 | 0                              | 0                                   | 8,000                      | 6,400             | 8,000                          | 8,000                          |
| 2112124                    | Resettlement Allowance                           | 21,120                         | 23,900                              | 112,000                    | 89,600            | 112,000                        | 112,000                        |
| 2112125                    | Disturbance Allowance/Geographical               | 150,800                        | 101,161                             | 147,600                    | 118,080           | 147,600                        | 147,600                        |
| 2112132                    | Uniform Allowance                                | 1,036,175                      | 1,438,002                           | 170,000                    | 1,500,000         | 1,900,000                      | 1,900,000                      |
|                            | <b>Allowances</b>                                | <b>4,140,075</b>               | <b>3,935,979</b>                    | <b>3,314,980</b>           | <b>4,563,460</b>  | <b>5,057,980</b>               | <b>5,057,980</b>               |
|                            | <b>Personal Emoluments</b>                       | <b>21,245,431</b>              | <b>16,930,909</b>                   | <b>26,094,360</b>          | <b>22,721,088</b> | <b>25,519,672</b>              | <b>25,564,672</b>              |
| <b>22000EE</b>             | <b>Use of Goods &amp; Services</b>               |                                |                                     |                            |                   |                                |                                |
| <b>22111EE</b>             | <b>Domestic Travel &amp; Subsistence</b>         |                                |                                     |                            |                   |                                |                                |
| 2211101                    | Air Transport of Persons Within The Bahamas      | 49,917                         | 23,605                              | 127,644                    | 20,080            | 30,300                         | 30,300                         |
| 2211103                    | Mileage Within The Bahamas                       | 0                              | 140                                 | 2,850                      | 1,920             | 3,000                          | 3,000                          |
| 2211110                    | Subsistence for Travellers Within The Bahamas    | 27,380                         | 115,862                             | 206,950                    | 26,400            | 58,000                         | 58,000                         |
|                            | <b>Domestic Travel &amp; Subsistence</b>         | <b>77,297</b>                  | <b>139,607</b>                      | <b>337,444</b>             | <b>48,400</b>     | <b>91,300</b>                  | <b>91,300</b>                  |
| <b>22112EE</b>             | <b>International Travel &amp; Subsistence</b>    |                                |                                     |                            |                   |                                |                                |
| 2211201                    | Air Transport of Persons Outside The Bahamas     | 0                              | 75                                  | 3,800                      | 1,440             | 6,500                          | 6,500                          |
| 2211210                    | Subsistence for Travellers Outside The Bahamas   | 2,760                          | 1,690                               | 9,500                      | 2,520             | 11,000                         | 11,000                         |
| 2211215                    | Repatriation of Illegal Immigrants               | 1,032,424                      | 905,234                             | 1,140,000                  | 1,072,034         | 1,504,000                      | 1,604,000                      |
|                            | <b>International Travel &amp; Subsistence</b>    | <b>1,035,184</b>               | <b>906,999</b>                      | <b>1,153,300</b>           | <b>1,075,994</b>  | <b>1,521,500</b>               | <b>1,621,500</b>               |
| <b>22210EE</b>             | <b>Rent</b>                                      |                                |                                     |                            |                   |                                |                                |
| 2221101                    | Rent - Living Accommodation (General)            | 694,543                        | 546,354                             | 750,000                    | 800,000           | 800,000                        | 800,000                        |
| 2221102                    | Rent - Office                                    | 87,015                         | 83,020                              | 100,000                    | 100,000           | 100,000                        | 100,000                        |
|                            | <b>Rent</b>                                      | <b>781,558</b>                 | <b>629,374</b>                      | <b>850,000</b>             | <b>900,000</b>    | <b>900,000</b>                 | <b>900,000</b>                 |
| <b>22410EE</b>             | <b>Supplies &amp; Materials</b>                  |                                |                                     |                            |                   |                                |                                |
| 2241201                    | Office Supplies & Stationery                     | 53,902                         | 39,008                              | 102,051                    | 75,120            | 111,553                        | 111,553                        |
| 2241205                    | Food, Ice & Drinking Water                       | 970,204                        | 1,024,711                           | 1,324,528                  | 1,337,832         | 1,345,832                      | 1,345,832                      |

# [Head 030] DEPARTMENT OF IMMIGRATION



| ITEM NO.       | TITLE OF ITEM   | PROVISIONAL ACTUAL EXPENDITURE | EXPENDITURE (PROVISIONAL) JUL - MAR | REVISED APPROVED ESTIMATES | ESTIMATES         | PRELIMINARY FORECAST ESTIMATES | PRELIMINARY FORECAST ESTIMATES |
|----------------|---|--------------------------------|-------------------------------------|----------------------------|-------------------|--------------------------------|--------------------------------|
|                |   | 2018/2019                      | 2019/2020                           | 2019/2020                  | 2020/2021         | 2021/2022                      | 2022/2023                      |
|                |   | \$                             | \$                                  | \$                         | \$                | \$                             | \$                             |
| 2241206        | Publications  | 2,432                          | 1,700                               | 3,952                      | 3,262             | 3,262                          | 3,262                          |
| 2241211        | Cleaning & Toilet Supplies                            | 28,646                         | 44,422                              | 129,656                    | 82,280            | 137,280                        | 137,280                        |
| 2241213        | Clothing & Clothing Supplies                          | 131,165                        | 98,029                              | 134,083                    | 83,700            | 133,700                        | 133,700                        |
| 2241299        | Other Supplies & Materials                            | 236,419                        | 24,848                              | 105,763                    | 57,496            | 107,496                        | 107,496                        |
|                | <b>Supplies &amp; Materials</b>                       | <b>1,422,768</b>               | <b>1,232,718</b>                    | <b>1,800,033</b>           | <b>1,639,690</b>  | <b>1,839,123</b>               | <b>1,839,123</b>               |
| <b>22510EE</b> | <b>Services</b>                                       |                                |                                     |                            |                   |                                |                                |
| 2251101        | Printing & Duplication Service                        | 299,135                        | 186,357                             | 237,500                    | 232,688           | 237,400                        | 237,400                        |
| 2251102        | Advertising & Public Notices                          | 338                            | 731                                 | 5,320                      | 4,756             | 4,756                          | 4,756                          |
| 2251107        | Workshops, Conferences, Seminars, Meetings & Exhibits | 1,855                          | 19,550                              | 23,750                     | 19,000            | 19,000                         | 19,000                         |
| 2251108        | Tuition, Training, In-service Awards, Subsistence     | 4,048                          | 5,450                               | 9,500                      | 7,600             | 7,600                          | 7,600                          |
| 2251109        | Licencing & Inspection of Vehicles                    | 10,357                         | 585                                 | 35,000                     | 30,795            | 30,795                         | 30,795                         |
| 2251115        | Consultancy Services                                  | 6,300,000                      | 3,254,795                           | 6,300,000                  | 4,750,000         | 0                              | 0                              |
| 2251128        | Fees & Other Charges                                  | 49,864                         | 30,149                              | 40,700                     | 32,300            | 48,300                         | 48,300                         |
| 2251129        | Staff Engagement                                      | 12,512                         | 8,149                               | 16,758                     | 8,379             | 8,379                          | 8,379                          |
| 2251199        | Other Services  | 0                              | 0                                   | 0                          | 500               | 500                            | 500                            |
| 2251203        | Freight & Express                                     | 17,169                         | 14,137                              | 23,750                     | 19,400            | 19,400                         | 19,400                         |
| 2251302        | Building Maintenance                                  | 47,910                         | 60,304                              | 66,500                     | 49,600            | 69,600                         | 69,600                         |
| 2251306        | Computers, Business Machines & Related Equipment      | 139,341                        | 3,860                               | 142,500                    | 55,400            | 55,400                         | 55,400                         |
| 2251337        | Operation of Facilities or Other Services             | 120,671                        | 197,939                             | 110,000                    | 118,750           | 119,750                        | 119,750                        |
|                | <b>Services</b>                                       | <b>7,003,200</b>               | <b>3,782,006</b>                    | <b>7,011,278</b>           | <b>5,329,168</b>  | <b>620,880</b>                 | <b>620,880</b>                 |
| <b>22610EE</b> | <b>Minor Capital Repairs</b>                          |                                |                                     |                            |                   |                                |                                |
| 2261201        | Transportation Equipment Upkeep                       | 53,757                         | 64,180                              | 95,000                     | 55,000            | 100,000                        | 100,000                        |
|                | <b>Minor Capital Repairs</b>                          | <b>53,757</b>                  | <b>64,180</b>                       | <b>95,000</b>              | <b>55,000</b>     | <b>100,000</b>                 | <b>100,000</b>                 |
| <b>22810EE</b> | <b>Special Financial Transactions</b>                 |                                |                                     |                            |                   |                                |                                |
| 2281105        | VAT Expenses  | 12                             | 203                                 | 950                        | 950               | 950                            | 950                            |
|                | <b>Special Financial Transactions</b>                 | <b>12</b>                      | <b>203</b>                          | <b>950</b>                 | <b>950</b>        | <b>950</b>                     | <b>950</b>                     |
|                | <b>Use of Goods &amp; Services</b>                    | <b>10,373,776</b>              | <b>6,755,087</b>                    | <b>11,248,005</b>          | <b>9,049,202</b>  | <b>5,073,753</b>               | <b>5,173,753</b>               |
| <b>27000EE</b> | <b>Social Benefits</b>                                |                                |                                     |                            |                   |                                |                                |
| <b>27200EE</b> | <b>Social Assistance Benefits</b>                     |                                |                                     |                            |                   |                                |                                |
| 2721107        | Rental Assistance                                     | 44,150                         | 62,900                              | 254,500                    | 0                 | 0                              | 0                              |
|                | <b>Social Assistance Benefits</b>                     | <b>44,150</b>                  | <b>62,900</b>                       | <b>254,500</b>             | <b>0</b>          | <b>0</b>                       | <b>0</b>                       |
|                | <b>Social Benefits</b>                                | <b>44,150</b>                  | <b>62,900</b>                       | <b>254,500</b>             | <b>0</b>          | <b>0</b>                       | <b>0</b>                       |
|                | <b>DEPARTMENT OF IMMIGRATION TOTAL EXPENSES</b>       | <b>31,663,357</b>              | <b>23,748,896</b>                   | <b>37,596,865</b>          | <b>31,770,290</b> | <b>30,593,425</b>              | <b>30,738,425</b>              |

The Accounting Officer for this Head is the DIRECTOR

# [Head 031] ROYAL BAHAMAS POLICE FORCE



| ITEM NO.                   | TITLE OF ITEM                                    | PROVISIONAL ACTUAL EXPENDITURE | EXPENDITURE (PROVISIONAL) | REVISED APPROVED ESTIMATES | PRELIMINARY FORECAST ESTIMATES | PRELIMINARY FORECAST ESTIMATES |                    |
|----------------------------|--|--------------------------------|---------------------------|----------------------------|--------------------------------|--------------------------------|--------------------|
|                            |  |                                | JUL - MAR                 |                            |                                |                                |                    |
|                            |  | 2018/2019<br>\$                | 2019/2020<br>\$           | 2019/2020<br>\$            | 2020/2021<br>\$                | 2021/2022<br>\$                | 2022/2023<br>\$    |
| <b>PERSONAL EMOLUMENTS</b> |  |                                |                           |                            |                                |                                |                    |
| <b>21110EE</b>             | <b>Wages &amp; Salaries (In Cash)</b>            |                                |                           |                            |                                |                                |                    |
| 2111101                    | Salary-Permanent/Pensionable                     | 92,693,129                     | 71,346,202                | 91,000,030                 | 93,872,970                     | 94,448,437                     | 95,023,904         |
| 2111102                    | Salary-Contract Workers                          | 299,203                        | 202,163                   | 331,700                    | 342,500                        | 342,500                        | 342,500            |
| 2111103                    | Global Provision - New Appts - Monthly Employees | 0                              | 1,632,000                 | 1,557,102                  | 0                              | 2,000,000                      | 2,500,000          |
| 2111104                    | Salary Adjustments                               | 0                              | 0                         | 1,000,000                  | 0                              | 1,000,000                      | 1,000,000          |
| 2111201                    | Regular Weekly Wages                             | 434,147                        | 239,916                   | 335,259                    | 443,021                        | 443,021                        | 443,021            |
|                            | <b>Wages &amp; Salaries (In Cash)</b>            | <b>93,426,479</b>              | <b>73,420,281</b>         | <b>94,224,091</b>          | <b>94,658,491</b>              | <b>98,233,958</b>              | <b>99,309,425</b>  |
| <b>21120EE</b>             | <b>Allowances</b>                                |                                |                           |                            |                                |                                |                    |
| 2112101                    | Honoraria  | 0                              | 0                         | 0                          | 30,000                         | 30,000                         | 30,000             |
| 2112102                    | Overtime - Monthly Employees (General)           | 4,930                          | 0                         | 0                          | 0                              | 0                              | 0                  |
| 2112105                    | Risk & Hazard Allowance                          | 4,783                          | 43,350                    | 63,000                     | 63,000                         | 70,000                         | 70,000             |
| 2112107                    | Technical Allowance                              | 75,947                         | 55,943                    | 89,700                     | 74,195                         | 74,195                         | 74,195             |
| 2112108                    | Special Allowance (Additional Qualifications)    | 75,826                         | 71,163                    | 102,500                    | 102,800                        | 120,000                        | 120,000            |
| 2112112                    | Transport & Mileage Allowance                    | 171,774                        | 130,983                   | 186,919                    | 163,000                        | 163,000                        | 163,000            |
| 2112115                    | Responsibility Allowance                         | 319,209                        | 263,635                   | 354,500                    | 357,000                        | 357,000                        | 357,000            |
| 2112116                    | Acting Allowance                                 | 358                            | 1,397                     | 15,000                     | 5,000                          | 5,000                          | 5,000              |
| 2112117                    | Hardship Allowance                               | 217,961                        | 204,391                   | 320,582                    | 197,000                        | 197,000                        | 197,000            |
| 2112118                    | General Allowance (Police)                       | 6,748,509                      | 5,056,727                 | 7,367,200                  | 7,298,400                      | 7,298,400                      | 7,298,400          |
| 2112121                    | Specialist Allowance (Police)                    | 407,551                        | 332,327                   | 492,434                    | 425,000                        | 425,000                        | 425,000            |
| 2112131                    | Reserves Allowance                               | 6,107,828                      | 4,089,069                 | 6,400,000                  | 5,558,563                      | 5,558,563                      | 6,058,563          |
|                            | <b>Allowances</b>                                | <b>14,134,676</b>              | <b>10,248,985</b>         | <b>15,391,835</b>          | <b>14,273,958</b>              | <b>14,298,158</b>              | <b>14,798,158</b>  |
|                            | <b>Personal Emoluments</b>                       | <b>107,561,155</b>             | <b>83,669,266</b>         | <b>109,615,926</b>         | <b>108,932,449</b>             | <b>112,532,116</b>             | <b>114,107,583</b> |
| <b>22000EE</b>             | <b>Use of Goods &amp; Services</b>               |                                |                           |                            |                                |                                |                    |
| <b>22111EE</b>             | <b>Domestic Travel &amp; Subsistence</b>         |                                |                           |                            |                                |                                |                    |
| 2211101                    | Air Transport of Persons Within The Bahamas      | 1,143,858                      | 344,275                   | 529,200                    | 333,888                        | 633,888                        | 653,888            |
| 2211110                    | Subsistence for Travellers Within The Bahamas    | 622,360                        | 494,814                   | 2,370,781                  | 469,778                        | 622,628                        | 672,628            |
| 2211111                    | Subsistence for Witnesses                        | 1,331                          | 0                         | 2,850                      | 2,850                          | 2,850                          | 2,850              |
|                            | <b>Domestic Travel &amp; Subsistence</b>         | <b>1,767,549</b>               | <b>839,089</b>            | <b>2,902,831</b>           | <b>806,516</b>                 | <b>1,259,366</b>               | <b>1,329,366</b>   |
| <b>22112EE</b>             | <b>International Travel &amp; Subsistence</b>    |                                |                           |                            |                                |                                |                    |
| 2211201                    | Air Transport of Persons Outside The Bahamas     | 84,164                         | 33,860                    | 95,000                     | 25,800                         | 50,800                         | 50,800             |
| 2211210                    | Subsistence for Travellers Outside The Bahamas   | 81,912                         | 58,393                    | 80,869                     | 19,373                         | 39,373                         | 39,373             |
| 2211214                    | Incidental Travel Expenses Outside The Bahamas   | 1,299                          | 1,160                     | 2,850                      | 684                            | 684                            | 684                |
|                            | <b>International Travel &amp; Subsistence</b>    | <b>167,375</b>                 | <b>93,413</b>             | <b>178,719</b>             | <b>45,857</b>                  | <b>90,857</b>                  | <b>90,857</b>      |
| <b>22113EE</b>             | <b>Other Travel &amp; Subsistence</b>            |                                |                           |                            |                                |                                |                    |
| 2211399                    | Other Travel & Subsistence                       | 1,980                          | 1,806                     | 2,850                      | 684                            | 684                            | 684                |
|                            | <b>Other Travel &amp; Subsistence</b>            | <b>1,980</b>                   | <b>1,806</b>              | <b>2,850</b>               | <b>684</b>                     | <b>684</b>                     | <b>684</b>         |

# [Head 031] ROYAL BAHAMAS POLICE FORCE



| ITEM NO.       | TITLE OF ITEM   | PROVISIONAL ACTUAL EXPENDITURE | EXPENDITURE (PROVISIONAL) | REVISED APPROVED ESTIMATES | ESTIMATES        | PRELIMINARY FORECAST ESTIMATES | PRELIMINARY FORECAST ESTIMATES |
|----------------|---|--------------------------------|---------------------------|----------------------------|------------------|--------------------------------|--------------------------------|
|                |   | 2018/2019                      | JUL - MAR 2019/2020       | 2019/2020                  | 2020/2021        | 2021/2022                      | 2022/2023                      |
|                |   | \$                             | \$                        | \$                         | \$               | \$                             | \$                             |
| <b>22210EE</b> | <b>Rent</b>   |                                |                           |                            |                  |                                |                                |
| 2221101        | Rent - Living Accommodation (General)                 | 3,105,695                      | 2,507,077                 | 3,015,000                  | 2,718,500        | 2,718,500                      | 2,718,500                      |
| 2221102        | Rent - Office   | 193,762                        | 106,371                   | 195,105                    | 195,105          | 195,105                        | 195,105                        |
|                | <b>Rent</b>   | <b>3,299,457</b>               | <b>2,613,448</b>          | <b>3,210,105</b>           | <b>2,913,605</b> | <b>2,913,605</b>               | <b>2,913,605</b>               |
| <b>22410EE</b> | <b>Supplies &amp; Materials</b>                       |                                |                           |                            |                  |                                |                                |
| 2241101        | Gasoline  | 0                              | 0                         | 0                          | 1,700,000        | 1,700,000                      | 1,700,000                      |
| 2241102        | Aviation Fuel   | 53,567                         | 8,017                     | 125,000                    | 100,000          | 100,000                        | 105,000                        |
| 2241103        | Propane Gas   | 984                            | 750                       | 2,500                      | 2,500            | 2,500                          | 2,625                          |
| 2241104        | Oil & Lubricants                                      | 33,294                         | 17,472                    | 60,000                     | 55,000           | 55,900                         | 58,317                         |
| 2241106        | Diesel  | 0                              | 0                         | 0                          | 200,000          | 200,000                        | 200,000                        |
| 2241199        | Other Fuel & Gasses                                   | 228                            | 278                       | 1,000                      | 1,000            | 1,000                          | 1,050                          |
| 2241201        | Office Supplies & Stationery                          | 85,175                         | 55,147                    | 106,875                    | 93,000           | 93,150                         | 93,244                         |
| 2241203        | Drugs & Vaccines                                      | 3,261                          | 6,811                     | 11,000                     | 11,000           | 11,000                         | 11,550                         |
| 2241204        | Medical & Surgical Supplies                           | 78,042                         | 42,612                    | 101,850                    | 90,000           | 94,407                         | 97,276                         |
| 2241205        | Food, Ice & Drinking Water                            | 930,684                        | 623,816                   | 764,275                    | 764,275          | 801,201                        | 825,752                        |
| 2241206        | Publications  | 4,024                          | 110                       | 4,750                      | 3,800            | 3,800                          | 3,800                          |
| 2241211        | Cleaning & Toilet Supplies                            | 75,971                         | 115,892                   | 218,025                    | 175,000          | 181,803                        | 188,024                        |
| 2241212        | Computer Software Supplies & Materials                | 29,382                         | 38,903                    | 85,500                     | 68,400           | 68,400                         | 68,400                         |
| 2241213        | Clothing & Clothing Supplies                          | 1,194,872                      | 543,153                   | 1,065,000                  | 800,000          | 821,000                        | 853,228                        |
| 2241214        | Food (For Animals)                                    | 3,098                          | 3,814                     | 20,000                     | 20,000           | 20,000                         | 21,000                         |
| 2241299        | Other Supplies & Materials                            | 34,522                         | 21,646                    | 28,500                     | 22,800           | 22,800                         | 22,800                         |
|                | <b>Supplies &amp; Materials</b>                       | <b>2,527,104</b>               | <b>1,478,421</b>          | <b>2,594,275</b>           | <b>4,106,775</b> | <b>4,176,961</b>               | <b>4,252,066</b>               |
| <b>22510EE</b> | <b>Services</b>                                       |                                |                           |                            |                  |                                |                                |
| 2251101        | Printing & Duplication Service                        | 55,810                         | 49,499                    | 163,210                    | 129,612          | 130,062                        | 130,347                        |
| 2251102        | Advertising & Public Notices                          | 955                            | 0                         | 2,850                      | 2,280            | 2,280                          | 2,280                          |
| 2251107        | Workshops, Conferences, Seminars, Meetings & Exhibits | 6,746                          | 1,415                     | 19,001                     | 15,200           | 15,200                         | 15,200                         |
| 2251108        | Tuition, Training, In-service Awards, Subsistence     | 142,931                        | 35,738                    | 198,550                    | 50,000           | 157,500                        | 162,225                        |
| 2251109        | Licensing & Inspection of Vehicles                    | 133,216                        | 124,304                   | 140,600                    | 140,600          | 140,600                        | 147,630                        |
| 2251110        | Postage, Postal Machines & Services                   | 110                            | 30                        | 476                        | 380              | 380                            | 380                            |
| 2251115        | Consultancy Services                                  | 50,992                         | 4,950                     | 57,000                     | 63,900           | 63,900                         | 63,900                         |
| 2251128        | Fees & Other Charges                                  | 394,501                        | 258,456                   | 356,250                    | 356,221          | 373,876                        | 384,998                        |
| 2251129        | Staff Engagement                                      | 130,787                        | 157,660                   | 114,000                    | 57,000           | 57,000                         | 57,000                         |
| 2251135        | Transportation of Bodies For Post Mortem              | 356,815                        | 179,687                   | 665,375                    | 250,000          | 315,000                        | 324,450                        |
| 2251201        | Local Transportation of Goods                         | 64,869                         | 38,621                    | 103,361                    | 81,088           | 81,458                         | 82,191                         |
| 2251203        | Freight & Express                                     | 17,121                         | 24,815                    | 35,750                     | 19,000           | 19,000                         | 19,000                         |
| 2251302        | Building Maintenance                                  | 723,689                        | 840,128                   | 1,113,305                  | 1,000,889        | 1,146,961                      | 1,181,837                      |
| 2251303        | Equipment Maintenance                                 | 760,009                        | 311,546                   | 451,250                    | 384,845          | 454,845                        | 477,587                        |
| 2251305        | Maintenance Contracts - Air Conditioning System       | 66,436                         | 77,319                    | 85,500                     | 85,500           | 85,500                         | 89,775                         |
| 2251306        | Computers, Business Machines & Related Equipment      | 1,921                          | 1,515                     | 7,600                      | 6,080            | 6,080                          | 6,080                          |
| 2251307        | Maintenance of Generators, A/C & Other Machinery      | 207,386                        | 86,416                    | 261,250                    | 240,000          | 250,000                        | 262,500                        |
| 2251308        | Maintenance of Communication Equipment                | 64,227                         | 44,445                    | 64,600                     | 63,840           | 63,840                         | 66,880                         |
| 2251321        | Fumigation & Pest Control                             | 10,955                         | 7,315                     | 17,100                     | 13,680           | 13,680                         | 13,680                         |

# [Head 031] ROYAL BAHAMAS POLICE FORCE



| ITEM NO.       | TITLE OF ITEM                                      | PROVISIONAL ACTUAL EXPENDITURE | EXPENDITURE (PROVISIONAL) JUL - MAR | REVISED APPROVED ESTIMATES | ESTIMATES          | PRELIMINARY FORECAST ESTIMATES | PRELIMINARY FORECAST ESTIMATES |
|----------------|--|--------------------------------|-------------------------------------|----------------------------|--------------------|--------------------------------|--------------------------------|
|                |  | 2018/2019                      | 2019/2020                           | 2019/2020                  | 2020/2021          | 2021/2022                      | 2022/2023                      |
|                |  | \$                             | \$                                  | \$                         | \$                 | \$                             | \$                             |
| 2251322        | Office Furniture Upkeep                            | 21                             | 270                                 | 950                        | 760                | 760                            | 760                            |
| 2251324        | Maintenance Implements & Tools                     | 587                            | 322                                 | 950                        | 760                | 760                            | 760                            |
| 2251325        | Maintenance - Fire Prevention/Protection Equipment | 66,872                         | 23,216                              | 66,500                     | 65,360             | 65,360                         | 68,400                         |
| 2251330        | Upkeep & Maintenance of Instruments & Apparatus    | 356,892                        | 226,076                             | 335,350                    | 224,430            | 288,037                        | 296,610                        |
| 2251337        | Operation of Facilities or Other Services          | 1,160,285                      | 787,666                             | 876,161                    | 840,211            | 875,211                        | 918,782                        |
| 2251339        | Janitorial Service Contracts                       | 79,637                         | 34,657                              | 66,500                     | 57,380             | 57,380                         | 58,425                         |
|                | <b>Services</b>                                    | <b>4,853,770</b>               | <b>3,316,066</b>                    | <b>5,203,439</b>           | <b>4,149,016</b>   | <b>4,664,670</b>               | <b>4,831,677</b>               |
| <b>22610EE</b> | <b>Minor Capital Repairs</b>                       |                                |                                     |                            |                    |                                |                                |
| 2261201        | Transportation Equipment Upkeep                    | 1,263,018                      | 1,136,901                           | 1,425,000                  | 863,255            | 898,600                        | 943,150                        |
| 2261203        | Maintenance & Upkeep of Sea Crafts                 | 95,108                         | 54,892                              | 142,500                    | 115,200            | 115,200                        | 115,200                        |
| 2261204        | Maintenance & Upkeep of Air Crafts                 | 83,390                         | 79,363                              | 136,500                    | 104,500            | 104,500                        | 104,500                        |
|                | <b>Minor Capital Repairs</b>                       | <b>1,441,516</b>               | <b>1,271,156</b>                    | <b>1,704,000</b>           | <b>1,082,955</b>   | <b>1,118,300</b>               | <b>1,162,850</b>               |
| <b>22810EE</b> | <b>Special Financial Transactions</b>              |                                |                                     |                            |                    |                                |                                |
| 2281105        | VAT Expenses                                       | 0                              | 0                                   | 950                        | 950                | 950                            | 950                            |
|                | <b>Special Financial Transactions</b>              | <b>0</b>                       | <b>0</b>                            | <b>950</b>                 | <b>950</b>         | <b>950</b>                     | <b>950</b>                     |
|                | <b>Use of Goods &amp; Services</b>                 | <b>14,058,751</b>              | <b>9,613,399</b>                    | <b>15,797,169</b>          | <b>13,106,358</b>  | <b>14,225,393</b>              | <b>14,582,055</b>              |
| <b>27000EE</b> | <b>Social Benefits</b>                             |                                |                                     |                            |                    |                                |                                |
| <b>27300EE</b> | <b>Pensions &amp; Gratuities</b>                   |                                |                                     |                            |                    |                                |                                |
| 2731301        | Official Funeral                                   | 0                              | 0                                   | 10,000                     | 10,000             | 10,000                         | 10,000                         |
|                | <b>Pensions &amp; Gratuities</b>                   | <b>0</b>                       | <b>0</b>                            | <b>10,000</b>              | <b>10,000</b>      | <b>10,000</b>                  | <b>10,000</b>                  |
|                | <b>Social Benefits</b>                             | <b>0</b>                       | <b>0</b>                            | <b>10,000</b>              | <b>10,000</b>      | <b>10,000</b>                  | <b>10,000</b>                  |
| <b>28000EE</b> | <b>Other Payments</b>                              |                                |                                     |                            |                    |                                |                                |
| <b>28200EE</b> | <b>Transfers N.E.C.</b>                            |                                |                                     |                            |                    |                                |                                |
| 2821105        | Compensation For Loss & Damages                    | 363,310                        | 260,084                             | 380,000                    | 220,000            | 270,000                        | 283,500                        |
|                | <b>Transfers N.E.C.</b>                            | <b>363,310</b>                 | <b>260,084</b>                      | <b>380,000</b>             | <b>220,000</b>     | <b>270,000</b>                 | <b>283,500</b>                 |
|                | <b>OTHER CHARGES</b>                               | <b>363,310</b>                 | <b>260,084</b>                      | <b>380,000</b>             | <b>220,000</b>     | <b>270,000</b>                 | <b>283,500</b>                 |
|                | <b>ROYAL BAHAMAS POLICE FORCE TOTAL EXPENSES</b>   | <b>121,983,216</b>             | <b>93,542,749</b>                   | <b>125,803,095</b>         | <b>122,268,807</b> | <b>127,037,509</b>             | <b>128,983,138</b>             |

The Accounting Officer for this Head is the COMMISSIONER



# [Head 032] ROYAL BAHAMAS DEFENCE FORCE



| ITEM NO.                   | TITLE OF ITEM                                  | PROVISIONAL ACTUAL EXPENDITURE | EXPENDITURE (PROVISIONAL) | REVISED APPROVED ESTIMATES | ESTIMATES         | PRELIMINARY FORECAST ESTIMATES | PRELIMINARY FORECAST ESTIMATES |
|----------------------------|--|--------------------------------|---------------------------|----------------------------|-------------------|--------------------------------|--------------------------------|
|                            |  | 2018/2019                      | JUL - MAR 2019/2020       | 2019/2020                  | 2020/2021         | 2021/2022                      | 2022/2023                      |
|                            |  | \$                             | \$                        | \$                         | \$                | \$                             | \$                             |
| <b>PERSONAL EMOLUMENTS</b> |  |                                |                           |                            |                   |                                |                                |
| <b>21110EE</b>             | <b>Wages &amp; Salaries (In Cash)</b>          |                                |                           |                            |                   |                                |                                |
| 2111101                    | Salary-Permanent/Pensionable                   | 47,328,750                     | 38,065,235                | 45,855,520                 | 46,486,268        | 47,835,707                     | 48,792,420                     |
| 2111102                    | Salary-Contract Workers                        | 20,859                         | 0                         | 101,100                    | 101,100           | 103,628                        | 103,628                        |
| 2111104                    | Salary Adjustments                             | 14,739                         | 0                         | 800,000                    | 300,000           | 800,000                        | 800,000                        |
| 2111201                    | Regular Weekly Wages                           | 342,058                        | 151,487                   | 2,000,000                  | 0                 | 2,100,000                      | 2,100,000                      |
|                            | <b>Wages &amp; Salaries (In Cash)</b>          | <b>47,706,406</b>              | <b>38,216,722</b>         | <b>48,756,620</b>          | <b>46,887,368</b> | <b>50,839,335</b>              | <b>51,796,048</b>              |
| <b>21120EE</b>             | <b>Allowances</b>                              |                                |                           |                            |                   |                                |                                |
| 2112101                    | Honoraria                                      | 204,370                        | 124,425                   | 280,000                    | 150,000           | 205,000                        | 205,000                        |
| 2112102                    | Overtime - Monthly Employees (General)         | 116,534                        | 50,240                    | 86,235                     | 86,235            | 88,391                         | 88,391                         |
| 2112107                    | Technical Allowance                            | 70,834                         | 48,360                    | 93,400                     | 74,720            | 95,735                         | 95,735                         |
| 2112108                    | Special Allowance (Additional Qualifications)  | 61,603                         | 46,145                    | 61,700                     | 49,360            | 63,243                         | 63,243                         |
| 2112112                    | Transport & Mileage Allowance                  | 31,880                         | 22,198                    | 27,000                     | 21,600            | 28,500                         | 28,500                         |
| 2112115                    | Responsibility Allowance                       | 29,500                         | 19,509                    | 57,500                     | 46,000            | 65,000                         | 65,000                         |
| 2112131                    | Reserves Allowance                             | 12,676                         | 14,421                    | 54,900                     | 43,920            | 56,273                         | 56,273                         |
| 2112132                    | Uniform Allowance                              | 3,460,141                      | 2,695,781                 | 3,850,000                  | 3,296,000         | 3,880,000                      | 3,880,000                      |
| 2112199                    | Other Allowances                               | 4,954                          | 278                       | 90,000                     | 72,000            | 92,250                         | 92,250                         |
|                            | <b>Allowances</b>                              | <b>3,992,492</b>               | <b>3,021,357</b>          | <b>4,600,735</b>           | <b>3,839,835</b>  | <b>4,574,392</b>               | <b>4,574,392</b>               |
|                            | <b>Personal Emoluments</b>                     | <b>51,698,898</b>              | <b>41,238,079</b>         | <b>53,357,355</b>          | <b>50,727,203</b> | <b>55,413,727</b>              | <b>56,370,440</b>              |
| <b>22000EE</b>             | <b>Use of Goods &amp; Services</b>             |                                |                           |                            |                   |                                |                                |
| <b>22111EE</b>             | <b>Domestic Travel &amp; Subsistence</b>       |                                |                           |                            |                   |                                |                                |
| 2211101                    | Air Transport of Persons Within The Bahamas    | 262,257                        | 118,340                   | 289,660                    | 88,000            | 190,000                        | 190,000                        |
| 2211110                    | Subsistence for Travellers Within The Bahamas  | 36,950                         | 36,371                    | 71,252                     | 45,602            | 71,252                         | 71,252                         |
|                            | <b>Domestic Travel &amp; Subsistence</b>       | <b>299,207</b>                 | <b>154,711</b>            | <b>360,912</b>             | <b>133,602</b>    | <b>261,252</b>                 | <b>261,252</b>                 |
| <b>22112EE</b>             | <b>International Travel &amp; Subsistence</b>  |                                |                           |                            |                   |                                |                                |
| 2211201                    | Air Transport of Persons Outside The Bahamas   | 60,792                         | 33,531                    | 72,200                     | 17,328            | 72,200                         | 72,200                         |
| 2211210                    | Subsistence for Travellers Outside The Bahamas | 51,674                         | 13,757                    | 71,257                     | 17,102            | 71,257                         | 71,257                         |
|                            | <b>International Travel &amp; Subsistence</b>  | <b>112,466</b>                 | <b>47,288</b>             | <b>143,457</b>             | <b>34,430</b>     | <b>143,457</b>                 | <b>143,457</b>                 |
| <b>22210EE</b>             | <b>Rent</b>                                    |                                |                           |                            |                   |                                |                                |
| 2221101                    | Rent - Living Accommodation (General)          | 258,000                        | 215,000                   | 258,000                    | 258,000           | 264,450                        | 264,450                        |
|                            | <b>Rent</b>                                    | <b>258,000</b>                 | <b>215,000</b>            | <b>258,000</b>             | <b>258,000</b>    | <b>264,450</b>                 | <b>264,450</b>                 |
| <b>22310EE</b>             | <b>Utilities &amp; Communication</b>           |                                |                           |                            |                   |                                |                                |
| 2231107                    | Satellite Communications                       | 0                              | 0                         | 0                          | 80,000            | 80,000                         | 80,000                         |
|                            | <b>Utilities &amp; Communication</b>           | <b>0</b>                       | <b>0</b>                  | <b>0</b>                   | <b>80,000</b>     | <b>80,000</b>                  | <b>80,000</b>                  |
| <b>22410EE</b>             | <b>Supplies &amp; Materials</b>                |                                |                           |                            |                   |                                |                                |
| 2241101                    | Gasoline                                       | 0                              | 0                         | 0                          | 500,000           | 500,000                        | 500,000                        |
| 2241102                    | Aviation Fuel                                  | 133,447                        | 89,058                    | 200,000                    | 176,000           | 343,736                        | 343,736                        |
| 2241103                    | Propane Gas                                    | 36,117                         | 9,405                     | 24,000                     | 19,200            | 30,000                         | 30,000                         |
| 2241104                    | Oil & Lubricants                               | 47,499                         | 62,616                    | 69,600                     | 59,680            | 78,330                         | 82,246                         |
| 2241106                    | Diesel   | 0                              | 0                         | 0                          | 2,200,000         | 2,200,000                      | 2,200,000                      |

# [Head 032] ROYAL BAHAMAS DEFENCE FORCE



| ITEM NO.       | TITLE OF ITEM                                     | PROVISIONAL ACTUAL EXPENDITURE | EXPENDITURE (PROVISIONAL) JUL - MAR | REVISED APPROVED ESTIMATES | ESTIMATES        | PRELIMINARY FORECAST ESTIMATES | PRELIMINARY FORECAST ESTIMATES |
|----------------|---|--------------------------------|-------------------------------------|----------------------------|------------------|--------------------------------|--------------------------------|
|                |   | 2018/2019                      | 2019/2020                           | 2019/2020                  | 2020/2021        | 2021/2022                      | 2022/2023                      |
|                |   | \$                             | \$                                  | \$                         | \$               | \$                             | \$                             |
| 2241199        | Other Fuel & Gasses                               | 1,304                          | 392                                 | 1,500                      | 1,200            | 1,538                          | 1,538                          |
| 2241201        | Office Supplies & Stationery                      | 38,748                         | 14,895                              | 39,376                     | 31,501           | 39,876                         | 40,000                         |
| 2241202        | Small Equipment & Tools                           | 718                            | 153                                 | 950                        | 760              | 1,025                          | 1,025                          |
| 2241203        | Drugs & Vaccines                                  | 47,380                         | 1,631                               | 30,000                     | 24,000           | 30,000                         | 30,000                         |
| 2241204        | Medical & Surgical Supplies                       | 14,013                         | 4,692                               | 24,000                     | 19,200           | 24,600                         | 24,600                         |
| 2241205        | Food, Ice & Drinking Water                        | 1,606,465                      | 995,942                             | 3,019,999                  | 1,200,000        | 1,600,000                      | 1,700,000                      |
| 2241206        | Publications                                      | 2,600                          | 2,284                               | 4,005                      | 3,204            | 4,321                          | 4,321                          |
| 2241207        | Ceremonial Events                                 | 5,561                          | 3,676                               | 6,384                      | 5,107            | 6,888                          | 6,888                          |
| 2241211        | Cleaning & Toilet Supplies                        | 123,647                        | 88,607                              | 259,886                    | 99,109           | 133,886                        | 13,886                         |
| 2241212        | Computer Software Supplies & Materials            | 1,973                          | 165                                 | 7,125                      | 5,700            | 7,688                          | 7,688                          |
| 2241213        | Clothing & Clothing Supplies                      | 561,413                        | 356,233                             | 484,270                    | 387,416          | 508,483                        | 533,907                        |
| 2241214        | Food (For Animals)                                | 0                              | 2,533                               | 10,000                     | 8,000            | 10,000                         | 10,000                         |
| 2241215        | Electrical Supplies & Parts                       | 2,328                          | 1,734                               | 4,085                      | 3,268            | 4,408                          | 4,408                          |
| 2241218        | Spare Parts - Marine Equipment                    | 161,154                        | 54,013                              | 120,137                    | 96,110           | 145,000                        | 145,000                        |
| 2241219        | Uniform Supplies                                  | 9,707                          | 0                                   | 0                          | 0                | 0                              | 0                              |
| 2241220        | Educational Supplies                              | 4,567                          | 1,850                               | 4,655                      | 3,724            | 4,900                          | 4,900                          |
| 2241299        | Other Supplies & Materials                        | 103,292                        | 56,233                              | 131,296                    | 65,037           | 96,000                         | 96,000                         |
|                | <b>Supplies &amp; Materials</b>                   | <b>2,901,933</b>               | <b>1,746,112</b>                    | <b>4,441,268</b>           | <b>4,908,216</b> | <b>5,770,679</b>               | <b>5,780,143</b>               |
| <b>22510EE</b> | <b>Services</b>                                   |                                |                                     |                            |                  |                                |                                |
| 2251101        | Printing & Duplication Service                    | 5,152                          | 72                                  | 10,261                     | 6,567            | 6,567                          | 6,567                          |
| 2251102        | Advertising & Public Notices                      | 869                            | 0                                   | 2,204                      | 1,763            | 2,378                          | 2,378                          |
| 2251108        | Tuition, Training, In-service Awards, Subsistence | 339,503                        | 228,647                             | 358,720                    | 286,976          | 389,540                        | 389,540                        |
| 2251109        | Licencing & Inspection of Vehicles                | 8,960                          | 1,639                               | 16,800                     | 17,440           | 21,500                         | 22,500                         |
| 2251128        | Fees & Other Charges                              | 81,708                         | 66,165                              | 41,325                     | 33,060           | 50,000                         | 50,000                         |
| 2251129        | Staff Engagement                                  | 46,883                         | 35,558                              | 54,530                     | 27,265           | 27,265                         | 27,265                         |
| 2251201        | Local Transportation of Goods                     | 609                            | 532                                 | 1,235                      | 988              | 1,333                          | 1,333                          |
| 2251203        | Freight & Express                                 | 21,855                         | 4,962                               | 7,885                      | 5,046            | 5,046                          | 5,046                          |
| 2251302        | Building Maintenance                              | 70,814                         | 20,978                              | 92,148                     | 73,718           | 92,148                         | 92,148                         |
| 2251303        | Equipment Maintenance                             | 1,728                          | 1,111                               | 2,375                      | 1,900            | 2,563                          | 2,563                          |
| 2251306        | Computers, Business Machines & Related Equipment  | 3,980                          | 3,088                               | 9,975                      | 7,980            | 16,388                         | 16,388                         |
| 2251307        | Maintenance of Generators, A/C & Other Machinery  | 35,709                         | 28,482                              | 35,055                     | 28,044           | 39,073                         | 39,073                         |
| 2251308        | Maintenance of Communication Equipment            | 6,449                          | 10,172                              | 47,500                     | 38,000           | 52,500                         | 52,500                         |
| 2251309        | Upkeep - Navigation Aids/Lights/Buoys, Etc.       | 4,106                          | 2,040                               | 8,740                      | 6,992            | 24,000                         | 24,000                         |
| 2251310        | Grounds Maintenance                               | 395                            | 0                                   | 950                        | 760              | 1,025                          | 1,025                          |
| 2251321        | Fumigation & Pest Control                         | 17,784                         | 4,122                               | 10,925                     | 8,740            | 32,288                         | 32,288                         |
| 2251330        | Upkeep & Maintenance of Instruments & Apparatus   | 1,198                          | 0                                   | 3,705                      | 2,964            | 14,248                         | 14,248                         |
| 2251337        | Operation of Facilities or Other Services         | 48,166                         | 78,934                              | 87,000                     | 97,000           | 101,850                        | 106,942                        |
|                | <b>Services</b>                                   | <b>695,868</b>                 | <b>486,502</b>                      | <b>791,333</b>             | <b>645,203</b>   | <b>879,712</b>                 | <b>885,804</b>                 |
| <b>22610EE</b> | <b>Minor Capital Repairs</b>                      |                                |                                     |                            |                  |                                |                                |
| 2261201        | Transportation Equipment Upkeep                   | 185,300                        | 144,759                             | 190,000                    | 160,000          | 223,860                        | 223,860                        |
| 2261203        | Maintenance & Upkeep of Sea Crafts                | 590,731                        | 527,546                             | 750,000                    | 600,000          | 867,500                        | 867,500                        |
| 2261204        | Maintenance & Upkeep of Air Crafts                | 470,719                        | 139,876                             | 500,000                    | 400,000          | 651,250                        | 651,250                        |
|                | <b>Minor Capital Repairs</b>                      | <b>1,246,750</b>               | <b>812,181</b>                      | <b>1,440,000</b>           | <b>1,160,000</b> | <b>1,742,610</b>               | <b>1,742,610</b>               |
|                | <b>Use of Goods &amp; Services</b>                | <b>5,514,224</b>               | <b>3,461,794</b>                    | <b>7,434,970</b>           | <b>7,219,451</b> | <b>9,142,160</b>               | <b>9,157,716</b>               |

# [Head 032] ROYAL BAHAMAS DEFENCE FORCE



| ITEM NO. | TITLE OF ITEM                                     | PROVISIONAL       | EXPENDITURE            | REVISED           |                   | PRELIMINARY       | PRELIMINARY       |
|----------|---|-------------------|------------------------|-------------------|-------------------|-------------------|-------------------|
|          |   | ACTUAL            | (PROVISIONAL)          | APPROVED          |                   | FORECAST          | FORECAST          |
|          |   | EXPENDITURE       |                        | ESTIMATES         | ESTIMATES         | ESTIMATES         | ESTIMATES         |
|          |   | 2018/2019         | JUL - MAR<br>2019/2020 | 2019/2020         | 2020/2021         | 2021/2022         | 2022/2023         |
|          | \$  | \$                | \$                     | \$                | \$                | \$                |                   |
|          | <b>ROYAL BAHAMAS DEFENCE FORCE TOTAL EXPENSES</b> | <b>57,213,122</b> | <b>44,699,873</b>      | <b>60,792,325</b> | <b>57,946,654</b> | <b>64,555,887</b> | <b>65,528,156</b> |

The Accounting Officer for this Head is the COMMODORE



| ITEM NO.                   | TITLE OF ITEM                                  | PROVISIONAL ACTUAL EXPENDITURE | EXPENDITURE (PROVISIONAL) JUL - MAR | REVISED APPROVED ESTIMATES | ESTIMATES         | PRELIMINARY FORECAST ESTIMATES | PRELIMINARY FORECAST ESTIMATES |
|----------------------------|--|--------------------------------|-------------------------------------|----------------------------|-------------------|--------------------------------|--------------------------------|
|                            |  | 2018/2019                      | 2019/2020                           | 2019/2020                  | 2020/2021         | 2021/2022                      | 2022/2023                      |
|                            |  | \$                             | \$                                  | \$                         | \$                | \$                             | \$                             |
| <b>PERSONAL EMOLUMENTS</b> |  |                                |                                     |                            |                   |                                |                                |
| <b>21110EE</b>             | <b>Wages &amp; Salaries (In Cash)</b>          |                                |                                     |                            |                   |                                |                                |
| 2111101                    | Salary-Permanent/Pensionable                   | 5,332,427                      | 4,500,409                           | 5,559,291                  | 5,161,628         | 5,501,955                      | 5,677,308                      |
| 2111102                    | Salary-Contract Workers                        | 53,249                         | 132,820                             | 267,309                    | 414,750           | 414,750                        | 414,750                        |
| 2111201                    | Regular Weekly Wages                           | 306,834                        | 91,562                              | 378,700                    | 165,000           | 165,000                        | 165,000                        |
|                            | <b>Wages &amp; Salaries (In Cash)</b>          | <b>5,692,510</b>               | <b>4,724,791</b>                    | <b>6,205,300</b>           | <b>5,741,378</b>  | <b>6,081,705</b>               | <b>6,257,058</b>               |
| <b>21120EE</b>             | <b>Allowances</b>                              |                                |                                     |                            |                   |                                |                                |
| 2112101                    | Honoraria                                      | 6,970                          | 9,850                               | 40,000                     | 20,000            | 40,000                         | 40,000                         |
| 2112102                    | Overtime - Monthly Employees (General)         | 79,910                         | 55,774                              | 100,000                    | 60,000            | 60,000                         | 60,000                         |
| 2112103                    | Housing Allowance                              | 42,000                         | 31,500                              | 45,000                     | 0                 | 0                              | 0                              |
| 2112105                    | Risk & Hazard Allowance                        | 302,065                        | 215,311                             | 300,000                    | 294,240           | 294,240                        | 294,240                        |
| 2112112                    | Transport & Mileage Allowance                  | 11,407                         | 6,122                               | 21,600                     | 21,600            | 21,600                         | 21,600                         |
| 2112114                    | Duty Allowance                                 | 8,000                          | 5,333                               | 8,000                      | 5,000             | 8,000                          | 8,000                          |
| 2112115                    | Responsibility Allowance                       | 10,250                         | 10,500                              | 25,000                     | 20,000            | 20,000                         | 20,000                         |
| 2112116                    | Acting Allowance                               | 7,152                          | 350                                 | 20,000                     | 5,000             | 20,000                         | 20,000                         |
| 2112199                    | Other Allowances                               | 180                            | 0                                   | 0                          | 0                 | 0                              | 0                              |
|                            | <b>Allowances</b>                              | <b>467,934</b>                 | <b>334,740</b>                      | <b>559,600</b>             | <b>425,840</b>    | <b>463,840</b>                 | <b>463,840</b>                 |
|                            | <b>Personal Emoluments</b>                     | <b>6,160,444</b>               | <b>5,059,531</b>                    | <b>6,764,900</b>           | <b>6,167,218</b>  | <b>6,545,545</b>               | <b>6,720,898</b>               |
| <b>22000EE</b>             | <b>Use of Goods &amp; Services</b>             |                                |                                     |                            |                   |                                |                                |
| <b>22111EE</b>             | <b>Domestic Travel &amp; Subsistence</b>       |                                |                                     |                            |                   |                                |                                |
| 2211101                    | Air Transport of Persons Within The Bahamas    | 118,161                        | 37,983                              | 68,686                     | 48,000            | 60,000                         | 60,000                         |
| 2211103                    | Mileage Within The Bahamas                     | 0                              | 4,602                               | 19,000                     | 6,400             | 10,000                         | 10,000                         |
| 2211110                    | Subsistence for Travellers Within The Bahamas  | 46,031                         | 41,204                              | 104,268                    | 48,000            | 60,000                         | 60,000                         |
|                            | <b>Domestic Travel &amp; Subsistence</b>       | <b>164,192</b>                 | <b>83,789</b>                       | <b>191,954</b>             | <b>102,400</b>    | <b>130,000</b>                 | <b>130,000</b>                 |
| <b>22112EE</b>             | <b>International Travel &amp; Subsistence</b>  |                                |                                     |                            |                   |                                |                                |
| 2211201                    | Air Transport of Persons Outside The Bahamas   | 34,871                         | 8,892                               | 50,000                     | 4,500             | 50,000                         | 50,000                         |
| 2211210                    | Subsistence for Travellers Outside The Bahamas | 4,157                          | 5,502                               | 30,000                     | 3,000             | 30,000                         | 30,000                         |
|                            | <b>International Travel &amp; Subsistence</b>  | <b>39,028</b>                  | <b>14,394</b>                       | <b>80,000</b>              | <b>7,500</b>      | <b>80,000</b>                  | <b>80,000</b>                  |
| <b>22210EE</b>             | <b>Rent</b>                                    |                                |                                     |                            |                   |                                |                                |
| 2221102                    | Rent - Office                                  | 57,364                         | 24,204                              | 62,448                     | 57,600            | 60,000                         | 60,000                         |
|                            | <b>Rent</b>                                    | <b>57,364</b>                  | <b>24,204</b>                       | <b>62,448</b>              | <b>57,600</b>     | <b>60,000</b>                  | <b>60,000</b>                  |
| <b>22310EE</b>             | <b>Utilities &amp; Communication</b>           |                                |                                     |                            |                   |                                |                                |
| 2231202                    | Street Lighting                                | 33,513,868                     | 9,803,766                           | 10,104,899                 | 10,104,899        | 18,240,000                     | 18,240,000                     |
|                            | <b>Utilities &amp; Communication</b>           | <b>33,513,868</b>              | <b>9,803,766</b>                    | <b>10,104,899</b>          | <b>10,104,899</b> | <b>18,240,000</b>              | <b>18,240,000</b>              |
| <b>22410EE</b>             | <b>Supplies &amp; Materials</b>                |                                |                                     |                            |                   |                                |                                |



| ITEM NO.       | TITLE OF ITEM   | PROVISIONAL ACTUAL EXPENDITURE | EXPENDITURE (PROVISIONAL) | REVISED APPROVED ESTIMATES | ESTIMATES        | PRELIMINARY FORECAST ESTIMATES | PRELIMINARY FORECAST ESTIMATES |
|----------------|---|--------------------------------|---------------------------|----------------------------|------------------|--------------------------------|--------------------------------|
|                |   | 2018/2019                      | JUL - MAR 2019/2020       | 2019/2020                  | 2020/2021        | 2021/2022                      | 2022/2023                      |
|                |   | \$                             | \$                        | \$                         | \$               | \$                             | \$                             |
| 2241101        | Gasoline  | 2,451,147                      | 761,349                   | 4,008,000                  | 1,437,764        | 1,447,764                      | 1,457,764                      |
| 2241106        | Diesel  | 3,132,532                      | 1,776,976                 | 5,200,000                  | 1,600,000        | 1,605,000                      | 1,610,000                      |
| 2241201        | Office Supplies & Stationery                          | 38,648                         | 40,057                    | 86,720                     | 72,200           | 72,200                         | 72,200                         |
| 2241202        | Small Equipment & Tools                               | 17,369                         | 15,644                    | 32,519                     | 30,300           | 30,300                         | 30,300                         |
| 2241204        | Medical & Surgical Supplies                           | 226                            | 215                       | 2,500                      | 500              | 500                            | 500                            |
| 2241205        | Food, Ice & Drinking Water                            | 25,622                         | 16,036                    | 35,653                     | 29,653           | 36,283                         | 36,283                         |
| 2241206        | Publications  | 4,019                          | 1,738                     | 6,000                      | 4,800            | 6,000                          | 6,000                          |
| 2241208        | Books for Permanent Collection                        | 0                              | 0                         | 10,000                     | 5,000            | 10,000                         | 10,000                         |
| 2241211        | Cleaning & Toilet Supplies                            | 38,810                         | 40,467                    | 81,794                     | 79,120           | 94,120                         | 94,120                         |
| 2241212        | Computer Software Supplies & Materials                | 18,722                         | 681                       | 12,000                     | 9,600            | 12,000                         | 12,000                         |
| 2241213        | Clothing & Clothing Supplies                          | 4,398                          | 15,208                    | 50,000                     | 25,000           | 25,000                         | 25,000                         |
| 2241215        | Electrical Supplies & Parts                           | 2,082                          | 43,795                    | 80,000                     | 64,000           | 80,000                         | 80,000                         |
| 2241217        | Construction Materials & Parts                        | 5,690                          | 2,189                     | 75,665                     | 52,000           | 77,000                         | 77,000                         |
| 2241299        | Other Supplies & Materials                            | 19,674                         | 31,670                    | 75,000                     | 60,000           | 60,000                         | 60,000                         |
|                | <b>Supplies &amp; Materials</b>                       | <b>5,758,939</b>               | <b>2,746,025</b>          | <b>9,755,851</b>           | <b>3,469,937</b> | <b>3,556,167</b>               | <b>3,571,167</b>               |
| <b>22510EE</b> | <b>Services</b>                                       |                                |                           |                            |                  |                                |                                |
| 2251101        | Printing & Duplication Service                        | 24,536                         | 49,592                    | 60,000                     | 51,200           | 51,200                         | 51,200                         |
| 2251102        | Advertising & Public Notices                          | 3,914                          | 5,350                     | 30,000                     | 24,000           | 30,000                         | 30,000                         |
| 2251107        | Workshops, Conferences, Seminars, Meetings & Exhibits | 7,542                          | 14,159                    | 50,000                     | 40,000           | 50,000                         | 50,000                         |
| 2251108        | Tuition, Training, In-service Awards, Subsistence     | 38,264                         | 20,270                    | 50,000                     | 40,000           | 50,000                         | 50,000                         |
| 2251109        | Licencing & Inspection of Vehicles                    | 43,153                         | 830                       | 66,385                     | 54,935           | 54,935                         | 54,935                         |
| 2251110        | Postage, Postal Machines & Services                   | 862                            | 330                       | 7,600                      | 6,080            | 7,600                          | 7,600                          |
| 2251128        | Fees & Other Charges                                  | 26,516                         | 9,184                     | 30,000                     | 100,000          | 100,000                        | 100,000                        |
| 2251129        | Staff Engagement                                      | 9,367                          | 6,000                     | 50,000                     | 25,000           | 25,000                         | 25,000                         |
| 2251201        | Local Transportation of Goods                         | 8,508                          | 3,488                     | 20,000                     | 16,000           | 20,000                         | 20,000                         |
| 2251203        | Freight & Express                                     | 3,737                          | 7,041                     | 22,500                     | 8,000            | 8,000                          | 8,000                          |
| 2251302        | Building Maintenance                                  | 43,891                         | 27,323                    | 67,980                     | 80,000           | 92,000                         | 92,000                         |
| 2251306        | Computers, Business Machines & Related Equipment      | 10,120                         | 95                        | 15,000                     | 12,000           | 15,000                         | 15,000                         |
| 2251307        | Maintenance of Generators, A/C & Other Machinery      | 7,158                          | 17,582                    | 30,000                     | 24,000           | 30,000                         | 30,000                         |
| 2251319        | Maintenance - Family Island Main Roads                | 5,601                          | 6,574                     | 15,190                     | 12,152           | 15,152                         | 15,152                         |
| 2251336        | Sanitact Maintenance Contract                         | 0                              | 9,994                     | 25,000                     | 10,000           | 25,000                         | 25,000                         |
| 2251337        | Operation of Facilities or Other Services             | 0                              | 18,361                    | 50,000                     | 40,000           | 50,000                         | 50,000                         |
|                | <b>Services</b>                                       | <b>233,169</b>                 | <b>196,173</b>            | <b>589,655</b>             | <b>543,367</b>   | <b>623,887</b>                 | <b>623,887</b>                 |
| <b>22610EE</b> | <b>Minor Capital Repairs</b>                          |                                |                           |                            |                  |                                |                                |
| 2261201        | Transportation Equipment Upkeep                       | 93,779                         | 68,865                    | 213,300                    | 198,000          | 238,000                        | 238,000                        |
|                | <b>Minor Capital Repairs</b>                          | <b>93,779</b>                  | <b>68,865</b>             | <b>213,300</b>             | <b>198,000</b>   | <b>238,000</b>                 | <b>238,000</b>                 |
| <b>22810EE</b> | <b>Special Financial Transactions</b>                 |                                |                           |                            |                  |                                |                                |
| 2281105        | VAT Expenses  | 375                            | 73                        | 950                        | 950              | 950                            | 950                            |
|                | <b>Special Financial Transactions</b>                 | <b>375</b>                     | <b>73</b>                 | <b>950</b>                 | <b>950</b>       | <b>950</b>                     | <b>950</b>                     |

# [Head 033] MINISTRY OF PUBLIC WORKS



| ITEM NO. | TITLE OF ITEM                                     | PROVISIONAL ACTUAL EXPENDITURE | EXPENDITURE (PROVISIONAL) JUL - MAR | REVISED APPROVED ESTIMATES | ESTIMATES  | PRELIMINARY FORECAST ESTIMATES | PRELIMINARY FORECAST ESTIMATES |
|----------|---|--------------------------------|-------------------------------------|----------------------------|------------|--------------------------------|--------------------------------|
|          |   | 2018/2019                      | 2019/2020                           | 2019/2020                  | 2020/2021  | 2021/2022                      | 2022/2023                      |
|          |   | \$                             | \$                                  | \$                         | \$         | \$                             | \$                             |
|          | Use of Goods & Services                           | 39,860,714                     | 12,937,289                          | 20,999,057                 | 14,484,653 | 22,929,004                     | 22,944,004                     |
| 24000EE  | Interest  |                                |                                     |                            |            |                                |                                |
| 25000EE  | Subsidies   |                                |                                     |                            |            |                                |                                |
| 25100EE  | Subsidies to Public Corporations                  |                                |                                     |                            |            |                                |                                |
| 2511205  | Water & Sewerage Corporation Development Projects | 31,018,761                     | 38,000,000                          | 25,000,000                 | 20,300,000 | 25,000,000                     | 25,000,000                     |
|          | Subsidies to Public Corporations                  | 31,018,761                     | 38,000,000                          | 25,000,000                 | 20,300,000 | 25,000,000                     | 25,000,000                     |
|          | Subsidies   | 31,018,761                     | 38,000,000                          | 25,000,000                 | 20,300,000 | 25,000,000                     | 25,000,000                     |
| 28000EE  | Other Payments                                    |                                |                                     |                            |            |                                |                                |
| 28200EE  | Transfers N.E.C.                                  |                                |                                     |                            |            |                                |                                |
| 2821105  | Compensation For Loss & Damages                   | 12,528                         | 424                                 | 50,000                     | 50,000     | 50,000                         | 50,000                         |
| 2821418  | Straw Market Authority                            | 0                              | 411,750                             | 495,000                    | 396,000    | 356,400                        | 302,940                        |
| 2821608  | Professional Engineers Board                      | 12,500                         | 0                                   | 50,000                     | 40,000     | 50,000                         | 50,000                         |
|          | Transfers N.E.C.                                  | 25,028                         | 412,174                             | 595,000                    | 486,000    | 456,400                        | 402,940                        |
|          | OTHER CHARGES                                     | 25,028                         | 412,174                             | 595,000                    | 486,000    | 456,400                        | 402,940                        |
|          | MINISTRY OF PUBLIC WORKS TOTAL EXPENSES           | 77,064,947                     | 56,408,994                          | 53,358,957                 | 41,437,871 | 54,930,949                     | 55,067,842                     |

The Accounting Officer for this Head is the PERMANENT SECRETARY

# [Head 034] DEPARTMENT OF PUBLIC WORKS



| ITEM NO.                   | TITLE OF ITEM                                  | PROVISIONAL ACTUAL EXPENDITURE | EXPENDITURE (PROVISIONAL) JUL - MAR | REVISED APPROVED ESTIMATES | ESTIMATES         | PRELIMINARY FORECAST ESTIMATES | PRELIMINARY FORECAST ESTIMATES |
|----------------------------|--|--------------------------------|-------------------------------------|----------------------------|-------------------|--------------------------------|--------------------------------|
|                            |  | 2018/2019                      | 2019/2020                           | 2019/2020                  | 2020/2021         | 2021/2022                      | 2022/2023                      |
|                            |  | \$                             | \$                                  | \$                         | \$                | \$                             | \$                             |
| <b>PERSONAL EMOLUMENTS</b> |  |                                |                                     |                            |                   |                                |                                |
| <b>21110EE</b>             | <b>Wages &amp; Salaries (In Cash)</b>          |                                |                                     |                            |                   |                                |                                |
| 2111101                    | Salary-Permanent/Pensionable                   | 14,265,875                     | 11,352,426                          | 13,475,525                 | 12,340,403        | 12,826,860                     | 13,083,397                     |
| 2111102                    | Salary-Contract Workers                        | 527,437                        | 1,323,883                           | 2,124,206                  | 3,186,048         | 3,311,989                      | 3,378,229                      |
| 2111201                    | Regular Weekly Wages                           | 30,667                         | 10,906                              | 20,000                     | 16,203            | 16,527                         | 16,858                         |
|                            | <b>Wages &amp; Salaries (In Cash)</b>          | <b>14,823,979</b>              | <b>12,687,215</b>                   | <b>15,619,731</b>          | <b>15,542,654</b> | <b>16,155,376</b>              | <b>16,478,484</b>              |
| <b>21120EE</b>             | <b>Allowances</b>                              |                                |                                     |                            |                   |                                |                                |
| 2112101                    | Honoraria                                      | 3,585                          | 1,800                               | 6,000                      | 6,000             | 6,000                          | 6,000                          |
| 2112102                    | Overtime - Monthly Employees (General)         | 1,605                          | 572                                 | 3,000                      | 30,000            | 30,000                         | 30,000                         |
| 2112103                    | Housing Allowance                              | 180,089                        | 130,997                             | 180,000                    | 194,400           | 194,400                        | 194,400                        |
| 2112104                    | Scarcity Allowance                             | 909,099                        | 616,612                             | 883,724                    | 815,645           | 815,645                        | 815,645                        |
| 2112105                    | Risk & Hazard Allowance                        | 831,029                        | 531,287                             | 822,720                    | 778,080           | 778,080                        | 778,080                        |
| 2112112                    | Transport & Mileage Allowance                  | 36,349                         | 14,628                              | 30,000                     | 30,000            | 30,000                         | 30,000                         |
| 2112114                    | Duty Allowance                                 | 2,000                          | 1,500                               | 2,000                      | 2,000             | 2,000                          | 2,000                          |
| 2112115                    | Responsibility Allowance                       | 53,825                         | 13,500                              | 20,000                     | 81,000            | 81,000                         | 81,000                         |
| 2112116                    | Acting Allowance                               | 19,365                         | 0                                   | 25,000                     | 0                 | 0                              | 0                              |
| 2112117                    | Hardship Allowance                             | 0                              | 0                                   | 3,750                      | 0                 | 0                              | 0                              |
| 2112122                    | Clothing Allowance                             | 0                              | 0                                   | 500                        | 500               | 500                            | 500                            |
|                            | <b>Allowances</b>                              | <b>2,036,946</b>               | <b>1,310,896</b>                    | <b>1,976,694</b>           | <b>1,937,625</b>  | <b>1,937,625</b>               | <b>1,937,625</b>               |
|                            | <b>Personal Emoluments</b>                     | <b>16,860,925</b>              | <b>13,998,111</b>                   | <b>17,596,425</b>          | <b>17,480,279</b> | <b>18,093,001</b>              | <b>18,416,109</b>              |
| <b>22000EE</b>             | <b>Use of Goods &amp; Services</b>             |                                |                                     |                            |                   |                                |                                |
| <b>22111EE</b>             | <b>Domestic Travel &amp; Subsistence</b>       |                                |                                     |                            |                   |                                |                                |
| 2211101                    | Air Transport of Persons Within The Bahamas    | 58,886                         | 3,989                               | 19,000                     | 6,400             | 15,200                         | 15,404                         |
| 2211110                    | Subsistence for Travellers Within The Bahamas  | 17,232                         | 23,378                              | 23,750                     | 12,800            | 30,400                         | 30,808                         |
|                            | <b>Domestic Travel &amp; Subsistence</b>       | <b>76,118</b>                  | <b>27,367</b>                       | <b>42,750</b>              | <b>19,200</b>     | <b>45,600</b>                  | <b>46,212</b>                  |
| <b>22112EE</b>             | <b>International Travel &amp; Subsistence</b>  |                                |                                     |                            |                   |                                |                                |
| 2211201                    | Air Transport of Persons Outside The Bahamas   | 0                              | 0                                   | 0                          | 0                 | 10,000                         | 10,000                         |
| 2211210                    | Subsistence for Travellers Outside The Bahamas | 0                              | 0                                   | 0                          | 0                 | 15,000                         | 15,000                         |
|                            | <b>International Travel &amp; Subsistence</b>  | <b>0</b>                       | <b>0</b>                            | <b>0</b>                   | <b>0</b>          | <b>25,000</b>                  | <b>25,000</b>                  |
| <b>22410EE</b>             | <b>Supplies &amp; Materials</b>                |                                |                                     |                            |                   |                                |                                |
| 2241104                    | Oil & Lubricants                               | 346                            | 374                                 | 2,000                      | 1,600             | 2,040                          | 2,080                          |
| 2241201                    | Office Supplies & Stationery                   | 0                              | 0                                   | 0                          | 0                 | 8,000                          | 8,000                          |
| 2241202                    | Small Equipment & Tools                        | 8,237                          | 1,636                               | 7,600                      | 5,600             | 8,952                          | 9,107                          |
| 2241205                    | Food, Ice & Drinking Water                     | 0                              | 0                                   | 0                          | 0                 | 2,000                          | 2,000                          |
| 2241206                    | Publications                                   | 0                              | 0                                   | 0                          | 0                 | 1,400                          | 1,400                          |
| 2241211                    | Cleaning & Toilet Supplies                     | 0                              | 0                                   | 0                          | 0                 | 6,000                          | 6,000                          |
| 2241212                    | Computer Software Supplies & Materials         | 0                              | 0                                   | 0                          | 0                 | 4,300                          | 4,300                          |

# [Head 034] DEPARTMENT OF PUBLIC WORKS



| ITEM NO.       | TITLE OF ITEM   | PROVISIONAL       | EXPENDITURE       | REVISED           |                   | PRELIMINARY       | PRELIMINARY       |
|----------------|---|-------------------|-------------------|-------------------|-------------------|-------------------|-------------------|
|                |   | ACTUAL            | (PROVISIONAL)     | APPROVED          |                   | FORECAST          | FORECAST          |
|                |   | EXPENDITURE       | JUL - MAR         | ESTIMATES         | ESTIMATES         | ESTIMATES         | ESTIMATES         |
|                |   | 2018/2019         | 2019/2020         | 2019/2020         | 2020/2021         | 2021/2022         | 2022/2023         |
|                |   | \$                | \$                | \$                | \$                | \$                | \$                |
| 2241215        | Electrical Supplies & Parts                           | 8,708             | 751               | 7,600             | 1,500             | 2,550             | 2,601             |
| 2241217        | Construction Materials & Parts                        | 6,209             | 184               | 7,600             | 0                 | 0                 | 0                 |
| 2241299        | Other Supplies & Materials                            | 19,202            | 1,362             | 7,600             | 5,000             | 7,752             | 7,907             |
|                | <b>Supplies &amp; Materials</b>                       | <b>42,702</b>     | <b>4,307</b>      | <b>32,400</b>     | <b>13,700</b>     | <b>42,994</b>     | <b>43,395</b>     |
| <b>22510EE</b> | <b>Services</b>                                       |                   |                   |                   |                   |                   |                   |
| 2251101        | Printing & Duplication Service                        | 0                 | 0                 | 0                 | 0                 | 15,600            | 15,600            |
| 2251107        | Workshops, Conferences, Seminars, Meetings & Exhibits | 0                 | 0                 | 0                 | 0                 | 25,000            | 25,000            |
| 2251108        | Tuition, Training, In-service Awards, Subsistence     | 0                 | 0                 | 0                 | 0                 | 3,000             | 3,000             |
| 2251109        | Licencing & Inspection of Vehicles                    | 0                 | 0                 | 0                 | 0                 | 200               | 200               |
| 2251115        | Consultancy Services                                  | 0                 | 0                 | 0                 | 0                 | 50,000            | 50,000            |
| 2251128        | Fees & Other Charges                                  | 0                 | 0                 | 0                 | 0                 | 1,500             | 1,500             |
| 2251129        | Staff Engagement                                      | 8,156             | 0                 | 7,600             | 3,800             | 3,800             | 3,800             |
| 2251203        | Freight & Express                                     | 0                 | 0                 | 0                 | 0                 | 500               | 500               |
| 2251302        | Building Maintenance                                  | 31,895            | 7,006             | 9,500             | 6,500             | 9,690             | 9,884             |
| 2251307        | Maintenance of Generators, A/C & Other Machinery      | 15,977            | 1,458             | 9,500             | 6,500             | 9,690             | 9,884             |
| 2251336        | Sanitact Maintenance Contract                         | 0                 | 0                 | 8,550             | 0                 | 0                 | 0                 |
| 2251337        | Operation of Facilities or Other Services             | 0                 | 0                 | 19,000            | 4,000             | 5,100             | 5,202             |
|                | <b>Services</b>                                       | <b>56,028</b>     | <b>8,464</b>      | <b>54,150</b>     | <b>20,800</b>     | <b>124,080</b>    | <b>124,570</b>    |
| <b>22610EE</b> | <b>Minor Capital Repairs</b>                          |                   |                   |                   |                   |                   |                   |
| 2261201        | Transportation Equipment Upkeep                       | 0                 | 0                 | 0                 | 0                 | 3,000             | 3,000             |
|                | <b>Minor Capital Repairs</b>                          | <b>0</b>          | <b>0</b>          | <b>0</b>          | <b>0</b>          | <b>3,000</b>      | <b>3,000</b>      |
| <b>22810EE</b> | <b>Special Financial Transactions</b>                 |                   |                   |                   |                   |                   |                   |
| 2281105        | VAT Expenses  | 498               | 23                | 1,000             | 950               | 950               | 950               |
|                | <b>Special Financial Transactions</b>                 | <b>498</b>        | <b>23</b>         | <b>1,000</b>      | <b>950</b>        | <b>950</b>        | <b>950</b>        |
|                | <b>Use of Goods &amp; Services</b>                    | <b>175,346</b>    | <b>40,161</b>     | <b>130,300</b>    | <b>54,650</b>     | <b>241,624</b>    | <b>243,127</b>    |
|                | <b>DEPARTMENT OF PUBLIC WORKS TOTAL EXPENSES</b>      | <b>17,036,271</b> | <b>14,038,272</b> | <b>17,726,725</b> | <b>17,534,929</b> | <b>18,334,625</b> | <b>18,659,236</b> |

The Accounting Officer for this Head is the DIRECTOR



# [Head 035] DEPARTMENT OF EDUCATION



| ITEM NO.                   | TITLE OF ITEM                                    | PROVISIONAL ACTUAL EXPENDITURE | EXPENDITURE (PROVISIONAL) JUL - MAR | REVISED APPROVED ESTIMATES | ESTIMATES          | PRELIMINARY FORECAST ESTIMATES | PRELIMINARY FORECAST ESTIMATES |
|----------------------------|--|--------------------------------|-------------------------------------|----------------------------|--------------------|--------------------------------|--------------------------------|
|                            |  | 2018/2019                      | 2019/2020                           | 2019/2020                  | 2020/2021          | 2021/2022                      | 2022/2023                      |
|                            |  | \$                             | \$                                  | \$                         | \$                 | \$                             | \$                             |
| <b>PERSONAL EMOLUMENTS</b> |  |                                |                                     |                            |                    |                                |                                |
| <b>21110EE</b>             | <b>Wages &amp; Salaries (In Cash)</b>            |                                |                                     |                            |                    |                                |                                |
| 2111101                    | Salary-Permanent/Pensionable                     | 153,627,814                    | 123,106,061                         | 145,598,681                | 150,349,102        | 160,879,518                    | 168,915,816                    |
| 2111102                    | Salary-Contract Workers                          | 5,889,092                      | 4,164,452                           | 15,834,317                 | 14,409,700         | 16,032,870                     | 16,834,514                     |
| 2111103                    | Global Provision - New Appts - Monthly Employees | 999,633                        | 1,285,290                           | 1,300,000                  | 0                  | 1,365,000                      | 1,433,250                      |
| 2111104                    | Salary Adjustments                               | 642,579                        | 291,569                             | 1,772,000                  | 846,000            | 1,605,600                      | 1,908,969                      |
| 2111201                    | Regular Weekly Wages                             | 944,814                        | 590,311                             | 1,093,271                  | 991,933            | 1,041,530                      | 1,093,606                      |
| 2111204                    | Special Employment Projects                      | 1,776,583                      | 794,483                             | 1,585,000                  | 1,585,000          | 1,664,250                      | 1,747,463                      |
|                            | <b>Wages &amp; Salaries (In Cash)</b>            | <b>163,880,515</b>             | <b>130,232,166</b>                  | <b>167,183,269</b>         | <b>168,181,735</b> | <b>182,588,768</b>             | <b>191,933,618</b>             |
| <b>21120EE</b>             | <b>Allowances</b>                                |                                |                                     |                            |                    |                                |                                |
| 2112101                    | Honoraria  | 0                              | 0                                   | 4,000                      | 4,000              | 4,200                          | 4,410                          |
| 2112102                    | Overtime - Monthly Employees (General)           | 111,830                        | 65,432                              | 150,000                    | 100,000            | 100,000                        | 100,000                        |
| 2112103                    | Housing Allowance                                | 0                              | 308,235                             | 4,656,000                  | 3,456,000          | 3,628,800                      | 3,810,240                      |
| 2112109                    | Exam Supervision & Marking Fees                  | 1,074,877                      | 965,003                             | 1,450,000                  | 1,450,000          | 1,522,500                      | 1,598,625                      |
| 2112114                    | Duty Allowance                                   | 1,667                          | 0                                   | 4,000                      | 4,000              | 4,200                          | 4,410                          |
| 2112115                    | Responsibility Allowance                         | 1,670,169                      | 1,320,420                           | 1,650,000                  | 1,650,000          | 1,732,500                      | 1,819,125                      |
| 2112116                    | Acting Allowance                                 | 5,642                          | 3,871                               | 20,000                     | 20,000             | 21,000                         | 22,050                         |
| 2112117                    | Hardship Allowance                               | 43,784                         | 27,900                              | 165,600                    | 47,880             | 50,274                         | 52,788                         |
| 2112125                    | Disturbance Allowance/Geographical               | 1,513,777                      | 1,271,729                           | 2,630,000                  | 1,575,000          | 1,653,750                      | 1,736,438                      |
| 2112127                    | Coaching Allowance                               | 148,500                        | 112,969                             | 430,200                    | 215,100            | 451,710                        | 474,296                        |
| 2112199                    | Other Allowances                                 | 608,910                        | 224,340                             | 344,000                    | 170,000            | 361,200                        | 379,260                        |
|                            | <b>Allowances</b>                                | <b>5,179,156</b>               | <b>4,299,899</b>                    | <b>11,503,800</b>          | <b>8,691,980</b>   | <b>9,530,134</b>               | <b>10,001,642</b>              |
|                            | <b>Personal Emoluments</b>                       | <b>169,059,671</b>             | <b>134,532,065</b>                  | <b>178,687,069</b>         | <b>176,873,715</b> | <b>192,118,902</b>             | <b>201,935,260</b>             |
| <b>22000EE</b>             | <b>Use of Goods &amp; Services</b>               |                                |                                     |                            |                    |                                |                                |
| <b>22111EE</b>             | <b>Domestic Travel &amp; Subsistence</b>         |                                |                                     |                            |                    |                                |                                |
| 2211101                    | Air Transport of Persons Within The Bahamas      | 74,987                         | 42,572                              | 198,500                    | 131,352            | 172,403                        | 181,025                        |
| 2211103                    | Mileage Within The Bahamas                       | 258,166                        | 184,938                             | 285,000                    | 228,000            | 299,250                        | 314,213                        |
| 2211110                    | Subsistence for Travellers Within The Bahamas    | 34,221                         | 114,129                             | 112,303                    | 86,924             | 114,089                        | 119,795                        |
|                            | <b>Domestic Travel &amp; Subsistence</b>         | <b>367,374</b>                 | <b>341,639</b>                      | <b>595,803</b>             | <b>446,276</b>     | <b>585,742</b>                 | <b>615,033</b>                 |
| <b>22112EE</b>             | <b>International Travel &amp; Subsistence</b>    |                                |                                     |                            |                    |                                |                                |
| 2211201                    | Air Transport of Persons Outside The Bahamas     | 26,367                         | 18,161                              | 76,000                     | 3,000              | 79,800                         | 83,790                         |
| 2211210                    | Subsistence for Travellers Outside The Bahamas   | 14,536                         | 7,845                               | 38,000                     | 2,000              | 47,487                         | 49,862                         |
|                            | <b>International Travel &amp; Subsistence</b>    | <b>40,903</b>                  | <b>26,006</b>                       | <b>114,000</b>             | <b>5,000</b>       | <b>127,287</b>                 | <b>133,652</b>                 |
| <b>22113EE</b>             | <b>Other Travel &amp; Subsistence</b>            |                                |                                     |                            |                    |                                |                                |
| 2211307                    | Staff - Overseas Recruitment                     | 36,372                         | 58,639                              | 17,784                     | 0                  | 18,673                         | 19,607                         |
|                            | <b>Other Travel &amp; Subsistence</b>            | <b>36,372</b>                  | <b>58,639</b>                       | <b>17,784</b>              | <b>0</b>           | <b>18,673</b>                  | <b>19,607</b>                  |

[Head 035] DEPARTMENT OF EDUCATION



| ITEM NO.       | TITLE OF ITEM   | PROVISIONAL ACTUAL EXPENDITURE | EXPENDITURE (PROVISIONAL) | REVISED APPROVED ESTIMATES | ESTIMATES         | PRELIMINARY FORECAST ESTIMATES | PRELIMINARY FORECAST ESTIMATES |
|----------------|---|--------------------------------|---------------------------|----------------------------|-------------------|--------------------------------|--------------------------------|
|                |   | 2018/2019                      | JUL - MAR 2019/2020       | 2019/2020                  | 2020/2021         | 2021/2022                      | 2022/2023                      |
|                |   | \$                             | \$                        | \$                         | \$                | \$                             | \$                             |
| <b>22310EE</b> | <b>Utilities &amp; Communication</b>                  |                                |                           |                            |                   |                                |                                |
| 2231101        | Telephone - Landline                                  | 0                              | 200,933                   | 204,651                    | 244,840           | 245,226                        | 243,591                        |
|                | <b>Utilities &amp; Communication</b>                  | <b>0</b>                       | <b>200,933</b>            | <b>204,651</b>             | <b>244,840</b>    | <b>245,226</b>                 | <b>243,591</b>                 |
| <b>22410EE</b> | <b>Supplies &amp; Materials</b>                       |                                |                           |                            |                   |                                |                                |
| 2241103        | Propane Gas   | 0                              | 42,996                    | 43,101                     | 54,566            | 58,310                         | 59,072                         |
| 2241201        | Office Supplies & Stationery                          | 0                              | 342,627                   | 569,541                    | 419,886           | 484,779                        | 485,829                        |
| 2241205        | Food, Ice & Drinking Water                            | 13,965                         | 42,374                    | 70,140                     | 33,650            | 35,283                         | 36,999                         |
| 2241206        | Publications  | 5,189                          | 4,449                     | 7,600                      | 10,840            | 10,840                         | 10,840                         |
| 2241211        | Cleaning & Toilet Supplies                            | 246,226                        | 592,935                   | 880,385                    | 774,013           | 813,291                        | 823,827                        |
| 2241213        | Clothing & Clothing Supplies                          | 61,867                         | 18,659                    | 175,049                    | 65,000            | 65,000                         | 65,000                         |
| 2241220        | Educational Supplies                                  | 1,272,802                      | 1,214,632                 | 4,680,036                  | 2,914,655         | 3,491,334                      | 3,617,619                      |
| 2241299        | Other Supplies & Materials                            | 45,170                         | 11,380                    | 25,650                     | 46,594            | 47,144                         | 47,722                         |
|                | <b>Supplies &amp; Materials</b>                       | <b>1,645,219</b>               | <b>2,270,052</b>          | <b>6,451,502</b>           | <b>4,319,204</b>  | <b>5,005,981</b>               | <b>5,146,908</b>               |
| <b>22510EE</b> | <b>Services</b>                                       |                                |                           |                            |                   |                                |                                |
| 2251101        | Printing & Duplication Service                        | 116,335                        | 345,854                   | 379,478                    | 318,226           | 326,884                        | 331,321                        |
| 2251102        | Advertising & Public Notices                          | 87,797                         | 56,214                    | 50,350                     | 57,240            | 57,240                         | 57,240                         |
| 2251104        | Professional Services (Audit, Accounting)             | 0                              | 57,401                    | 57,401                     | 61,400            | 61,400                         | 61,400                         |
| 2251107        | Workshops, Conferences, Seminars, Meetings & Exhibits | 39,304                         | 269,430                   | 295,506                    | 251,631           | 258,631                        | 260,390                        |
| 2251108        | Tuition, Training, In-service Awards, Subsistence     | 67,529                         | 40,792                    | 113,050                    | 54,300            | 57,015                         | 59,866                         |
| 2251111        | Security Services Contract                            | 1,524,689                      | 1,842,687                 | 2,738,328                  | 2,120,616         | 2,194,236                      | 2,350,259                      |
| 2251115        | Consultancy Services                                  | 700,176                        | 268,525                   | 1,220,000                  | 707,900           | 743,295                        | 780,460                        |
| 2251128        | Fees & Other Charges                                  | 5,154                          | 146,169                   | 158,708                    | 145,328           | 168,700                        | 168,724                        |
| 2251129        | Staff Engagement                                      | 68,569                         | 42,130                    | 47,500                     | 23,750            | 23,750                         | 23,750                         |
| 2251201        | Local Transportation of Goods                         | 28,385                         | 16,760                    | 27,550                     | 73,150            | 76,808                         | 80,649                         |
| 2251203        | Freight & Express                                     | 91,203                         | 53,553                    | 109,383                    | 109,355           | 116,797                        | 121,384                        |
| 2251205        | School Bus Service Contracts                          | 6,821,764                      | 4,099,285                 | 9,283,156                  | 6,973,782         | 7,322,470                      | 7,688,595                      |
| 2251302        | Building Maintenance                                  | 0                              | 545,891                   | 545,891                    | 619,007           | 663,090                        | 665,980                        |
| 2251303        | Equipment Maintenance                                 | 0                              | 260,563                   | 265,156                    | 318,633           | 362,655                        | 363,945                        |
| 2251333        | School Grounds Improvements & Upkeep                  | 0                              | 298,132                   | 301,020                    | 322,741           | 337,880                        | 337,880                        |
| 2251335        | Sewerage Maintenance Contracts                        | 0                              | 75,000                    | 49,400                     | 80,000            | 84,000                         | 88,200                         |
| 2251337        | Operation of Facilities or Other Services             | 280,101                        | 237,122                   | 741,000                    | 492,824           | 518,465                        | 543,339                        |
| 2251339        | Janitorial Service Contracts                          | 187,227                        | 1,158,208                 | 1,456,363                  | 1,074,002         | 1,201,088                      | 1,215,263                      |
|                | <b>Services</b>                                       | <b>10,018,233</b>              | <b>9,813,716</b>          | <b>17,839,240</b>          | <b>13,803,885</b> | <b>14,574,404</b>              | <b>15,198,645</b>              |
| <b>22610EE</b> | <b>Minor Capital Repairs</b>                          |                                |                           |                            |                   |                                |                                |
| 2261201        | Transportation Equipment Upkeep                       | 11,504                         | 14,747                    | 20,425                     | 47,600            | 48,860                         | 50,185                         |
|                | <b>Minor Capital Repairs</b>                          | <b>11,504</b>                  | <b>14,747</b>             | <b>20,425</b>              | <b>47,600</b>     | <b>48,860</b>                  | <b>50,185</b>                  |
| <b>22810EE</b> | <b>Special Financial Transactions</b>                 |                                |                           |                            |                   |                                |                                |
| 2281001        | Special Financial Transactions                        | 31,772                         | 0                         | 0                          | 0                 | 0                              | 0                              |
| 2281105        | VAT Expenses  | 149                            | 0                         | 950                        | 950               | 950                            | 950                            |
|                | <b>Special Financial Transactions</b>                 | <b>31,921</b>                  | <b>0</b>                  | <b>950</b>                 | <b>950</b>        | <b>950</b>                     | <b>950</b>                     |

# [Head 035] DEPARTMENT OF EDUCATION



| ITEM NO.       | TITLE OF ITEM                                 | PROVISIONAL ACTUAL EXPENDITURE | EXPENDITURE (PROVISIONAL) JUL - MAR | REVISED APPROVED ESTIMATES | ESTIMATES          | PRELIMINARY FORECAST ESTIMATES | PRELIMINARY FORECAST ESTIMATES |
|----------------|---|--------------------------------|-------------------------------------|----------------------------|--------------------|--------------------------------|--------------------------------|
|                |   | 2018/2019                      | 2019/2020                           | 2019/2020                  | 2020/2021          | 2021/2022                      | 2022/2023                      |
|                |   | \$                             | \$                                  | \$                         | \$                 | \$                             | \$                             |
| <b>22950EE</b> | <b>School Board Expenses</b>                  |                                |                                     |                            |                    |                                |                                |
| 2295001        | School Board Expenses                         | 5,661,931                      | 0                                   | 0                          | 0                  | 0                              | 0                              |
| 2295002        | Establishment - New Pre-School                | 31,000                         | 0                                   | 34,000                     | 34,000             | 34,000                         | 34,000                         |
|                | <b>School Board Expenses</b>                  | <b>5,692,931</b>               | <b>0</b>                            | <b>34,000</b>              | <b>34,000</b>      | <b>34,000</b>                  | <b>34,000</b>                  |
|                | <b>Use of Goods &amp; Services</b>            | <b>17,844,457</b>              | <b>12,725,732</b>                   | <b>25,278,355</b>          | <b>18,901,755</b>  | <b>20,641,123</b>              | <b>21,442,571</b>              |
| <b>25000EE</b> | <b>Subsidies</b>                              |                                |                                     |                            |                    |                                |                                |
| <b>27000EE</b> | <b>Social Benefits</b>                        |                                |                                     |                            |                    |                                |                                |
| <b>27200EE</b> | <b>Social Assistance Benefits</b>             |                                |                                     |                            |                    |                                |                                |
| 2721104        | National Lunch Programme                      | 3,769,217                      | 2,357,224                           | 7,070,973                  | 5,256,619          | 5,259,498                      | 5,291,472                      |
| 2721107        | Rental Assistance                             | 3,409,663                      | 0                                   | 0                          | 0                  | 0                              | 0                              |
|                | <b>Social Assistance Benefits</b>             | <b>7,178,880</b>               | <b>2,357,224</b>                    | <b>7,070,973</b>           | <b>5,256,619</b>   | <b>5,259,498</b>               | <b>5,291,472</b>               |
|                | <b>Social Benefits</b>                        | <b>7,178,880</b>               | <b>2,357,224</b>                    | <b>7,070,973</b>           | <b>5,256,619</b>   | <b>5,259,498</b>               | <b>5,291,472</b>               |
| <b>28000EE</b> | <b>Other Payments</b>                         |                                |                                     |                            |                    |                                |                                |
| <b>28200EE</b> | <b>Transfers N.E.C.</b>                       |                                |                                     |                            |                    |                                |                                |
| 2821111        | Scholarships (International)                  | 56,400                         | 0                                   | 0                          | 0                  | 0                              | 0                              |
| 2821126        | Scholarships (Family Island Students)         | 0                              | 27,000                              | 72,000                     | 72,000             | 75,600                         | 79,380                         |
|                | <b>Transfers N.E.C.</b>                       | <b>56,400</b>                  | <b>27,000</b>                       | <b>72,000</b>              | <b>72,000</b>      | <b>75,600</b>                  | <b>79,380</b>                  |
|                | <b>OTHER CHARGES</b>                          | <b>56,400</b>                  | <b>27,000</b>                       | <b>72,000</b>              | <b>72,000</b>      | <b>75,600</b>                  | <b>79,380</b>                  |
|                | <b>DEPARTMENT OF EDUCATION TOTAL EXPENSES</b> | <b>194,139,408</b>             | <b>149,642,021</b>                  | <b>211,108,397</b>         | <b>201,104,089</b> | <b>218,095,123</b>             | <b>228,748,683</b>             |

The Accounting Officer for this Head is the DIRECTOR

# [Head 037] DEPARTMENT OF ARCHIVES



| ITEM NO.                   | TITLE OF ITEM                                  | PROVISIONAL ACTUAL EXPENDITURE | EXPENDITURE (PROVISIONAL) JUL - MAR | REVISED APPROVED ESTIMATES | ESTIMATES      | PRELIMINARY FORECAST ESTIMATES | PRELIMINARY FORECAST ESTIMATES |
|----------------------------|--|--------------------------------|-------------------------------------|----------------------------|----------------|--------------------------------|--------------------------------|
|                            |  | 2018/2019                      | 2019/2020                           | 2019/2020                  | 2020/2021      | 2021/2022                      | 2022/2023                      |
|                            |  | \$                             | \$                                  | \$                         | \$             | \$                             | \$                             |
| <b>PERSONAL EMOLUMENTS</b> |  |                                |                                     |                            |                |                                |                                |
| <b>21110EE</b>             | <b>Wages &amp; Salaries (In Cash)</b>          |                                |                                     |                            |                |                                |                                |
| 2111101                    | Salary-Permanent/Pensionable                   | 453,347                        | 373,452                             | 462,800                    | 394,016        | 413,700                        | 434,385                        |
| 2111104                    | Salary Adjustments                             | 0                              | 0                                   | 0                          | 0              | 26,250                         | 27,563                         |
|                            | <b>Wages &amp; Salaries (In Cash)</b>          | <b>453,347</b>                 | <b>373,452</b>                      | <b>462,800</b>             | <b>394,016</b> | <b>439,950</b>                 | <b>461,948</b>                 |
| <b>21120EE</b>             | <b>Allowances</b>                              |                                |                                     |                            |                |                                |                                |
| 2112102                    | Overtime - Monthly Employees (General)         | 0                              | 0                                   | 1,000                      | 0              | 1,575                          | 1,654                          |
| 2112103                    | Housing Allowance                              | 0                              | 0                                   | 500                        | 0              | 525                            | 551                            |
| 2112105                    | Risk & Hazard Allowance                        | 0                              | 0                                   | 0                          | 48,000         | 60,000                         | 60,000                         |
| 2112115                    | Responsibility Allowance                       | 8,250                          | 4,125                               | 6,000                      | 6,000          | 6,300                          | 6,615                          |
| 2112116                    | Acting Allowance                               | 556                            | 0                                   | 1,000                      | 1,000          | 1,050                          | 1,050                          |
|                            | <b>Allowances</b>                              | <b>8,806</b>                   | <b>4,125</b>                        | <b>8,500</b>               | <b>55,000</b>  | <b>69,450</b>                  | <b>69,870</b>                  |
|                            | <b>Personal Emoluments</b>                     | <b>462,153</b>                 | <b>377,577</b>                      | <b>471,300</b>             | <b>449,016</b> | <b>509,400</b>                 | <b>531,818</b>                 |
| <b>22000EE</b>             | <b>Use of Goods &amp; Services</b>             |                                |                                     |                            |                |                                |                                |
| <b>22111EE</b>             | <b>Domestic Travel &amp; Subsistence</b>       |                                |                                     |                            |                |                                |                                |
| 2211101                    | Air Transport of Persons Within The Bahamas    | 0                              | 0                                   | 2,465                      | 600            | 1,575                          | 1,654                          |
| 2211110                    | Subsistence for Travellers Within The Bahamas  | 0                              | 312                                 | 2,000                      | 400            | 2,625                          | 2,756                          |
|                            | <b>Domestic Travel &amp; Subsistence</b>       | <b>0</b>                       | <b>312</b>                          | <b>4,465</b>               | <b>1,000</b>   | <b>4,200</b>                   | <b>4,410</b>                   |
| <b>22112EE</b>             | <b>International Travel &amp; Subsistence</b>  |                                |                                     |                            |                |                                |                                |
| 2211201                    | Air Transport of Persons Outside The Bahamas   | 4,975                          | 2,827                               | 4,750                      | 4,000          | 5,250                          | 5,513                          |
| 2211210                    | Subsistence for Travellers Outside The Bahamas | 1,941                          | 3,806                               | 0                          | 2,000          | 5,250                          | 5,513                          |
|                            | <b>International Travel &amp; Subsistence</b>  | <b>6,916</b>                   | <b>6,633</b>                        | <b>4,750</b>               | <b>6,000</b>   | <b>10,500</b>                  | <b>11,026</b>                  |
| <b>22210EE</b>             | <b>Rent</b>                                    |                                |                                     |                            |                |                                |                                |
| 2221102                    | Rent - Office                                  | 36,000                         | 36,000                              | 36,000                     | 36,600         | 37,800                         | 39,690                         |
|                            | <b>Rent</b>                                    | <b>36,000</b>                  | <b>36,000</b>                       | <b>36,000</b>              | <b>36,600</b>  | <b>37,800</b>                  | <b>39,690</b>                  |
| <b>22410EE</b>             | <b>Supplies &amp; Materials</b>                |                                |                                     |                            |                |                                |                                |
| 2241201                    | Office Supplies & Stationery                   | 4,546                          | 2,656                               | 7,030                      | 4,800          | 10,500                         | 11,075                         |
| 2241205                    | Food, Ice & Drinking Water                     | 1,502                          | 151                                 | 1,900                      | 1,900          | 1,900                          | 1,900                          |
| 2241206                    | Publications                                   | 3,051                          | 631                                 | 3,800                      | 4,000          | 4,800                          | 5,040                          |
| 2241211                    | Cleaning & Toilet Supplies                     | 2,749                          | 2,384                               | 3,800                      | 3,800          | 5,000                          | 5,250                          |
| 2241212                    | Computer Software Supplies & Materials         | 320                            | 0                                   | 1,520                      | 700            | 1,800                          | 1,890                          |
| 2241213                    | Clothing & Clothing Supplies                   | 340                            | 0                                   | 760                        | 760            | 760                            | 760                            |
| 2241299                    | Other Supplies & Materials                     | 5,852                          | 2,117                               | 5,701                      | 6,000          | 3,400                          | 3,570                          |
|                            | <b>Supplies &amp; Materials</b>                | <b>18,360</b>                  | <b>7,939</b>                        | <b>24,511</b>              | <b>21,960</b>  | <b>28,160</b>                  | <b>29,485</b>                  |
| <b>22510EE</b>             | <b>Services</b>                                |                                |                                     |                            |                |                                |                                |

# [Head 037] DEPARTMENT OF ARCHIVES



| ITEM NO.       | TITLE OF ITEM                                    | PROVISIONAL ACTUAL EXPENDITURE | EXPENDITURE (PROVISIONAL) JUL - MAR | REVISED APPROVED ESTIMATES | ESTIMATES      | PRELIMINARY FORECAST ESTIMATES | PRELIMINARY FORECAST ESTIMATES |
|----------------|--|--------------------------------|-------------------------------------|----------------------------|----------------|--------------------------------|--------------------------------|
|                |  | 2018/2019                      | 2019/2020                           | 2019/2020                  | 2020/2021      | 2021/2022                      | 2022/2023                      |
|                |  | \$                             | \$                                  | \$                         | \$             | \$                             | \$                             |
| 2251101        | Printing & Duplication Service                   | 6,624                          | 2,929                               | 6,650                      | 4,000          | 9,125                          | 9,781                          |
| 2251109        | Licencing & Inspection of Vehicles               | 585                            | 585                                 | 585                        | 468            | 468                            | 468                            |
| 2251128        | Fees & Other Charges                             | 2,265                          | 2,568                               | 6,365                      | 5,000          | 7,875                          | 8,269                          |
| 2251129        | Staff Engagement                                 | 494                            | 1,357                               | 855                        | 428            | 428                            | 428                            |
| 2251302        | Building Maintenance                             | 348                            | 590                                 | 1,900                      | 1,000          | 1,995                          | 2,095                          |
| 2251307        | Maintenance of Generators, A/C & Other Machinery | 11,600                         | 7,803                               | 17,290                     | 17,290         | 13,832                         | 13,832                         |
| 2251310        | Grounds Maintenance                              | 4,600                          | 1,725                               | 5,700                      | 5,000          | 4,560                          | 4,560                          |
| 2251322        | Office Furniture Upkeep                          | 0                              | 0                                   | 1,684                      | 1,000          | 2,100                          | 2,205                          |
| 2251336        | Sanitact Maintenance Contract                    | 1,778                          | 1,334                               | 3,563                      | 4,500          | 4,725                          | 4,961                          |
| 2251337        | Operation of Facilities or Other Services        | 9,418                          | 8,431                               | 19,000                     | 20,500         | 24,675                         | 25,909                         |
| 2251399        | Other Contractual Services                       | 2,152                          | 1,150                               | 3,800                      | 6,000          | 6,300                          | 6,615                          |
|                | <b>Services</b>                                  | <b>39,864</b>                  | <b>28,472</b>                       | <b>67,392</b>              | <b>65,186</b>  | <b>76,083</b>                  | <b>79,123</b>                  |
| <b>22610EE</b> | <b>Minor Capital Repairs</b>                     |                                |                                     |                            |                |                                |                                |
| 2261201        | Transportation Equipment Upkeep                  | 426                            | 364                                 | 2,850                      | 1,850          | 3,675                          | 3,859                          |
|                | <b>Minor Capital Repairs</b>                     | <b>426</b>                     | <b>364</b>                          | <b>2,850</b>               | <b>1,850</b>   | <b>3,675</b>                   | <b>3,859</b>                   |
| <b>22810EE</b> | <b>Special Financial Transactions</b>            |                                |                                     |                            |                |                                |                                |
| 2281105        | VAT Expenses                                     | 0                              | 0                                   | 950                        | 950            | 950                            | 950                            |
| 2281135        | Expansion of Archives Operations                 | 72,960                         | 22,114                              | 94,050                     | 28,015         | 48,000                         | 48,000                         |
|                | <b>Special Financial Transactions</b>            | <b>72,960</b>                  | <b>22,114</b>                       | <b>95,000</b>              | <b>28,965</b>  | <b>48,950</b>                  | <b>48,950</b>                  |
|                | <b>Use of Goods &amp; Services</b>               | <b>174,526</b>                 | <b>101,834</b>                      | <b>234,968</b>             | <b>161,561</b> | <b>209,368</b>                 | <b>216,543</b>                 |
| <b>25000EE</b> | <b>Subsidies</b>                                 |                                |                                     |                            |                |                                |                                |
| <b>28000EE</b> | <b>Other Payments</b>                            |                                |                                     |                            |                |                                |                                |
| <b>28200EE</b> | <b>Transfers N.E.C.</b>                          |                                |                                     |                            |                |                                |                                |
| 2821101        | Contributions                                    | 0                              | 0                                   | 1,045                      | 1,000          | 1,050                          | 1,103                          |
|                | <b>Transfers N.E.C.</b>                          | <b>0</b>                       | <b>0</b>                            | <b>1,045</b>               | <b>1,000</b>   | <b>1,050</b>                   | <b>1,103</b>                   |
|                | <b>OTHER CHARGES</b>                             | <b>0</b>                       | <b>0</b>                            | <b>1,045</b>               | <b>1,000</b>   | <b>1,050</b>                   | <b>1,103</b>                   |
|                | <b>DEPARTMENT OF ARCHIVES TOTAL EXPENSES</b>     | <b>636,679</b>                 | <b>479,411</b>                      | <b>707,313</b>             | <b>611,577</b> | <b>719,818</b>                 | <b>749,464</b>                 |

The Accounting Officer for this Head is the DIRECTOR



| ITEM NO.                   | TITLE OF ITEM                                  | PROVISIONAL      | EXPENDITURE      | REVISED          |                  | PRELIMINARY      | PRELIMINARY      |
|----------------------------|--|------------------|------------------|------------------|------------------|------------------|------------------|
|                            |  | ACTUAL           | (PROVISIONAL)    | APPROVED         |                  | FORECAST         | FORECAST         |
|                            |  | EXPENDITURE      |                  | ESTIMATES        | ESTIMATES        | ESTIMATES        | ESTIMATES        |
|                            |  | JUL - MAR        |                  |                  |                  |                  |                  |
|                            |  | 2018/2019        | 2019/2020        | 2019/2020        | 2020/2021        | 2021/2022        | 2022/2023        |
|                            |  | \$               | \$               | \$               | \$               | \$               | \$               |
| <b>PERSONAL EMOLUMENTS</b> |  |                  |                  |                  |                  |                  |                  |
| <b>21110EE</b>             | <b>Wages &amp; Salaries (In Cash)</b>          |                  |                  |                  |                  |                  |                  |
| 2111101                    | Salary-Permanent/Pensionable                   | 6,578,527        | 4,763,200        | 6,238,012        | 5,616,330        | 5,654,643        | 5,692,956        |
| 2111102                    | Salary-Contract Workers                        | 1,363,251        | 1,161,691        | 1,785,350        | 1,770,508        | 1,770,508        | 1,770,508        |
| 2111104                    | Salary Adjustments                             | 0                | 0                | 200,000          | 0                | 100,000          | 100,000          |
| 2111201                    | Regular Weekly Wages                           | 31,574           | 20,195           | 31,908           | 31,908           | 31,908           | 31,908           |
|                            | <b>Wages &amp; Salaries (In Cash)</b>          | <b>7,973,352</b> | <b>5,945,086</b> | <b>8,255,270</b> | <b>7,418,746</b> | <b>7,557,059</b> | <b>7,595,372</b> |
| <b>21120EE</b>             | <b>Allowances</b>                              |                  |                  |                  |                  |                  |                  |
| 2112101                    | Honoraria                                      | 0                | 0                | 15,000           | 0                | 0                | 0                |
| 2112102                    | Overtime - Monthly Employees (General)         | 37,323           | 23,486           | 30,686           | 15,000           | 30,686           | 30,686           |
| 2112112                    | Transport & Mileage Allowance                  | 22,424           | 17,621           | 26,000           | 26,000           | 26,000           | 26,000           |
| 2112114                    | Duty Allowance                                 | 7,000            | 5,250            | 20,000           | 20,000           | 20,000           | 20,000           |
| 2112115                    | Responsibility Allowance                       | 46,225           | 22,423           | 45,000           | 45,000           | 45,000           | 45,000           |
| 2112116                    | Acting Allowance                               | 2,867            | 592              | 3,000            | 3,000            | 3,000            | 3,000            |
|                            | <b>Allowances</b>                              | <b>115,839</b>   | <b>69,372</b>    | <b>139,686</b>   | <b>109,000</b>   | <b>124,686</b>   | <b>124,686</b>   |
|                            | <b>Personal Emoluments</b>                     | <b>8,089,191</b> | <b>6,014,458</b> | <b>8,394,956</b> | <b>7,527,746</b> | <b>7,681,745</b> | <b>7,720,058</b> |
| <b>22000EE</b>             | <b>Use of Goods &amp; Services</b>             |                  |                  |                  |                  |                  |                  |
| <b>22111EE</b>             | <b>Domestic Travel &amp; Subsistence</b>       |                  |                  |                  |                  |                  |                  |
| 2211101                    | Air Transport of Persons Within The Bahamas    | 41,443           | 16,199           | 83,600           | 32,000           | 72,000           | 72,000           |
| 2211110                    | Subsistence for Travellers Within The Bahamas  | 33,924           | 18,158           | 31,350           | 20,000           | 40,000           | 40,000           |
|                            | <b>Domestic Travel &amp; Subsistence</b>       | <b>75,367</b>    | <b>34,357</b>    | <b>114,950</b>   | <b>52,000</b>    | <b>112,000</b>   | <b>112,000</b>   |
| <b>22112EE</b>             | <b>International Travel &amp; Subsistence</b>  |                  |                  |                  |                  |                  |                  |
| 2211201                    | Air Transport of Persons Outside The Bahamas   | 29,326           | 28,194           | 47,880           | 10,000           | 30,000           | 30,000           |
| 2211210                    | Subsistence for Travellers Outside The Bahamas | 24,316           | 17,293           | 49,400           | 8,000            | 20,000           | 20,000           |
|                            | <b>International Travel &amp; Subsistence</b>  | <b>53,642</b>    | <b>45,487</b>    | <b>97,280</b>    | <b>18,000</b>    | <b>50,000</b>    | <b>50,000</b>    |
| <b>22210EE</b>             | <b>Rent</b>                                    |                  |                  |                  |                  |                  |                  |
| 2221101                    | Rent - Living Accommodation (General)          | 592,252          | 490,140          | 592,300          | 592,300          | 592,300          | 592,300          |
| 2221102                    | Rent - Office                                  | 460,265          | 311,157          | 886,500          | 707,904          | 707,904          | 707,904          |
|                            | <b>Rent</b>                                    | <b>1,052,517</b> | <b>801,297</b>   | <b>1,478,800</b> | <b>1,300,204</b> | <b>1,300,204</b> | <b>1,300,204</b> |
| <b>22310EE</b>             | <b>Utilities &amp; Communication</b>           |                  |                  |                  |                  |                  |                  |
| 2231106                    | Communications - School Management Project     | 0                | 0                | 0                | 1,466,369        | 1,934,369        | 3,934,369        |
|                            | <b>Utilities &amp; Communication</b>           | <b>0</b>         | <b>0</b>         | <b>0</b>         | <b>1,466,369</b> | <b>1,934,369</b> | <b>3,934,369</b> |
| <b>22410EE</b>             | <b>Supplies &amp; Materials</b>                |                  |                  |                  |                  |                  |                  |
| 2241201                    | Office Supplies & Stationery                   | 9,624            | 9,974            | 23,940           | 15,000           | 25,200           | 25,200           |
| 2241205                    | Food, Ice & Drinking Water                     | 8,665            | 6,546            | 10,260           | 7,800            | 10,800           | 10,800           |
| 2241206                    | Publications                                   | 3,148            | 2,617            | 6,175            | 2,000            | 6,500            | 6,500            |
| 2241211                    | Cleaning & Toilet Supplies                     | 13,180           | 9,492            | 22,800           | 18,800           | 23,800           | 23,800           |
| 2241213                    | Clothing & Clothing Supplies                   | 3,998            | 1,293            | 2,850            | 1,500            | 3,000            | 3,000            |
| 2241217                    | Construction Materials & Parts                 | 0                | 0                | 855              | 0                | 900              | 900              |
| 2241220                    | Educational Supplies                           | 67,213           | 28,040           | 55,100           | 55,100           | 55,100           | 55,100           |



| ITEM NO.       | TITLE OF ITEM   | PROVISIONAL ACTUAL EXPENDITURE | EXPENDITURE (PROVISIONAL) JUL - MAR | REVISED APPROVED ESTIMATES | ESTIMATES        | PRELIMINARY FORECAST ESTIMATES | PRELIMINARY FORECAST ESTIMATES |
|----------------|---|--------------------------------|-------------------------------------|----------------------------|------------------|--------------------------------|--------------------------------|
|                |   | 2018/2019                      | 2019/2020                           | 2019/2020                  | 2020/2021        | 2021/2022                      | 2022/2023                      |
|                |   | \$                             | \$                                  | \$                         | \$               | \$                             | \$                             |
| 2241299        | Other Supplies & Materials                            | 12,423                         | 3,537                               | 13,300                     | 7,840            | 7,840                          | 7,840                          |
|                | <b>Supplies &amp; Materials</b>                       | <b>118,251</b>                 | <b>61,499</b>                       | <b>135,280</b>             | <b>108,040</b>   | <b>133,140</b>                 | <b>133,140</b>                 |
| <b>22510EE</b> | <b>Services</b>                                       |                                |                                     |                            |                  |                                |                                |
| 2251101        | Printing & Duplication Service                        | 22,486                         | 15,230                              | 34,200                     | 27,000           | 30,000                         | 30,000                         |
| 2251102        | Advertising & Public Notices                          | 72,337                         | 29,107                              | 21,375                     | 25,000           | 25,000                         | 25,000                         |
| 2251107        | Workshops, Conferences, Seminars, Meetings & Exhibits | 60,921                         | 10,861                              | 19,000                     | 15,200           | 15,200                         | 15,200                         |
| 2251108        | Tuition, Training, In-service Awards, Subsistence     | 0                              | 1,080                               | 2,138                      | 100              | 1,000                          | 1,000                          |
| 2251109        | Licencing & Inspection of Vehicles                    | 3,130                          | 8,035                               | 8,730                      | 6,984            | 6,984                          | 6,984                          |
| 2251115        | Consultancy Services                                  | 536,928                        | 650,000                             | 650,000                    | 600,000          | 600,000                        | 600,000                        |
| 2251117        | Examination, Supervision & Marking Fees               | 74,837                         | 41,707                              | 60,000                     | 60,000           | 60,000                         | 60,000                         |
| 2251125        | Planning, Research & Development                      | 144                            | 0                                   | 1,900                      | 150              | 500                            | 500                            |
| 2251128        | Fees & Other Charges                                  | 31,320                         | 19,959                              | 33,250                     | 20,000           | 35,000                         | 35,000                         |
| 2251129        | Staff Engagement                                      | 5,172                          | 2,066                               | 9,576                      | 4,788            | 4,788                          | 4,788                          |
| 2251203        | Freight & Express                                     | 2,225                          | 1,203                               | 1,140                      | 2,000            | 2,000                          | 2,000                          |
| 2251302        | Building Maintenance                                  | 278,899                        | 181,314                             | 270,418                    | 200,000          | 275,000                        | 275,000                        |
| 2251307        | Maintenance of Generators, A/C & Other Machinery      | 78,198                         | 31,555                              | 75,525                     | 60,420           | 60,420                         | 60,420                         |
| 2251308        | Maintenance of Communication Equipment                | 375                            | 210                                 | 1,425                      | 1,500            | 1,500                          | 1,500                          |
| 2251321        | Fumigation & Pest Control                             | 500                            | 3,900                               | 5,700                      | 4,000            | 5,000                          | 5,000                          |
| 2251333        | School Grounds Improvements & Upkeep                  | 25,500                         | 24,368                              | 24,368                     | 19,494           | 19,494                         | 19,494                         |
| 2251335        | Sewerage Maintenance Contracts                        | 0                              | 0                                   | 3,420                      | 3,600            | 3,600                          | 3,600                          |
| 2251337        | Operation of Facilities or Other Services             | 298,372                        | 198,482                             | 370,548                    | 200,000          | 340,000                        | 340,000                        |
| 2251339        | Janitorial Service Contracts                          | 0                              | 128                                 | 855                        | 900              | 900                            | 900                            |
|                | <b>Services</b>                                       | <b>1,491,344</b>               | <b>1,219,205</b>                    | <b>1,593,568</b>           | <b>1,251,136</b> | <b>1,486,386</b>               | <b>1,486,386</b>               |
| <b>22610EE</b> | <b>Minor Capital Repairs</b>                          |                                |                                     |                            |                  |                                |                                |
| 2261201        | Transportation Equipment Upkeep                       | 21,542                         | 11,260                              | 24,700                     | 19,760           | 19,760                         | 19,760                         |
|                | <b>Minor Capital Repairs</b>                          | <b>21,542</b>                  | <b>11,260</b>                       | <b>24,700</b>              | <b>19,760</b>    | <b>19,760</b>                  | <b>19,760</b>                  |
| <b>22710EE</b> | <b>Operational Expenses</b>                           |                                |                                     |                            |                  |                                |                                |
| 2271001        | Operational Expenses                                  | 642,488                        | 378,544                             | 587,860                    | 475,000          | 493,800                        | 493,800                        |
|                | <b>Operational Expenses</b>                           | <b>642,488</b>                 | <b>378,544</b>                      | <b>587,860</b>             | <b>475,000</b>   | <b>493,800</b>                 | <b>493,800</b>                 |
| <b>22810EE</b> | <b>Special Financial Transactions</b>                 |                                |                                     |                            |                  |                                |                                |
| 2281001        | Special Financial Transactions                        | 100,460                        | 10,450                              | 23,750                     | 23,000           | 25,000                         | 25,000                         |
| 2281105        | VAT Expenses  | 0                              | 124                                 | 855                        | 900              | 900                            | 900                            |
| 2281152        | Career Path Implementation                            | 0                              | 11,425                              | 34,200                     | 40,000           | 40,000                         | 40,000                         |
| 2281163        | Hosting of The National Education Conference          | 6,070                          | 0                                   | 95,000                     | 5,000            | 100,000                        | 100,000                        |
| 2281177        | Teacher - Cadet Programme                             | 106,484                        | 25,041                              | 130,000                    | 75,000           | 75,000                         | 75,000                         |
|                | <b>Special Financial Transactions</b>                 | <b>213,014</b>                 | <b>47,040</b>                       | <b>283,805</b>             | <b>143,900</b>   | <b>240,900</b>                 | <b>240,900</b>                 |
| <b>22950EE</b> | <b>School Board Expenses</b>                          |                                |                                     |                            |                  |                                |                                |
| 2295003        | Grant - Stapleton School                              | 30,000                         | 15,000                              | 30,000                     | 30,000           | 30,000                         | 30,000                         |
| 2295004        | Grant - Centre for The Deaf                           | 30,000                         | 15,000                              | 30,000                     | 30,000           | 30,000                         | 30,000                         |
| 2295005        | Grant - School for The Blind                          | 30,000                         | 0                                   | 30,000                     | 30,000           | 30,000                         | 30,000                         |
|                | <b>School Board Expenses</b>                          | <b>90,000</b>                  | <b>30,000</b>                       | <b>90,000</b>              | <b>90,000</b>    | <b>90,000</b>                  | <b>90,000</b>                  |
|                | <b>Use of Goods &amp; Services</b>                    | <b>3,758,165</b>               | <b>2,628,689</b>                    | <b>4,406,243</b>           | <b>4,924,409</b> | <b>5,860,559</b>               | <b>7,860,559</b>               |

# [Head 038] MINISTRY OF EDUCATION



| ITEM NO.       | TITLE OF ITEM  | PROVISIONAL ACTUAL EXPENDITURE | EXPENDITURE (PROVISIONAL) | REVISED APPROVED ESTIMATES | ESTIMATES          | PRELIMINARY FORECAST ESTIMATES | PRELIMINARY FORECAST ESTIMATES |
|----------------|--|--------------------------------|---------------------------|----------------------------|--------------------|--------------------------------|--------------------------------|
|                |  | 2018/2019                      | JUL - MAR 2019/2020       | 2019/2020                  | 2020/2021          | 2021/2022                      | 2022/2023                      |
|                |  | \$                             | \$                        | \$                         | \$                 | \$                             | \$                             |
| <b>25000EE</b> | <b>Subsidies</b>   |                                |                           |                            |                    |                                |                                |
| <b>25100EE</b> | <b>Subsidies to Public Corporations</b>                      |                                |                           |                            |                    |                                |                                |
| 2511206        | Operation - University of The Bahamas                        | 38,559,074                     | 20,266,031                | 30,744,773                 | 30,744,773         | 30,744,773                     | 30,744,773                     |
| 2511207        | Bahamas Technical & Vocational Institute                     | 8,603,113                      | 4,577,335                 | 6,103,113                  | 6,103,113          | 6,103,113                      | 6,103,113                      |
|                | <b>Subsidies to Public Corporations</b>                      | <b>47,162,187</b>              | <b>24,843,366</b>         | <b>36,847,886</b>          | <b>36,847,886</b>  | <b>36,847,886</b>              | <b>36,847,886</b>              |
| <b>25200EE</b> | <b>Subsidies to Private Enterprises</b>                      |                                |                           |                            |                    |                                |                                |
| 2521010        | Salary Grant - Independent Schools                           | 13,513,400                     | 11,286,771                | 14,725,000                 | 15,000,000         | 15,349,438                     | 15,349,438                     |
|                | <b>Subsidies to Private Enterprises</b>                      | <b>13,513,400</b>              | <b>11,286,771</b>         | <b>14,725,000</b>          | <b>15,000,000</b>  | <b>15,349,438</b>              | <b>15,349,438</b>              |
|                | <b>Subsidies</b>   | <b>60,675,587</b>              | <b>36,130,137</b>         | <b>51,572,886</b>          | <b>51,847,886</b>  | <b>52,197,324</b>              | <b>52,197,324</b>              |
| <b>26000EE</b> | <b>Grants</b>  |                                |                           |                            |                    |                                |                                |
| <b>26200EE</b> | <b>Grants to International Organizations</b>                 |                                |                           |                            |                    |                                |                                |
| 2621161        | UN Education/Scientific/Cultural Org.(UNESCO)                | 2,141                          | 46,542                    | 65,550                     | 60,000             | 69,000                         | 69,000                         |
|                | <b>Grants to International Organizations</b>                 | <b>2,141</b>                   | <b>46,542</b>             | <b>65,550</b>              | <b>60,000</b>      | <b>69,000</b>                  | <b>69,000</b>                  |
|                | <b>Grants</b>  | <b>2,141</b>                   | <b>46,542</b>             | <b>65,550</b>              | <b>60,000</b>      | <b>69,000</b>                  | <b>69,000</b>                  |
| <b>28000EE</b> | <b>Other Payments</b>  |                                |                           |                            |                    |                                |                                |
| <b>28200EE</b> | <b>Transfers N.E.C.</b>                                      |                                |                           |                            |                    |                                |                                |
| 2821111        | Scholarships (International)                                 | 17,626,271                     | 13,715,961                | 14,112,568                 | 14,112,568         | 15,000,000                     | 15,000,000                     |
| 2821114        | Technical Cadet Corps  | 58,736                         | 32,520                    | 54,000                     | 50,000             | 54,000                         | 54,000                         |
| 2821120        | Merit Award  | 1,500                          | 0                         | 135,000                    | 80,000             | 80,000                         | 80,000                         |
| 2821124        | Scholarships/Grants UB                                       | 0                              | 15,510,601                | 17,000,000                 | 18,500,000         | 18,500,000                     | 18,500,000                     |
| 2821125        | Scholarships/Grants BTVI                                     | 0                              | 0                         | 4,100,000                  | 4,600,000          | 4,600,000                      | 4,600,000                      |
| 2821299        | Grants - Non-Government Organizations                        | 42,000                         | 15,000                    | 42,000                     | 42,000             | 42,000                         | 42,000                         |
| 2821405        | Interest Subsidy - Education Guarantee Loan                  | 6,010,000                      | 900,000                   | 900,000                    | 900,000            | 900,000                        | 900,000                        |
| 2821602        | Expenses - Advisory Councils/Tribunals/Committees            | 67,200                         | 100,200                   | 64,000                     | 200,000            | 200,000                        | 200,000                        |
| 2821612        | Contribution to UWI  | 7,555,010                      | 4,228,142                 | 7,898,423                  | 6,414,054          | 6,414,054                      | 6,414,054                      |
| 2821614        | Other Grants   | 0                              | 1,620,397                 | 2,183,317                  | 2,183,317          | 2,183,317                      | 2,183,317                      |
| 2821616        | Grant - Long Island Museum                                   | 30,000                         | 0                         | 30,000                     | 30,000             | 30,000                         | 30,000                         |
|                | <b>Transfers N.E.C.</b>                                      | <b>31,390,717</b>              | <b>36,122,821</b>         | <b>46,519,308</b>          | <b>47,111,939</b>  | <b>48,003,371</b>              | <b>48,003,371</b>              |
| <b>28300EE</b> | <b>Premiums, Fees &amp; Claims</b>                           |                                |                           |                            |                    |                                |                                |
| 2831101        | Insurance Premiums - Government Buildings/ Structures/Assets | 0                              | 0                         | 3,420                      | 3,420              | 3,420                          | 3,420                          |
|                | <b>Premiums, Fees &amp; Claims</b>                           | <b>0</b>                       | <b>0</b>                  | <b>3,420</b>               | <b>3,420</b>       | <b>3,420</b>                   | <b>3,420</b>                   |
|                | <b>OTHER CHARGES</b>   | <b>31,390,717</b>              | <b>36,122,821</b>         | <b>46,522,728</b>          | <b>47,115,359</b>  | <b>48,006,791</b>              | <b>48,006,791</b>              |
|                | <b>MINISTRY OF EDUCATION TOTAL EXPENSES</b>                  | <b>103,915,801</b>             | <b>80,942,647</b>         | <b>110,962,363</b>         | <b>111,475,400</b> | <b>113,815,419</b>             | <b>115,853,732</b>             |

The Accounting Officer for this Head is the PERMANENT SECRETARY



# [Head 040] MINISTRY OF TRANSPORT & LOCAL GOVERNMENT



| ITEM NO.                   | TITLE OF ITEM                                  | PROVISIONAL ACTUAL EXPENDITURE | EXPENDITURE (PROVISIONAL) | REVISED APPROVED ESTIMATES | ESTIMATES      | PRELIMINARY FORECAST ESTIMATES | PRELIMINARY FORECAST ESTIMATES |
|----------------------------|--|--------------------------------|---------------------------|----------------------------|----------------|--------------------------------|--------------------------------|
|                            |  | 2018/2019                      | JUL - MAR 2019/2020       | 2019/2020                  | 2020/2021      | 2021/2022                      | 2022/2023                      |
|                            |  | \$                             | \$                        | \$                         | \$             | \$                             | \$                             |
| <b>PERSONAL EMOLUMENTS</b> |  |                                |                           |                            |                |                                |                                |
| <b>21110EE</b>             | <b>Wages &amp; Salaries (In Cash)</b>          |                                |                           |                            |                |                                |                                |
| 2111101                    | Salary-Permanent/Pensionable                   | 634,398                        | 559,452                   | 612,512                    | 636,175        | 658,201                        | 661,326                        |
| 2111102                    | Salary-Contract Workers                        | 1,117                          | 0                         | 16,300                     | 0              | 16,300                         | 16,300                         |
|                            | <b>Wages &amp; Salaries (In Cash)</b>          | <b>635,515</b>                 | <b>559,452</b>            | <b>628,812</b>             | <b>636,175</b> | <b>674,501</b>                 | <b>677,626</b>                 |
| <b>21120EE</b>             | <b>Allowances</b>                              |                                |                           |                            |                |                                |                                |
| 2112102                    | Overtime - Monthly Employees (General)         | 2,935                          | 491                       | 3,000                      | 1,500          | 3,000                          | 3,000                          |
| 2112112                    | Transport & Mileage Allowance                  | 4,442                          | 2,700                     | 9,600                      | 9,600          | 9,600                          | 9,600                          |
| 2112114                    | Duty Allowance                                 | 5,334                          | 3,750                     | 10,000                     | 10,000         | 10,000                         | 10,000                         |
| 2112115                    | Responsibility Allowance                       | 17,542                         | 18,933                    | 20,000                     | 20,000         | 20,000                         | 20,000                         |
| 2112116                    | Acting Allowance                               | 3,600                          | 312                       | 5,000                      | 5,000          | 5,000                          | 5,000                          |
|                            | <b>Allowances</b>                              | <b>33,853</b>                  | <b>26,186</b>             | <b>47,600</b>              | <b>46,100</b>  | <b>47,600</b>                  | <b>47,600</b>                  |
|                            | <b>Personal Emoluments</b>                     | <b>669,368</b>                 | <b>585,638</b>            | <b>676,412</b>             | <b>682,275</b> | <b>722,101</b>                 | <b>725,226</b>                 |
| <b>22000EE</b>             | <b>Use of Goods &amp; Services</b>             |                                |                           |                            |                |                                |                                |
| <b>22111EE</b>             | <b>Domestic Travel &amp; Subsistence</b>       |                                |                           |                            |                |                                |                                |
| 2211101                    | Air Transport of Persons Within The Bahamas    | 4,408                          | 3,046                     | 6,840                      | 5,472          | 15,000                         | 15,000                         |
| 2211110                    | Subsistence for Travellers Within The Bahamas  | 3,690                          | 5,822                     | 3,990                      | 3,192          | 6,500                          | 6,500                          |
|                            | <b>Domestic Travel &amp; Subsistence</b>       | <b>8,098</b>                   | <b>8,868</b>              | <b>10,830</b>              | <b>8,664</b>   | <b>21,500</b>                  | <b>21,500</b>                  |
| <b>22112EE</b>             | <b>International Travel &amp; Subsistence</b>  |                                |                           |                            |                |                                |                                |
| 2211201                    | Air Transport of Persons Outside The Bahamas   | 2,277                          | 0                         | 6,840                      | 2,031          | 20,000                         | 20,000                         |
| 2211210                    | Subsistence for Travellers Outside The Bahamas | 3,212                          | 2,200                     | 9,500                      | 2,822          | 20,000                         | 20,000                         |
| 2211214                    | Incidental Travel Expenses Outside The Bahamas | 600                            | 240                       | 1,900                      | 456            | 1,520                          | 1,520                          |
|                            | <b>International Travel &amp; Subsistence</b>  | <b>6,089</b>                   | <b>2,440</b>              | <b>18,240</b>              | <b>5,309</b>   | <b>41,520</b>                  | <b>41,520</b>                  |
| <b>22410EE</b>             | <b>Supplies &amp; Materials</b>                |                                |                           |                            |                |                                |                                |
| 2241201                    | Office Supplies & Stationery                   | 7,543                          | 2,706                     | 9,485                      | 9,390          | 12,000                         | 12,000                         |
| 2241205                    | Food, Ice & Drinking Water                     | 6,843                          | 4,535                     | 7,220                      | 7,220          | 15,000                         | 15,000                         |
| 2241206                    | Publications                                   | 2,235                          | 1,874                     | 3,800                      | 3,040          | 4,100                          | 4,100                          |
| 2241211                    | Cleaning & Toilet Supplies                     | 3,327                          | 2,778                     | 3,975                      | 3,935          | 8,000                          | 9,000                          |
| 2241212                    | Computer Software Supplies & Materials         | 167                            | 114                       | 760                        | 608            | 1,000                          | 1,500                          |
| 2241213                    | Clothing & Clothing Supplies                   | 0                              | 0                         | 0                          | 1,000          | 2,000                          | 2,000                          |
| 2241220                    | Educational Supplies                           | 0                              | 0                         | 950                        | 760            | 1,025                          | 1,025                          |
| 2241299                    | Other Supplies & Materials                     | 414                            | 224                       | 760                        | 608            | 1,200                          | 1,200                          |
|                            | <b>Supplies &amp; Materials</b>                | <b>20,529</b>                  | <b>12,231</b>             | <b>26,950</b>              | <b>26,561</b>  | <b>44,325</b>                  | <b>45,825</b>                  |
| <b>22510EE</b>             | <b>Services</b>                                |                                |                           |                            |                |                                |                                |
| 2251101                    | Printing & Duplication Service                 | 7,809                          | 5,675                     | 8,550                      | 6,840          | 12,550                         | 13,550                         |
| 2251102                    | Advertising & Public Notices                   | 0                              | 0                         | 760                        | 608            | 820                            | 820                            |

# [Head 040] MINISTRY OF TRANSPORT & LOCAL GOVERNMENT



| ITEM NO.       | TITLE OF ITEM  | PROVISIONAL ACTUAL EXPENDITURE | EXPENDITURE (PROVISIONAL) | REVISED APPROVED ESTIMATES | ESTIMATES         | PRELIMINARY FORECAST ESTIMATES | PRELIMINARY FORECAST ESTIMATES |
|----------------|--|--------------------------------|---------------------------|----------------------------|-------------------|--------------------------------|--------------------------------|
|                |  | 2018/2019                      | JUL - MAR 2019/2020       | 2019/2020                  | 2020/2021         | 2021/2022                      | 2022/2023                      |
|                |  | \$                             | \$                        | \$                         | \$                | \$                             | \$                             |
| 2251107        | Workshops, Conferences, Seminars, Meetings & Exhibits              | 4,891                          | 0                         | 4,750                      | 3,800             | 5,125                          | 5,125                          |
| 2251108        | Tuition, Training, In-service Awards, Subsistence                  | 0                              | 0                         | 4,750                      | 3,800             | 5,125                          | 5,125                          |
| 2251109        | Licencing & Inspection of Vehicles                                 | 975                            | 0                         | 2,700                      | 2,160             | 2,768                          | 2,768                          |
| 2251115        | Consultancy Services   | 178,867                        | 336,762                   | 84,962                     | 70,000            | 120,000                        | 120,000                        |
| 2251128        | Fees & Other Charges   | 14,912                         | 6,430                     | 10,165                     | 10,165            | 10,968                         | 10,968                         |
| 2251129        | Staff Engagement   | 733                            | 500                       | 1,140                      | 570               | 1,230                          | 1,230                          |
| 2251199        | Other Services   | 1,060                          | 771                       | 14,550                     | 4,750             | 5,125                          | 5,125                          |
| 2251209        | Mail Boat Service Contracts  | 7,703,520                      | 5,677,860                 | 8,780,953                  | 8,754,000         | 8,754,000                      | 8,754,000                      |
| 2251336        | Sanitact Maintenance Contract                                      | 2,625                          | 1,900                     | 1,900                      | 1,900             | 2,050                          | 2,050                          |
| 2251337        | Operation of Facilities or Other Services                          | 3,126                          | 4,709                     | 9,500                      | 573,378           | 574,128                        | 574,128                        |
|                | <b>Services</b>  | <b>7,918,518</b>               | <b>6,034,607</b>          | <b>8,924,680</b>           | <b>9,431,971</b>  | <b>9,493,889</b>               | <b>9,494,889</b>               |
| <b>22610EE</b> | <b>Minor Capital Repairs</b>                                       |                                |                           |                            |                   |                                |                                |
| 2261201        | Transportation Equipment Upkeep                                    | 2,984                          | 2,128                     | 4,750                      | 3,800             | 7,000                          | 8,000                          |
|                | <b>Minor Capital Repairs</b>                                       | <b>2,984</b>                   | <b>2,128</b>              | <b>4,750</b>               | <b>3,800</b>      | <b>7,000</b>                   | <b>8,000</b>                   |
| <b>22810EE</b> | <b>Special Financial Transactions</b>                              |                                |                           |                            |                   |                                |                                |
| 2281105        | VAT Expenses   | 426                            | 252                       | 950                        | 950               | 1,025                          | 1,025                          |
|                | <b>Special Financial Transactions</b>                              | <b>426</b>                     | <b>252</b>                | <b>950</b>                 | <b>950</b>        | <b>1,025</b>                   | <b>1,025</b>                   |
|                | <b>Use of Goods &amp; Services</b>                                 | <b>7,956,644</b>               | <b>6,060,526</b>          | <b>8,986,400</b>           | <b>9,477,255</b>  | <b>9,609,259</b>               | <b>9,612,759</b>               |
| <b>25000EE</b> | <b>Subsidies</b>   |                                |                           |                            |                   |                                |                                |
| <b>25200EE</b> | <b>Subsidies to Private Enterprises</b>                            |                                |                           |                            |                   |                                |                                |
| 2521008        | Subsidies to Local Vessels   | 0                              | 0                         | 1,000                      | 1,000             | 1,025                          | 1,025                          |
|                | <b>Subsidies to Private Enterprises</b>                            | <b>0</b>                       | <b>0</b>                  | <b>1,000</b>               | <b>1,000</b>      | <b>1,025</b>                   | <b>1,025</b>                   |
|                | <b>Subsidies</b>   | <b>0</b>                       | <b>0</b>                  | <b>1,000</b>               | <b>1,000</b>      | <b>1,025</b>                   | <b>1,025</b>                   |
|                | <b>MINISTRY OF TRANSPORT &amp; LOCAL GOVERNMENT TOTAL EXPENSES</b> | <b>8,626,012</b>               | <b>6,646,164</b>          | <b>9,663,812</b>           | <b>10,160,530</b> | <b>10,332,385</b>              | <b>10,339,010</b>              |

The Accounting Officer for this Head is the PERMANENT SECRETARY

*[Head 043]* **MINISTRY OF SOCIAL  
SERVICES & URBAN DEVELOPMENT**



| ITEM NO.                   | TITLE OF ITEM                                  | PROVISIONAL      | EXPENDITURE      | REVISED          |                  | PRELIMINARY      | PRELIMINARY      |
|----------------------------|--|------------------|------------------|------------------|------------------|------------------|------------------|
|                            |  | ACTUAL           | (PROVISIONAL)    | APPROVED         |                  | FORECAST         | FORECAST         |
|                            |  | EXPENDITURE      | JUL - MAR        | ESTIMATES        | ESTIMATES        | ESTIMATES        | ESTIMATES        |
|                            |  | 2018/2019        | 2019/2020        | 2019/2020        | 2020/2021        | 2021/2022        | 2022/2023        |
|                            |  | \$               | \$               | \$               | \$               | \$               | \$               |
| <b>PERSONAL EMOLUMENTS</b> |  |                  |                  |                  |                  |                  |                  |
| <b>21110EE</b>             | <b>Wages &amp; Salaries (In Cash)</b>          |                  |                  |                  |                  |                  |                  |
| 2111101                    | Salary-Permanent/Pensionable                   | 3,535,507        | 2,760,476        | 3,298,460        | 3,308,491        | 3,382,989        | 3,426,967        |
| 2111102                    | Salary-Contract Workers                        | 285,738          | 3,743,122        | 486,200          | 3,800,124        | 4,057,275        | 4,057,275        |
|                            | <b>Wages &amp; Salaries (In Cash)</b>          | <b>3,821,245</b> | <b>6,503,598</b> | <b>3,784,660</b> | <b>7,108,615</b> | <b>7,440,264</b> | <b>7,484,242</b> |
| <b>21120EE</b>             | <b>Allowances</b>                              |                  |                  |                  |                  |                  |                  |
| 2112102                    | Overtime - Monthly Employees (General)         | 39,105           | 22,437           | 60,000           | 60,000           | 60,000           | 60,000           |
| 2112103                    | Housing Allowance                              | 7,683            | 0                | 24,000           | 24,000           | 24,600           | 24,600           |
| 2112105                    | Risk & Hazard Allowance                        | 0                | 0                | 600              | 600              | 600              | 600              |
| 2112112                    | Transport & Mileage Allowance                  | 3,500            | 3,750            | 4,300            | 4,300            | 4,408            | 4,408            |
| 2112114                    | Duty Allowance                                 | 7,841            | 5,833            | 8,000            | 8,000            | 8,200            | 8,200            |
| 2112115                    | Responsibility Allowance                       | 27,543           | 28,083           | 40,000           | 40,000           | 40,000           | 40,000           |
| 2112116                    | Acting Allowance                               | 1,200            | 0                | 6,700            | 6,700            | 6,868            | 6,868            |
| 2112117                    | Hardship Allowance                             | 0                | 0                | 2,000            | 2,000            | 2,050            | 2,050            |
| 2112122                    | Clothing Allowance                             | 0                | 0                | 500              | 500              | 513              | 513              |
| 2112125                    | Disturbance Allowance/Geographical             | 7,800            | 8,100            | 18,000           | 18,000           | 18,000           | 18,000           |
| 2112132                    | Uniform Allowance                              | 0                | 0                | 300              | 300              | 308              | 308              |
| 2112199                    | Other Allowances                               | 6,800            | 0                | 9,000            | 9,000            | 9,225            | 9,225            |
|                            | <b>Allowances</b>                              | <b>101,472</b>   | <b>68,203</b>    | <b>173,400</b>   | <b>173,400</b>   | <b>174,772</b>   | <b>174,772</b>   |
|                            | <b>Personal Emoluments</b>                     | <b>3,922,717</b> | <b>6,571,801</b> | <b>3,958,060</b> | <b>7,282,015</b> | <b>7,615,036</b> | <b>7,659,014</b> |
| <b>22000EE</b>             | <b>Use of Goods &amp; Services</b>             |                  |                  |                  |                  |                  |                  |
| <b>22111EE</b>             | <b>Domestic Travel &amp; Subsistence</b>       |                  |                  |                  |                  |                  |                  |
| 2211101                    | Air Transport of Persons Within The Bahamas    | 106              | 2,842            | 3,803,210        | 43,640           | 64,440           | 64,440           |
| 2211103                    | Mileage Within The Bahamas                     | 53,950           | 41,370           | 219,000          | 203,000          | 134,325          | 134,325          |
| 2211110                    | Subsistence for Travellers Within The Bahamas  | 210              | 7,454            | 52,960           | 46,560           | 31,560           | 31,560           |
| 2211114                    | Incidental Travel Expenses Within The Bahamas  | 0                | 100              | 15,900           | 4,520            | 4,600            | 4,600            |
|                            | <b>Domestic Travel &amp; Subsistence</b>       | <b>54,266</b>    | <b>51,766</b>    | <b>4,091,070</b> | <b>297,720</b>   | <b>234,925</b>   | <b>234,925</b>   |
| <b>22112EE</b>             | <b>International Travel &amp; Subsistence</b>  |                  |                  |                  |                  |                  |                  |
| 2211201                    | Air Transport of Persons Outside The Bahamas   | 160              | 44,216           | 242,500          | 38,410           | 182,310          | 182,310          |
| 2211203                    | Mileage (International)                        | 0                | 720              | 453,131          | 4,800            | 16,000           | 16,000           |
| 2211210                    | Subsistence for Travellers Outside The Bahamas | -1,829           | 26,015           | 33,000           | 18,700           | 31,500           | 25,500           |
|                            | <b>International Travel &amp; Subsistence</b>  | <b>-1,669</b>    | <b>70,951</b>    | <b>728,631</b>   | <b>61,910</b>    | <b>229,810</b>   | <b>223,810</b>   |
| <b>22210EE</b>             | <b>Rent</b>                                    |                  |                  |                  |                  |                  |                  |
| 2221101                    | Rent - Living Accommodation (General)          | 3,000            | 0                | 1,000            | 1,000            | 1,025            | 1,025            |
| 2221102                    | Rent - Office                                  | 0                | 98,949           | 0                | 132,700          | 460,353          | 460,353          |
|                            | <b>Rent</b>                                    | <b>3,000</b>     | <b>98,949</b>    | <b>1,000</b>     | <b>133,700</b>   | <b>461,378</b>   | <b>461,378</b>   |

# [Head 043] MINISTRY OF SOCIAL SERVICES & URBAN DEVELOPMENT



| ITEM NO.       | TITLE OF ITEM   | PROVISIONAL   | EXPENDITURE    | REVISED        |                  | PRELIMINARY      | PRELIMINARY      |
|----------------|---|---------------|----------------|----------------|------------------|------------------|------------------|
|                |   | ACTUAL        | (PROVISIONAL)  | APPROVED       |                  | FORECAST         | FORECAST         |
|                |   | EXPENDITURE   |                | ESTIMATES      | ESTIMATES        | ESTIMATES        | ESTIMATES        |
|                |   | JUL - MAR     |                |                |                  |                  |                  |
|                |   | 2018/2019     | 2019/2020      | 2019/2020      | 2020/2021        | 2021/2022        | 2022/2023        |
|                |   | \$            | \$             | \$             | \$               | \$               | \$               |
| <b>22310EE</b> | <b>Utilities &amp; Communication</b>                  |               |                |                |                  |                  |                  |
| 2231101        | Telephone - Landline                                  | 0             | 42,000         | 0              | 32,800           | 65,600           | 65,600           |
| 2231105        | Cable Services  | 0             | 0              | 0              | 120,000          | 120,000          | 120,000          |
| 2231201        | Electricity   | 0             | 0              | 0              | 130,400          | 130,400          | 130,400          |
|                | <b>Utilities &amp; Communication</b>                  | <b>0</b>      | <b>42,000</b>  | <b>0</b>       | <b>283,200</b>   | <b>316,000</b>   | <b>316,000</b>   |
| <b>22410EE</b> | <b>Supplies &amp; Materials</b>                       |               |                |                |                  |                  |                  |
| 2241103        | Propane Gas   | 168           | 10,000         | 400            | 2,700            | 10,410           | 10,410           |
| 2241201        | Office Supplies & Stationery                          | 2,726         | 111,832        | 184,200        | 127,176          | 177,790          | 177,790          |
| 2241205        | Food, Ice & Drinking Water                            | 3,108         | 18,661         | 82,500         | 81,000           | 96,090           | 96,090           |
| 2241206        | Publications  | 2,179         | 3,233          | 2,500          | 4,100            | 7,400            | 7,400            |
| 2241211        | Cleaning & Toilet Supplies                            | 2,112         | 11,811         | 119,700        | 95,400           | 112,860          | 112,860          |
| 2241212        | Computer Software Supplies & Materials                | 124           | 20,039         | 320            | 17,000           | 16,256           | 16,256           |
| 2241213        | Clothing & Clothing Supplies                          | 300           | 2,404          | 24,900         | 19,040           | 19,065           | 19,065           |
| 2241220        | Educational Supplies                                  | 820           | 0              | 1,000          | 1,000            | 800              | 800              |
| 2241299        | Other Supplies & Materials                            | 5,631         | 6,154          | 6,400          | 19,020           | 16,640           | 16,640           |
|                | <b>Supplies &amp; Materials</b>                       | <b>17,168</b> | <b>184,134</b> | <b>421,920</b> | <b>366,436</b>   | <b>457,311</b>   | <b>457,311</b>   |
| <b>22510EE</b> | <b>Services</b>                                       |               |                |                |                  |                  |                  |
| 2251101        | Printing & Duplication Service                        | 1,358         | 149,541        | 294,700        | 99,005           | 59,005           | 59,005           |
| 2251102        | Advertising & Public Notices                          | 392           | 5,075          | 1,000          | 6,000            | 5,800            | 5,800            |
| 2251107        | Workshops, Conferences, Seminars, Meetings & Exhibits | 2,147         | 26,954         | 2,600          | 8,000            | 22,080           | 22,080           |
| 2251108        | Tuition, Training, In-service Awards, Subsistence     | 544           | 790            | 5,000          | 12,000           | 9,000            | 4,000            |
| 2251109        | Licencing & Inspection of Vehicles                    | 975           | 9,195          | 1,200          | 11,695           | 10,695           | 10,695           |
| 2251110        | Postage, Postal Machines & Services                   | 0             | 0              | 0              | 600              | 600              | 600              |
| 2251111        | Security Services Contract                            | 0             | 8,000          | 0              | 8,400            | 8,400            | 8,400            |
| 2251128        | Fees & Other Charges                                  | 4,820         | 13,074         | 5,500          | 141,800          | 142,438          | 137,438          |
| 2251129        | Staff Engagement                                      | 8,251         | 0              | 5,080          | 2,540            | 2,540            | 2,540            |
| 2251201        | Local Transportation of Goods                         | 881           | 69,324         | 177,280        | 89,640           | 23,667           | 23,667           |
| 2251203        | Freight & Express                                     | 0             | 95,117         | 190,500        | 181,000          | 47,500           | 47,500           |
| 2251302        | Building Maintenance                                  | 855           | 3,665          | 1,000          | 8,000            | 7,005            | 1,025            |
| 2251306        | Computers, Business Machines & Related Equipment      | 0             | 26,000         | 0              | 12,000           | 12,000           | 12,000           |
| 2251307        | Maintenance of Generators, A/C & Other Machinery      | 0             | 12,000         | 0              | 8,000            | 15,000           | 15,000           |
| 2251321        | Fumigation & Pest Control                             | 0             | 5,000          | 0              | 5,000            | 5,000            | 5,000            |
| 2251322        | Office Furniture Upkeep                               | 0             | 64,000         | 0              | 0                | 0                | 0                |
| 2251336        | Sanitact Maintenance Contract                         | 0             | 0              | 0              | 6,200            | 6,200            | 6,200            |
| 2251337        | Operation of Facilities or Other Services             | 14,035        | 9,336          | 16,000         | 843,000          | 828,800          | 828,800          |
|                | <b>Services</b>                                       | <b>34,258</b> | <b>497,071</b> | <b>699,860</b> | <b>1,442,880</b> | <b>1,205,730</b> | <b>1,189,750</b> |
| <b>22610EE</b> | <b>Minor Capital Repairs</b>                          |               |                |                |                  |                  |                  |
| 2261201        | Transportation Equipment Upkeep                       | 3,979         | 45,132         | 5,000          | 42,730           | 42,125           | 42,125           |
|                | <b>Minor Capital Repairs</b>                          | <b>3,979</b>  | <b>45,132</b>  | <b>5,000</b>   | <b>42,730</b>    | <b>42,125</b>    | <b>42,125</b>    |
| <b>22710EE</b> | <b>Operational Expenses</b>                           |               |                |                |                  |                  |                  |

# [Head 043] MINISTRY OF SOCIAL SERVICES & URBAN DEVELOPMENT



| ITEM NO.       | TITLE OF ITEM  | PROVISIONAL ACTUAL EXPENDITURE | EXPENDITURE (PROVISIONAL) | REVISED APPROVED ESTIMATES | ESTIMATES        | PRELIMINARY FORECAST ESTIMATES | PRELIMINARY FORECAST ESTIMATES |
|----------------|--|--------------------------------|---------------------------|----------------------------|------------------|--------------------------------|--------------------------------|
|                |  | 2018/2019                      | JUL - MAR 2019/2020       | 2019/2020                  | 2020/2021        | 2021/2022                      | 2022/2023                      |
|                |  | \$                             | \$                        | \$                         | \$               | \$                             | \$                             |
| 2271001        | Operational Expenses                                 | 5,569,685                      | 331,958                   | 523,000                    | 523,000          | 523,000                        | 523,000                        |
| 2271032        | National Committee - Families & Children             | 48                             | 0                         | 5,000                      | 5,000            | 5,000                          | 5,000                          |
|                | <b>Operational Expenses</b>                          | <b>5,569,733</b>               | <b>331,958</b>            | <b>528,000</b>             | <b>528,000</b>   | <b>528,000</b>                 | <b>528,000</b>                 |
| <b>22810EE</b> | <b>Special Financial Transactions</b>                |                                |                           |                            |                  |                                |                                |
| 2281001        | Special Financial Transactions                       | 27,290                         | 0                         | 0                          | 0                | 0                              | 0                              |
| 2281105        | VAT Expenses   | 197                            | 202                       | 1,000                      | 950              | 950                            | 950                            |
| 2281153        | Community Affairs Divison                            | 42,578                         | 28,531                    | 55,000                     | 55,000           | 55,000                         | 55,000                         |
| 2281188        | Department of Gender and Family Affairs              | 278,591                        | 0                         | 0                          | 0                | 0                              | 0                              |
|                | <b>Special Financial Transactions</b>                | <b>348,656</b>                 | <b>28,733</b>             | <b>56,000</b>              | <b>55,950</b>    | <b>55,950</b>                  | <b>55,950</b>                  |
|                | <b>Use of Goods &amp; Services</b>                   | <b>6,029,391</b>               | <b>1,350,694</b>          | <b>6,531,481</b>           | <b>3,212,526</b> | <b>3,531,229</b>               | <b>3,509,249</b>               |
| <b>27000EE</b> | <b>Social Benefits</b>                               |                                |                           |                            |                  |                                |                                |
| <b>27200EE</b> | <b>Social Assistance Benefits</b>                    |                                |                           |                            |                  |                                |                                |
| 2721112        | National Drug Plan                                   | 4,000                          | 2,880                     | 4,000                      | 0                | 0                              | 0                              |
|                | <b>Social Assistance Benefits</b>                    | <b>4,000</b>                   | <b>2,880</b>              | <b>4,000</b>               | <b>0</b>         | <b>0</b>                       | <b>0</b>                       |
|                | <b>Social Benefits</b>                               | <b>4,000</b>                   | <b>2,880</b>              | <b>4,000</b>               | <b>0</b>         | <b>0</b>                       | <b>0</b>                       |
| <b>28000EE</b> | <b>Other Payments</b>                                |                                |                           |                            |                  |                                |                                |
| <b>28200EE</b> | <b>Transfers N.E.C.</b>                              |                                |                           |                            |                  |                                |                                |
| 2821201        | Contributions  | 29,779                         | 0                         | 0                          | 0                | 0                              | 0                              |
| 2821209        | Contribution - Prison Fellowship                     | 25,000                         | 25,000                    | 25,000                     | 25,000           | 25,625                         | 25,625                         |
| 2821210        | Red Cross Bahamas Branch                             | 60,000                         | 60,000                    | 60,000                     | 60,000           | 61,500                         | 61,500                         |
| 2821213        | Xmas Cheer Fund-Salvation Army                       | 0                              | 0                         | 700                        | 700              | 718                            | 718                            |
| 2821215        | Ranfurly Home For Children                           | 105,000                        | 105,000                   | 105,000                    | 105,000          | 107,625                        | 107,625                        |
| 2821218        | The Crisis Centre                                    | 30,000                         | 30,000                    | 30,000                     | 30,000           | 30,750                         | 30,750                         |
| 2821219        | Contributions to Sports, Civic & Youth Organizations | 23,023                         | 9,000                     | 40,000                     | 40,000           | 40,000                         | 40,000                         |
| 2821224        | All Saints Camp                                      | 10,000                         | 10,000                    | 10,000                     | 10,000           | 10,250                         | 10,250                         |
| 2821225        | Roman Catholic Archdiocese                           | 14,000                         | 14,000                    | 14,000                     | 14,000           | 14,350                         | 14,350                         |
| 2821242        | The Bahamas AME Conference Shelter                   | 20,000                         | 20,000                    | 20,000                     | 20,000           | 20,500                         | 20,500                         |
| 2821243        | National Task Force for Ending Gender Based Violence | 24,357                         | 39,000                    | 39,000                     | 39,000           | 39,000                         | 39,000                         |
| 2821255        | Salvation Army School For The Blind                  | 10,000                         | 10,000                    | 10,000                     | 10,000           | 10,250                         | 10,250                         |
| 2821262        | Drug Action Services                                 | 0                              | 0                         | 0                          | 4,000            | 4,100                          | 4,100                          |
| 2821618        | National Commission for Persons with Disabilities    | 146,967                        | 67,739                    | 147,000                    | 147,000          | 147,000                        | 147,000                        |
|                | <b>Transfers N.E.C.</b>                              | <b>498,126</b>                 | <b>389,739</b>            | <b>500,700</b>             | <b>504,700</b>   | <b>511,668</b>                 | <b>511,668</b>                 |
|                | <b>OTHER CHARGES</b>                                 | <b>498,126</b>                 | <b>389,739</b>            | <b>500,700</b>             | <b>504,700</b>   | <b>511,668</b>                 | <b>511,668</b>                 |

# [Head 043] MINISTRY OF SOCIAL SERVICES & URBAN DEVELOPMENT



| ITEM NO. | TITLE OF ITEM  | PROVISIONAL ACTUAL EXPENDITURE | EXPENDITURE (PROVISIONAL) JUL - MAR | REVISED APPROVED ESTIMATES | ESTIMATES  | PRELIMINARY FORECAST ESTIMATES | PRELIMINARY FORECAST ESTIMATES |
|----------|--|--------------------------------|-------------------------------------|----------------------------|------------|--------------------------------|--------------------------------|
|          |  | 2018/2019                      | 2019/2020                           | 2019/2020                  | 2020/2021  | 2021/2022                      | 2022/2023                      |
|          |  | \$                             | \$                                  | \$                         | \$         | \$                             | \$                             |
|          | MINISTRY OF SOCIAL SERVICES & URBAN DEVELOPMENT TOTAL EXPENSES | 10,454,234                     | 8,315,114                           | 10,994,241                 | 10,999,241 | 11,657,933                     | 11,679,931                     |

The Accounting Officer for this Head is the PERMANENT SECRETARY

# [Head 044] DEPARTMENT OF SOCIAL SERVICES



| ITEM NO.                   | TITLE OF ITEM                                  | PROVISIONAL ACTUAL EXPENDITURE | EXPENDITURE (PROVISIONAL) JUL - MAR | REVISED APPROVED ESTIMATES | ESTIMATES         | PRELIMINARY FORECAST ESTIMATES | PRELIMINARY FORECAST ESTIMATES |
|----------------------------|--|--------------------------------|-------------------------------------|----------------------------|-------------------|--------------------------------|--------------------------------|
|                            |  | 2018/2019                      | 2019/2020                           | 2019/2020                  | 2020/2021         | 2021/2022                      | 2022/2023                      |
|                            |  | \$                             | \$                                  | \$                         | \$                | \$                             | \$                             |
| <b>PERSONAL EMOLUMENTS</b> |  |                                |                                     |                            |                   |                                |                                |
| <b>21110EE</b>             | <b>Wages &amp; Salaries (In Cash)</b>          |                                |                                     |                            |                   |                                |                                |
| 2111101                    | Salary-Permanent/Pensionable                   | 9,031,825                      | 6,943,601                           | 8,498,158                  | 8,262,639         | 8,482,799                      | 8,482,799                      |
| 2111102                    | Salary-Contract Workers                        | 0                              | 0                                   | 462,450                    | 245,650           | 245,650                        | 245,650                        |
| 2111201                    | Regular Weekly Wages                           | 2,990,897                      | 1,934,615                           | 3,669,000                  | 3,669,000         | 3,669,000                      | 3,669,000                      |
|                            | <b>Wages &amp; Salaries (In Cash)</b>          | <b>12,022,722</b>              | <b>8,878,216</b>                    | <b>12,629,608</b>          | <b>12,177,289</b> | <b>12,397,449</b>              | <b>12,397,449</b>              |
| <b>21120EE</b>             | <b>Allowances</b>                              |                                |                                     |                            |                   |                                |                                |
| 2112102                    | Overtime - Monthly Employees (General)         | 143,169                        | 68,827                              | 280,000                    | 80,000            | 80,000                         | 80,000                         |
| 2112105                    | Risk & Hazard Allowance                        | 49,600                         | 37,900                              | 50,000                     | 50,000            | 50,000                         | 50,000                         |
| 2112111                    | Shift & On-Call Allowance                      | 1,700                          | 60                                  | 16,800                     | 16,800            | 16,800                         | 16,800                         |
| 2112115                    | Responsibility Allowance                       | 5,008                          | 3,667                               | 5,000                      | 5,000             | 5,000                          | 5,000                          |
| 2112116                    | Acting Allowance                               | 1,275                          | 3,400                               | 5,100                      | 5,100             | 5,100                          | 5,100                          |
| 2112117                    | Hardship Allowance                             | 2,500                          | 1,550                               | 5,000                      | 5,000             | 5,000                          | 5,000                          |
| 2112125                    | Disturbance Allowance/Geographical             | 21,580                         | 13,725                              | 50,000                     | 50,000            | 50,000                         | 50,000                         |
|                            | <b>Allowances</b>                              | <b>224,832</b>                 | <b>129,129</b>                      | <b>411,900</b>             | <b>211,900</b>    | <b>211,900</b>                 | <b>211,900</b>                 |
|                            | <b>Personal Emoluments</b>                     | <b>12,247,554</b>              | <b>9,007,345</b>                    | <b>13,041,508</b>          | <b>12,389,189</b> | <b>12,609,349</b>              | <b>12,609,349</b>              |
| <b>22000EE</b>             | <b>Use of Goods &amp; Services</b>             |                                |                                     |                            |                   |                                |                                |
| <b>22111EE</b>             | <b>Domestic Travel &amp; Subsistence</b>       |                                |                                     |                            |                   |                                |                                |
| 2211101                    | Air Transport of Persons Within The Bahamas    | 36,455                         | 27,660                              | 43,400                     | 25,200            | 49,000                         | 49,000                         |
| 2211102                    | Members Travel Allowances                      | 0                              | 0                                   | 5,000                      | 0                 | 0                              | 0                              |
| 2211103                    | Mileage Within The Bahamas                     | 376,030                        | 330,165                             | 435,000                    | 435,000           | 435,000                        | 435,000                        |
| 2211110                    | Subsistence for Travellers Within The Bahamas  | 25,888                         | 20,006                              | 36,000                     | 22,000            | 37,000                         | 37,000                         |
|                            | <b>Domestic Travel &amp; Subsistence</b>       | <b>438,373</b>                 | <b>377,831</b>                      | <b>519,400</b>             | <b>482,200</b>    | <b>521,000</b>                 | <b>521,000</b>                 |
| <b>22112EE</b>             | <b>International Travel &amp; Subsistence</b>  |                                |                                     |                            |                   |                                |                                |
| 2211201                    | Air Transport of Persons Outside The Bahamas   | 6,760                          | 5,295                               | 15,000                     | 1,500             | 10,000                         | 10,000                         |
| 2211210                    | Subsistence for Travellers Outside The Bahamas | 0                              | 630                                 | 15,000                     | 1,500             | 10,000                         | 10,000                         |
|                            | <b>International Travel &amp; Subsistence</b>  | <b>6,760</b>                   | <b>5,925</b>                        | <b>30,000</b>              | <b>3,000</b>      | <b>20,000</b>                  | <b>20,000</b>                  |
| <b>22210EE</b>             | <b>Rent</b>                                    |                                |                                     |                            |                   |                                |                                |
| 2221101                    | Rent - Living Accommodation (General)          | 64,460                         | 74,935                              | 115,000                    | 130,000           | 130,000                        | 130,000                        |
| 2221102                    | Rent - Office                                  | 173,892                        | 113,470                             | 200,000                    | 200,000           | 200,000                        | 200,000                        |
|                            | <b>Rent</b>                                    | <b>238,352</b>                 | <b>188,405</b>                      | <b>315,000</b>             | <b>330,000</b>    | <b>330,000</b>                 | <b>330,000</b>                 |
| <b>22410EE</b>             | <b>Supplies &amp; Materials</b>                |                                |                                     |                            |                   |                                |                                |
| 2241201                    | Office Supplies & Stationery                   | 28,270                         | 21,549                              | 52,745                     | 57,745            | 57,745                         | 57,745                         |
| 2241202                    | Small Equipment & Tools                        | 2,251                          | 175                                 | 4,200                      | 3,360             | 3,360                          | 3,360                          |
| 2241205                    | Food, Ice & Drinking Water                     | 0                              | 14,357                              | 54,000                     | 58,000            | 58,000                         | 58,000                         |
| 2241206                    | Publications                                   | 698                            | 0                                   | 2,240                      | 1,240             | 1,240                          | 1,240                          |
| 2241211                    | Cleaning & Toilet Supplies                     | 24,599                         | 18,582                              | 40,080                     | 42,080            | 42,080                         | 42,080                         |

# [Head 044] DEPARTMENT OF SOCIAL SERVICES



| ITEM NO.       | TITLE OF ITEM   | PROVISIONAL ACTUAL EXPENDITURE | EXPENDITURE (PROVISIONAL) | REVISED APPROVED ESTIMATES | ESTIMATES        | PRELIMINARY FORECAST ESTIMATES | PRELIMINARY FORECAST ESTIMATES |
|----------------|---|--------------------------------|---------------------------|----------------------------|------------------|--------------------------------|--------------------------------|
|                |   | 2018/2019                      | JUL - MAR 2019/2020       | 2019/2020                  | 2020/2021        | 2021/2022                      | 2022/2023                      |
|                |   | \$                             | \$                        | \$                         | \$               | \$                             | \$                             |
| 2241212        | Computer Software Supplies & Materials                | 2,366                          | 683                       | 5,500                      | 254,400          | 254,400                        | 254,400                        |
| 2241213        | Clothing & Clothing Supplies                          | 0                              | 3,533                     | 18,900                     | 16,000           | 16,000                         | 16,000                         |
| 2241220        | Educational Supplies                                  | 649                            | 200                       | 2,100                      | 1,000            | 1,000                          | 1,000                          |
| 2241299        | Other Supplies & Materials                            | 21,982                         | 17,632                    | 45,233                     | 40,793           | 40,293                         | 40,293                         |
|                | <b>Supplies &amp; Materials</b>                       | <b>80,815</b>                  | <b>76,711</b>             | <b>224,998</b>             | <b>474,618</b>   | <b>474,118</b>                 | <b>474,118</b>                 |
| <b>22510EE</b> | <b>Services</b>                                       |                                |                           |                            |                  |                                |                                |
| 2251101        | Printing & Duplication Service                        | 45,431                         | 28,064                    | 65,433                     | 44,633           | 44,633                         | 44,633                         |
| 2251102        | Advertising & Public Notices                          | 4,856                          | 3,483                     | 17,443                     | 16,011           | 15,373                         | 15,373                         |
| 2251107        | Workshops, Conferences, Seminars, Meetings & Exhibits | 10,402                         | 3,248                     | 9,000                      | 6,800            | 6,800                          | 6,800                          |
| 2251108        | Tuition, Training, In-service Awards, Subsistence     | 2,605                          | 0                         | 7,200                      | 5,760            | 5,760                          | 5,760                          |
| 2251109        | Licensing & Inspection of Vehicles                    | 3,520                          | 390                       | 4,000                      | 3,200            | 3,200                          | 3,200                          |
| 2251111        | Security Services Contract                            | 292,788                        | 163,004                   | 220,000                    | 483,060          | 483,060                        | 483,060                        |
| 2251128        | Fees & Other Charges                                  | 11,770                         | 5,966                     | 19,024                     | 19,024           | 20,162                         | 20,162                         |
| 2251129        | Staff Engagement                                      | 5,200                          | 6,360                     | 11,600                     | 5,800            | 5,800                          | 5,800                          |
| 2251203        | Freight & Express                                     | 8,652                          | 2,787                     | 5,505                      | 3,505            | 3,505                          | 3,505                          |
| 2251302        | Building Maintenance                                  | 34,879                         | 14,440                    | 51,033                     | 46,033           | 46,033                         | 46,033                         |
| 2251336        | Sanitact Maintenance Contract                         | 16,940                         | 284                       | 11,200                     | 14,400           | 14,400                         | 14,400                         |
| 2251337        | Operation of Facilities or Other Services             | 20,751                         | 39,131                    | 81,900                     | 81,900           | 81,900                         | 81,900                         |
| 2251338        | Early Childhood Development Centre                    | 66,325                         | 0                         | 0                          | 0                | 0                              | 0                              |
|                | <b>Services</b>                                       | <b>524,119</b>                 | <b>267,157</b>            | <b>503,338</b>             | <b>730,126</b>   | <b>730,626</b>                 | <b>730,626</b>                 |
| <b>22610EE</b> | <b>Minor Capital Repairs</b>                          |                                |                           |                            |                  |                                |                                |
| 2261201        | Transportation Equipment Upkeep                       | 23,173                         | 15,604                    | 28,000                     | 22,400           | 22,400                         | 22,400                         |
|                | <b>Minor Capital Repairs</b>                          | <b>23,173</b>                  | <b>15,604</b>             | <b>28,000</b>              | <b>22,400</b>    | <b>22,400</b>                  | <b>22,400</b>                  |
| <b>22710EE</b> | <b>Operational Expenses</b>                           |                                |                           |                            |                  |                                |                                |
| 2271001        | Operational Expenses                                  | 570                            | 0                         | 0                          | 0                | 0                              | 0                              |
|                | <b>Operational Expenses</b>                           | <b>570</b>                     | <b>0</b>                  | <b>0</b>                   | <b>0</b>         | <b>0</b>                       | <b>0</b>                       |
| <b>22810EE</b> | <b>Special Financial Transactions</b>                 |                                |                           |                            |                  |                                |                                |
| 2281001        | Special Financial Transactions                        | 12,122                         | 0                         | 0                          | 0                | 0                              | 0                              |
| 2281105        | VAT Expenses  | 0                              | 0                         | 1,000                      | 950              | 950                            | 950                            |
|                | <b>Special Financial Transactions</b>                 | <b>12,122</b>                  | <b>0</b>                  | <b>1,000</b>               | <b>950</b>       | <b>950</b>                     | <b>950</b>                     |
|                | <b>Use of Goods &amp; Services</b>                    | <b>1,324,284</b>               | <b>931,633</b>            | <b>1,621,736</b>           | <b>2,043,294</b> | <b>2,099,094</b>               | <b>2,099,094</b>               |
| <b>24000EE</b> | <b>Interest</b>                                       |                                |                           |                            |                  |                                |                                |
| <b>27000EE</b> | <b>Social Benefits</b>                                |                                |                           |                            |                  |                                |                                |
| <b>27200EE</b> | <b>Social Assistance Benefits</b>                     |                                |                           |                            |                  |                                |                                |
| 2721001        | Social Assistance Benefits                            | 115,895                        | 25,463                    | 488,951                    | 5,000,000        | 5,000,000                      | 5,000,000                      |
| 2721102        | Foster Care Programme                                 | 642,734                        | 438,285                   | 605,150                    | 605,150          | 605,150                        | 605,150                        |
| 2721103        | Uniform Assistance                                    | 263,779                        | 337,664                   | 1,962,000                  | 1,962,000        | 1,962,000                      | 1,962,000                      |
| 2721105        | Children With Special Needs                           | 220,560                        | 129,600                   | 330,000                    | 330,000          | 330,000                        | 330,000                        |



# [Head 044] DEPARTMENT OF SOCIAL SERVICES



| ITEM NO.       | TITLE OF ITEM                                       | PROVISIONAL ACTUAL EXPENDITURE | EXPENDITURE (PROVISIONAL) JUL - MAR | REVISED APPROVED ESTIMATES | ESTIMATES         | PRELIMINARY FORECAST ESTIMATES | PRELIMINARY FORECAST ESTIMATES |
|----------------|---|--------------------------------|-------------------------------------|----------------------------|-------------------|--------------------------------|--------------------------------|
|                |   | 2018/2019                      | 2019/2020                           | 2019/2020                  | 2020/2021         | 2021/2022                      | 2022/2023                      |
|                |   | \$                             | \$                                  | \$                         | \$                | \$                             | \$                             |
| 2721106        | Food Assistance Programme                           | 14,349,574                     | 9,374,074                           | 18,238,360                 | 24,949,772        | 16,158,360                     | 16,158,360                     |
| 2721111        | Subsistence/Support of Persons Contract             | 1,989,343                      | 2,744,163                           | 6,090,000                  | 6,090,000         | 2,590,000                      | 2,590,000                      |
| 2721113        | Circumstance and Relief Emergency Desk Assistances  | 143,211                        | 458,765                             | 3,270,000                  | 3,550,000         | 2,550,000                      | 2,550,000                      |
|                | <b>Social Assistance Benefits</b>                   | <b>17,725,096</b>              | <b>13,508,014</b>                   | <b>30,984,461</b>          | <b>42,486,922</b> | <b>29,195,510</b>              | <b>29,195,510</b>              |
|                | <b>Social Benefits</b>                              | <b>17,725,096</b>              | <b>13,508,014</b>                   | <b>30,984,461</b>          | <b>42,486,922</b> | <b>29,195,510</b>              | <b>29,195,510</b>              |
| <b>28000EE</b> | <b>Other Payments</b>                               |                                |                                     |                            |                   |                                |                                |
| <b>28200EE</b> | <b>Transfers N.E.C.</b>                             |                                |                                     |                            |                   |                                |                                |
| 2821104        | Contribution Deportee Assistance Programme          | 0                              | 0                                   | 15,000                     | 15,000            | 15,000                         | 15,000                         |
| 2821201        | Contributions                                       | 4,185                          | 0                                   | 0                          | 0                 | 0                              | 0                              |
| 2821206        | Grants to Charitable Organizations                  | 593,750                        | 606,250                             | 783,000                    | 783,000           | 783,000                        | 783,000                        |
| 2821228        | Bilney Lane   | 95,800                         | 95,800                              | 95,800                     | 95,800            | 95,800                         | 95,800                         |
| 2821229        | Naomi Christie Centre                               | 207,000                        | 206,700                             | 207,000                    | 207,000           | 207,000                        | 207,000                        |
| 2821232        | Bahamas Children Emergency Hostel                   | 192,000                        | 192,000                             | 192,000                    | 192,000           | 192,000                        | 192,000                        |
| 2821233        | Coleby House  | 68,000                         | 68,000                              | 68,000                     | 68,000            | 68,000                         | 68,000                         |
| 2821234        | Columbus House for Girls                            | 88,000                         | 44,000                              | 88,000                     | 88,000            | 88,000                         | 88,000                         |
| 2821235        | Grand Bahama Children Home                          | 195,000                        | 195,000                             | 195,000                    | 195,000           | 195,000                        | 195,000                        |
| 2821236        | Links Safe House                                    | 75,000                         | 75,000                              | 75,000                     | 75,000            | 75,000                         | 75,000                         |
| 2821237        | Old Bight Mission Home                              | 165,000                        | 165,000                             | 165,000                    | 165,000           | 165,000                        | 165,000                        |
| 2821238        | Salvation Army Emergency Shelter                    | 75,000                         | 75,000                              | 75,000                     | 75,000            | 75,000                         | 75,000                         |
| 2821239        | The PACE Centre(Grand Bahama)                       | 62,000                         | 31,000                              | 62,000                     | 62,000            | 62,000                         | 62,000                         |
| 2821240        | Columbus House for Boys 1 & 2 Grand Bahama          | 88,000                         | 44,000                              | 88,000                     | 88,000            | 88,000                         | 88,000                         |
| 2821241        | Zion Children Home(Current Island)                  | 0                              | 62,000                              | 62,000                     | 62,000            | 62,000                         | 62,000                         |
| 2821257        | R.E.A.C.H.  | 0                              | 50,000                              | 100,000                    | 100,000           | 100,000                        | 100,000                        |
| 2821258        | Elizabeth Estates Children's Home                   | 445,000                        | 445,000                             | 445,000                    | 445,000           | 445,000                        | 445,000                        |
| 2821259        | Mary Ingrahams Intergenerational                    | 172,000                        | 172,000                             | 172,000                    | 172,000           | 172,000                        | 172,000                        |
| 2821260        | Nazareth Centre                                     | 555,000                        | 555,000                             | 555,000                    | 555,000           | 555,000                        | 555,000                        |
| 2821601        | Other Contributions                                 | 33,896                         | 0                                   | 0                          | 0                 | 0                              | 0                              |
|                | <b>Transfers N.E.C.</b>                             | <b>3,114,631</b>               | <b>3,081,750</b>                    | <b>3,442,800</b>           | <b>3,442,800</b>  | <b>3,442,800</b>               | <b>3,442,800</b>               |
|                | <b>OTHER CHARGES</b>                                | <b>3,114,631</b>               | <b>3,081,750</b>                    | <b>3,442,800</b>           | <b>3,442,800</b>  | <b>3,442,800</b>               | <b>3,442,800</b>               |
|                | <b>DEPARTMENT OF SOCIAL SERVICES TOTAL EXPENSES</b> | <b>34,411,565</b>              | <b>26,528,742</b>                   | <b>49,090,505</b>          | <b>60,362,205</b> | <b>47,346,753</b>              | <b>47,346,753</b>              |

The Accounting Officer for this Head is the DIRECTOR

# [Head 045] DEPARTMENT OF HOUSING



| ITEM NO.                   | TITLE OF ITEM   | PROVISIONAL ACTUAL EXPENDITURE | EXPENDITURE (PROVISIONAL) | REVISED APPROVED ESTIMATES | ESTIMATES        | PRELIMINARY FORECAST ESTIMATES | PRELIMINARY FORECAST ESTIMATES |
|----------------------------|---|--------------------------------|---------------------------|----------------------------|------------------|--------------------------------|--------------------------------|
|                            |   | 2018/2019                      | JUL - MAR 2019/2020       | 2019/2020                  | 2020/2021        | 2021/2022                      | 2022/2023                      |
|                            |   | \$                             | \$                        | \$                         | \$               | \$                             | \$                             |
| <b>PERSONAL EMOLUMENTS</b> |   |                                |                           |                            |                  |                                |                                |
| <b>21110EE</b>             | <b>Wages &amp; Salaries (In Cash)</b>                 |                                |                           |                            |                  |                                |                                |
| 2111101                    | Salary-Permanent/Pensionable                          | 1,017,125                      | 804,366                   | 1,128,000                  | 1,111,300        | 1,144,700                      | 1,161,400                      |
| 2111102                    | Salary-Contract Workers                               | 30,000                         | 0                         | 68,000                     | 68,000           | 68,000                         | 68,000                         |
|                            | <b>Wages &amp; Salaries (In Cash)</b>                 | <b>1,047,125</b>               | <b>804,366</b>            | <b>1,196,000</b>           | <b>1,179,300</b> | <b>1,212,700</b>               | <b>1,229,400</b>               |
| <b>21120EE</b>             | <b>Allowances</b>                                     |                                |                           |                            |                  |                                |                                |
| 2112102                    | Overtime - Monthly Employees (General)                | 0                              | 0                         | 3,000                      | 1,000            | 1,000                          | 1,000                          |
| 2112104                    | Scarcity Allowance                                    | 0                              | 0                         | 15,000                     | 0                | 0                              | 0                              |
| 2112105                    | Risk & Hazard Allowance                               | 39,543                         | 8,000                     | 54,400                     | 15,000           | 15,000                         | 15,000                         |
| 2112115                    | Responsibility Allowance                              | 3,000                          | 2,250                     | 9,000                      | 9,000            | 9,000                          | 9,000                          |
| 2112116                    | Acting Allowance                                      | 0                              | 0                         | 1,500                      | 1,500            | 1,500                          | 1,500                          |
|                            | <b>Allowances</b>                                     | <b>42,543</b>                  | <b>10,250</b>             | <b>82,900</b>              | <b>26,500</b>    | <b>26,500</b>                  | <b>26,500</b>                  |
|                            | <b>Personal Emoluments</b>                            | <b>1,089,668</b>               | <b>814,616</b>            | <b>1,278,900</b>           | <b>1,205,800</b> | <b>1,239,200</b>               | <b>1,255,900</b>               |
| <b>22000EE</b>             | <b>Use of Goods &amp; Services</b>                    |                                |                           |                            |                  |                                |                                |
| <b>22111EE</b>             | <b>Domestic Travel &amp; Subsistence</b>              |                                |                           |                            |                  |                                |                                |
| 2211101                    | Air Transport of Persons Within The Bahamas           | 5,691                          | 3,615                     | 19,950                     | 12,768           | 19,950                         | 19,950                         |
| 2211110                    | Subsistence for Travellers Within The Bahamas         | 5,671                          | 4,895                     | 13,110                     | 8,390            | 13,110                         | 13,110                         |
|                            | <b>Domestic Travel &amp; Subsistence</b>              | <b>11,362</b>                  | <b>8,510</b>              | <b>33,060</b>              | <b>21,158</b>    | <b>33,060</b>                  | <b>33,060</b>                  |
| <b>22112EE</b>             | <b>International Travel &amp; Subsistence</b>         |                                |                           |                            |                  |                                |                                |
| 2211201                    | Air Transport of Persons Outside The Bahamas          | 20                             | 0                         | 23,750                     | 0                | 23,750                         | 23,750                         |
| 2211210                    | Subsistence for Travellers Outside The Bahamas        | 1,121                          | 90                        | 6,650                      | 0                | 6,650                          | 6,650                          |
|                            | <b>International Travel &amp; Subsistence</b>         | <b>1,141</b>                   | <b>90</b>                 | <b>30,400</b>              | <b>0</b>         | <b>30,400</b>                  | <b>30,400</b>                  |
| <b>22410EE</b>             | <b>Supplies &amp; Materials</b>                       |                                |                           |                            |                  |                                |                                |
| 2241201                    | Office Supplies & Stationery                          | 2,612                          | 2,326                     | 12,920                     | 10,336           | 12,920                         | 12,920                         |
| 2241205                    | Food, Ice & Drinking Water                            | 3,144                          | 2,979                     | 8,360                      | 5,000            | 5,000                          | 5,000                          |
| 2241206                    | Publications  | 660                            | 1,126                     | 1,900                      | 1,520            | 1,520                          | 1,520                          |
| 2241211                    | Cleaning & Toilet Supplies                            | 4,696                          | 5,887                     | 10,450                     | 10,450           | 10,450                         | 10,450                         |
| 2241212                    | Computer Software Supplies & Materials                | 388                            | 0                         | 950                        | 760              | 760                            | 760                            |
| 2241213                    | Clothing & Clothing Supplies                          | 0                              | 0                         | 0                          | 2,500            | 2,500                          | 2,500                          |
| 2241224                    | Operational Expenses - Freeport Housing               | 20,894                         | 8,771                     | 25,460                     | 20,368           | 25,460                         | 25,460                         |
| 2241299                    | Other Supplies & Materials                            | 1,185                          | 1,392                     | 11,020                     | 6,600            | 6,600                          | 6,600                          |
|                            | <b>Supplies &amp; Materials</b>                       | <b>33,579</b>                  | <b>22,481</b>             | <b>71,060</b>              | <b>57,534</b>    | <b>65,210</b>                  | <b>65,210</b>                  |
| <b>22510EE</b>             | <b>Services</b>                                       |                                |                           |                            |                  |                                |                                |
| 2251101                    | Printing & Duplication Service                        | 3,307                          | 10,356                    | 18,810                     | 15,048           | 15,048                         | 15,048                         |
| 2251102                    | Advertising & Public Notices                          | 1,734                          | 0                         | 20,235                     | 12,141           | 12,141                         | 12,141                         |
| 2251107                    | Workshops, Conferences, Seminars, Meetings & Exhibits | 1,728                          | 3,090                     | 11,400                     | 6,840            | 6,840                          | 6,840                          |

# [Head 045] DEPARTMENT OF HOUSING



| ITEM NO.       | TITLE OF ITEM                                     | PROVISIONAL ACTUAL EXPENDITURE | EXPENDITURE (PROVISIONAL) JUL - MAR | REVISED APPROVED ESTIMATES | ESTIMATES        | PRELIMINARY FORECAST ESTIMATES | PRELIMINARY FORECAST ESTIMATES |
|----------------|---|--------------------------------|-------------------------------------|----------------------------|------------------|--------------------------------|--------------------------------|
|                |   | 2018/2019                      | 2019/2020                           | 2019/2020                  | 2020/2021        | 2021/2022                      | 2022/2023                      |
|                |   | \$                             | \$                                  | \$                         | \$               | \$                             | \$                             |
| 2251108        | Tuition, Training, In-service Awards, Subsistence | 2,633                          | 0                                   | 12,350                     | 7,904            | 7,904                          | 7,904                          |
| 2251109        | Licencing & Inspection of Vehicles                | 1,365                          | 1,950                               | 3,000                      | 3,000            | 3,000                          | 3,000                          |
| 2251128        | Fees & Other Charges                              | 18,912                         | 9,371                               | 24,700                     | 15,000           | 15,000                         | 15,000                         |
| 2251129        | Staff Engagement                                  | 1,504                          | 3,059                               | 12,350                     | 6,175            | 6,175                          | 6,175                          |
| 2251302        | Building Maintenance                              | 238,608                        | 194,073                             | 299,200                    | 239,360          | 299,200                        | 299,200                        |
| 2251310        | Grounds Maintenance                               | 61,222                         | 62,729                              | 95,000                     | 95,000           | 95,000                         | 95,000                         |
| 2251349        | Upkeep - Other Structures                         | 327,500                        | 484,389                             | 623,292                    | 257,753          | 644,382                        | 644,382                        |
|                | <b>Services</b>                                   | <b>658,513</b>                 | <b>769,017</b>                      | <b>1,120,337</b>           | <b>658,221</b>   | <b>1,104,690</b>               | <b>1,104,690</b>               |
| <b>22610EE</b> | <b>Minor Capital Repairs</b>                      |                                |                                     |                            |                  |                                |                                |
| 2261201        | Transportation Equipment Upkeep                   | 2,207                          | 5,952                               | 9,500                      | 7,600            | 7,600                          | 7,600                          |
|                | <b>Minor Capital Repairs</b>                      | <b>2,207</b>                   | <b>5,952</b>                        | <b>9,500</b>               | <b>7,600</b>     | <b>7,600</b>                   | <b>7,600</b>                   |
| <b>22810EE</b> | <b>Special Financial Transactions</b>             |                                |                                     |                            |                  |                                |                                |
| 2281105        | VAT Expenses                                      | 172                            | 54                                  | 1,000                      | 950              | 950                            | 950                            |
|                | <b>Special Financial Transactions</b>             | <b>172</b>                     | <b>54</b>                           | <b>1,000</b>               | <b>950</b>       | <b>950</b>                     | <b>950</b>                     |
|                | <b>Use of Goods &amp; Services</b>                | <b>706,974</b>                 | <b>806,104</b>                      | <b>1,265,357</b>           | <b>745,463</b>   | <b>1,241,910</b>               | <b>1,241,910</b>               |
|                | <b>DEPARTMENT OF HOUSING TOTAL EXPENSES</b>       | <b>1,796,642</b>               | <b>1,620,720</b>                    | <b>2,544,257</b>           | <b>1,951,263</b> | <b>2,481,110</b>               | <b>2,497,810</b>               |

The Accounting Officer for this Head is the PERMANENT SECRETARY



| ITEM NO.                   | TITLE OF ITEM                                  | PROVISIONAL ACTUAL EXPENDITURE | EXPENDITURE (PROVISIONAL) | REVISED APPROVED ESTIMATES | ESTIMATES        | PRELIMINARY FORECAST ESTIMATES | PRELIMINARY FORECAST ESTIMATES |
|----------------------------|--|--------------------------------|---------------------------|----------------------------|------------------|--------------------------------|--------------------------------|
|                            |  | 2018/2019                      | JUL - MAR 2019/2020       | 2019/2020                  | 2020/2021        | 2021/2022                      | 2022/2023                      |
|                            |  | \$                             | \$                        | \$                         | \$               | \$                             | \$                             |
| <b>PERSONAL EMOLUMENTS</b> |  |                                |                           |                            |                  |                                |                                |
| <b>21110EE</b>             | <b>Wages &amp; Salaries (In Cash)</b>          |                                |                           |                            |                  |                                |                                |
| 2111101                    | Salary-Permanent/Pensionable                   | 4,702,712                      | 3,677,331                 | 4,450,468                  | 4,164,680        | 4,206,780                      | 4,248,880                      |
| 2111102                    | Salary-Contract Workers                        | 0                              | 170,088                   | 439,372                    | 885,600          | 885,600                        | 885,600                        |
| 2111201                    | Regular Weekly Wages                           | -200                           | 0                         | 0                          | 0                | 0                              | 0                              |
| 2111202                    | Global Summer Employment                       | 1,116,099                      | 1,128,290                 | 1,000,000                  | 1,000,000        | 1,000,000                      | 1,000,000                      |
|                            | <b>Wages &amp; Salaries (In Cash)</b>          | <b>5,818,611</b>               | <b>4,975,709</b>          | <b>5,889,840</b>           | <b>6,050,280</b> | <b>6,092,380</b>               | <b>6,134,480</b>               |
| <b>21120EE</b>             | <b>Allowances</b>                              |                                |                           |                            |                  |                                |                                |
| 2112101                    | Honoraria                                      | 0                              | 0                         | 5,000                      | 5,000            | 5,000                          | 5,000                          |
| 2112102                    | Overtime - Monthly Employees (General)         | 2,401                          | 16,083                    | 10,000                     | 10,000           | 10,000                         | 10,000                         |
| 2112103                    | Housing Allowance                              | 48,000                         | 36,000                    | 48,000                     | 48,000           | 48,000                         | 48,000                         |
| 2112105                    | Risk & Hazard Allowance                        | 16,417                         | 57,975                    | 125,000                    | 125,000          | 125,000                        | 125,000                        |
| 2112112                    | Transport & Mileage Allowance                  | 3,000                          | 21,357                    | 24,600                     | 35,000           | 35,000                         | 35,000                         |
| 2112114                    | Duty Allowance                                 | 5,000                          | 3,750                     | 8,000                      | 6,000            | 6,000                          | 6,000                          |
| 2112115                    | Responsibility Allowance                       | 31,750                         | 24,415                    | 40,000                     | 40,000           | 40,000                         | 40,000                         |
| 2112116                    | Acting Allowance                               | 4,775                          | 2,452                     | 15,000                     | 10,000           | 10,000                         | 10,000                         |
| 2112122                    | Clothing Allowance                             | 0                              | 0                         | 2,000                      | 2,000            | 2,000                          | 2,000                          |
|                            | <b>Allowances</b>                              | <b>111,343</b>                 | <b>162,032</b>            | <b>277,600</b>             | <b>281,000</b>   | <b>281,000</b>                 | <b>281,000</b>                 |
|                            | <b>Personal Emoluments</b>                     | <b>5,929,954</b>               | <b>5,137,741</b>          | <b>6,167,440</b>           | <b>6,331,280</b> | <b>6,373,380</b>               | <b>6,415,480</b>               |
| <b>22000EE</b>             | <b>Use of Goods &amp; Services</b>             |                                |                           |                            |                  |                                |                                |
| <b>22111EE</b>             | <b>Domestic Travel &amp; Subsistence</b>       |                                |                           |                            |                  |                                |                                |
| 2211101                    | Air Transport of Persons Within The Bahamas    | 140                            | 36,056                    | 263,150                    | 127,560          | 127,560                        | 127,560                        |
| 2211103                    | Mileage Within The Bahamas                     | 0                              | 0                         | 3,800                      | 3,040            | 3,040                          | 3,040                          |
| 2211110                    | Subsistence for Travellers Within The Bahamas  | 1,740                          | 22,865                    | 275,025                    | 139,080          | 139,080                        | 139,080                        |
|                            | <b>Domestic Travel &amp; Subsistence</b>       | <b>1,880</b>                   | <b>58,921</b>             | <b>541,975</b>             | <b>269,680</b>   | <b>269,680</b>                 | <b>269,680</b>                 |
| <b>22112EE</b>             | <b>International Travel &amp; Subsistence</b>  |                                |                           |                            |                  |                                |                                |
| 2211201                    | Air Transport of Persons Outside The Bahamas   | 2,803                          | 1,170                     | 10,450                     | 5,560            | 5,560                          | 5,560                          |
| 2211210                    | Subsistence for Travellers Outside The Bahamas | 272                            | 2,994                     | 6,650                      | 3,520            | 3,520                          | 3,520                          |
|                            | <b>International Travel &amp; Subsistence</b>  | <b>3,075</b>                   | <b>4,164</b>              | <b>17,100</b>              | <b>9,080</b>     | <b>9,080</b>                   | <b>9,080</b>                   |
| <b>22210EE</b>             | <b>Rent</b>                                    |                                |                           |                            |                  |                                |                                |
| 2221102                    | Rent - Office                                  | 64,631                         | 32,569                    | 108,000                    | 64,000           | 64,000                         | 64,000                         |
|                            | <b>Rent</b>                                    | <b>64,631</b>                  | <b>32,569</b>             | <b>108,000</b>             | <b>64,000</b>    | <b>64,000</b>                  | <b>64,000</b>                  |
| <b>22410EE</b>             | <b>Supplies &amp; Materials</b>                |                                |                           |                            |                  |                                |                                |
| 2241201                    | Office Supplies & Stationery                   | 15,966                         | 14,315                    | 27,265                     | 24,200           | 24,200                         | 24,200                         |
| 2241205                    | Food, Ice & Drinking Water                     | 6,880                          | 123,281                   | 258,400                    | 105,200          | 105,200                        | 105,200                        |
| 2241206                    | Publications                                   | 2,607                          | 2,362                     | 5,700                      | 4,560            | 4,560                          | 4,560                          |



| ITEM NO.       | TITLE OF ITEM   | PROVISIONAL ACTUAL EXPENDITURE | EXPENDITURE (PROVISIONAL) | REVISED APPROVED ESTIMATES | ESTIMATES        | PRELIMINARY FORECAST ESTIMATES | PRELIMINARY FORECAST ESTIMATES |
|----------------|---|--------------------------------|---------------------------|----------------------------|------------------|--------------------------------|--------------------------------|
|                |   | 2018/2019                      | JUL - MAR 2019/2020       | 2019/2020                  | 2020/2021        | 2021/2022                      | 2022/2023                      |
|                |   | \$                             | \$                        | \$                         | \$               | \$                             | \$                             |
| 2241207        | Ceremonial Events                                     | 0                              | 176,948                   | 372,400                    | 150,000          | 150,000                        | 150,000                        |
| 2241211        | Cleaning & Toilet Supplies                            | 17,439                         | 13,613                    | 24,700                     | 20,960           | 20,960                         | 20,960                         |
| 2241212        | Computer Software Supplies & Materials                | 4,241                          | 4,303                     | 16,150                     | 11,120           | 11,120                         | 11,120                         |
| 2241213        | Clothing & Clothing Supplies                          | 3,711                          | 37,466                    | 55,100                     | 54,800           | 54,800                         | 54,800                         |
| 2241217        | Construction Materials & Parts                        | 0                              | 63,607                    | 95,000                     | 80,000           | 80,000                         | 80,000                         |
| 2241220        | Educational Supplies                                  | 2,280                          | 647                       | 2,850                      | 2,280            | 2,280                          | 2,280                          |
| 2241299        | Other Supplies & Materials                            | 4,472                          | 9,116                     | 15,200                     | 7,600            | 7,600                          | 7,600                          |
|                | <b>Supplies &amp; Materials</b>                       | <b>57,596</b>                  | <b>445,658</b>            | <b>872,765</b>             | <b>460,720</b>   | <b>460,720</b>                 | <b>460,720</b>                 |
| <b>22510EE</b> | <b>Services</b>                                       |                                |                           |                            |                  |                                |                                |
| 2251101        | Printing & Duplication Service                        | 7,479                          | 10,802                    | 17,100                     | 9,880            | 9,880                          | 9,880                          |
| 2251102        | Advertising & Public Notices                          | 2,051                          | 307                       | 4,940                      | 3,960            | 3,960                          | 3,960                          |
| 2251107        | Workshops, Conferences, Seminars, Meetings & Exhibits | 22,878                         | 15,945                    | 28,500                     | 16,700           | 16,700                         | 16,700                         |
| 2251108        | Tuition, Training, In-service Awards, Subsistence     | 0                              | 73,630                    | 308,750                    | 266,000          | 266,000                        | 266,000                        |
| 2251109        | Licencing & Inspection of Vehicles                    | 2,640                          | 1,715                     | 4,000                      | 3,200            | 3,200                          | 3,200                          |
| 2251111        | Security Services Contract                            | 61,200                         | 0                         | 50,000                     | 40,000           | 40,000                         | 40,000                         |
| 2251115        | Consultancy Services                                  | 1,215                          | 0                         | 0                          | 0                | 0                              | 0                              |
| 2251128        | Fees & Other Charges                                  | 6,791                          | 1,028,976                 | 1,339,690                  | 1,292,500        | 1,292,500                      | 1,292,500                      |
| 2251129        | Staff Engagement                                      | 5,266                          | 5,113                     | 9,500                      | 7,600            | 7,600                          | 7,600                          |
| 2251203        | Freight & Express                                     | 1,041                          | 352                       | 1,900                      | 1,520            | 1,520                          | 1,520                          |
| 2251302        | Building Maintenance                                  | 59,930                         | 38,883                    | 95,000                     | 76,000           | 76,000                         | 76,000                         |
| 2251306        | Computers, Business Machines & Related Equipment      | 63                             | 95                        | 950                        | 760              | 760                            | 760                            |
| 2251310        | Grounds Maintenance                                   | 88,863                         | 11,391                    | 66,500                     | 66,500           | 66,500                         | 66,500                         |
| 2251321        | Fumigation & Pest Control                             | 0                              | 418                       | 950                        | 760              | 760                            | 760                            |
| 2251322        | Office Furniture Upkeep                               | 0                              | 7,523                     | 38,000                     | 30,400           | 30,400                         | 30,400                         |
| 2251336        | Sanitact Maintenance Contract                         | 0                              | 701                       | 14,250                     | 11,400           | 11,400                         | 11,400                         |
| 2251339        | Janitorial Service Contracts                          | 0                              | 884                       | 0                          | 0                | 0                              | 0                              |
| 2251342        | Sports Field/Sports Facilities Maintenance            | 33,775                         | 224,386                   | 645,000                    | 266,000          | 266,000                        | 266,000                        |
| 2251343        | Maintenance & Upkeep of Swimming Pools                | 50,000                         | 95,000                    | 95,000                     | 76,000           | 76,000                         | 76,000                         |
|                | <b>Services</b>                                       | <b>343,192</b>                 | <b>1,516,121</b>          | <b>2,720,030</b>           | <b>2,169,180</b> | <b>2,169,180</b>               | <b>2,169,180</b>               |
| <b>22610EE</b> | <b>Minor Capital Repairs</b>                          |                                |                           |                            |                  |                                |                                |
| 2261201        | Transportation Equipment Upkeep                       | 13,182                         | 10,496                    | 20,520                     | 17,200           | 17,200                         | 17,200                         |
|                | <b>Minor Capital Repairs</b>                          | <b>13,182</b>                  | <b>10,496</b>             | <b>20,520</b>              | <b>17,200</b>    | <b>17,200</b>                  | <b>17,200</b>                  |
| <b>22810EE</b> | <b>Special Financial Transactions</b>                 |                                |                           |                            |                  |                                |                                |
| 2281001        | Special Financial Transactions                        | 3,037,642                      | 0                         | 0                          | 0                | 0                              | 0                              |
| 2281105        | VAT Expenses  | 211                            | 220                       | 950                        | 950              | 950                            | 950                            |
| 2281113        | Bahamas Anti-Doping Commission                        | 300,000                        | 332,500                   | 332,500                    | 266,000          | 266,000                        | 266,000                        |
| 2281133        | National Youth Leaders/Workers                        | 34,667                         | 24,021                    | 33,250                     | 26,600           | 26,600                         | 26,600                         |
| 2281134        | National Youth Push                                   | 350,000                        | 323,000                   | 323,000                    | 258,400          | 258,400                        | 258,400                        |
| 2281149        | National Youth Policy                                 | 0                              | 0                         | 95,000                     | 76,000           | 76,000                         | 76,000                         |
| 2281159        | National Youth Programmes                             | 65,888                         | 34,581                    | 123,500                    | 98,800           | 98,800                         | 98,800                         |
| 2281164        | Youth Enterprise Fund                                 | 30,063                         | 7,919                     | 76,000                     | 60,800           | 60,800                         | 60,800                         |



| ITEM NO.       | TITLE OF ITEM  | PROVISIONAL ACTUAL EXPENDITURE | EXPENDITURE (PROVISIONAL) JUL - MAR | REVISED APPROVED ESTIMATES | ESTIMATES        | PRELIMINARY FORECAST ESTIMATES | PRELIMINARY FORECAST ESTIMATES |
|----------------|--|--------------------------------|-------------------------------------|----------------------------|------------------|--------------------------------|--------------------------------|
|                |  | 2018/2019                      | 2019/2020                           | 2019/2020                  | 2020/2021        | 2021/2022                      | 2022/2023                      |
|                |  | \$                             | \$                                  | \$                         | \$               | \$                             | \$                             |
|                | <b>Special Financial Transactions</b>                | <b>3,818,471</b>               | <b>722,241</b>                      | <b>984,200</b>             | <b>787,550</b>   | <b>787,550</b>                 | <b>787,550</b>                 |
| <b>22910EE</b> | <b>Other</b>   |                                |                                     |                            |                  |                                |                                |
| 2291001        | Other Expenses                                       | 385,282                        | 0                                   | 0                          | 0                | 0                              | 0                              |
| 2291013        | IAAF WORLD Relay Games                               | 0                              | 0                                   | 95,000                     | 76,000           | 76,000                         | 76,000                         |
| 2291014        | 300 Connect  | 127,053                        | 45,431                              | 95,000                     | 76,000           | 76,000                         | 76,000                         |
|                | <b>Other</b>   | <b>512,335</b>                 | <b>45,431</b>                       | <b>190,000</b>             | <b>152,000</b>   | <b>152,000</b>                 | <b>152,000</b>                 |
|                | <b>Use of Goods &amp; Services</b>                   | <b>4,814,362</b>               | <b>2,835,601</b>                    | <b>5,454,590</b>           | <b>3,929,410</b> | <b>3,929,410</b>               | <b>3,929,410</b>               |
| <b>25000EE</b> | <b>Subsidies</b>                                     |                                |                                     |                            |                  |                                |                                |
| <b>25100EE</b> | <b>Subsidies to Public Corporations</b>              |                                |                                     |                            |                  |                                |                                |
| 2511208        | National Arts Gallery                                | 1,550,000                      | 1,162,500                           | 1,550,000                  | 1,240,000        | 1,240,000                      | 1,240,000                      |
|                | <b>Subsidies to Public Corporations</b>              | <b>1,550,000</b>               | <b>1,162,500</b>                    | <b>1,550,000</b>           | <b>1,240,000</b> | <b>1,240,000</b>               | <b>1,240,000</b>               |
|                | <b>Subsidies</b>                                     | <b>1,550,000</b>               | <b>1,162,500</b>                    | <b>1,550,000</b>           | <b>1,240,000</b> | <b>1,240,000</b>               | <b>1,240,000</b>               |
| <b>26000EE</b> | <b>Grants</b>  |                                |                                     |                            |                  |                                |                                |
| <b>26200EE</b> | <b>Grants to International Organizations</b>         |                                |                                     |                            |                  |                                |                                |
| 2621132        | Commonwealth Youth Programme                         | 4,080                          | 1,850                               | 7,600                      | 6,080            | 6,080                          | 6,080                          |
|                | <b>Grants to International Organizations</b>         | <b>4,080</b>                   | <b>1,850</b>                        | <b>7,600</b>               | <b>6,080</b>     | <b>6,080</b>                   | <b>6,080</b>                   |
|                | <b>Grants</b>  | <b>4,080</b>                   | <b>1,850</b>                        | <b>7,600</b>               | <b>6,080</b>     | <b>6,080</b>                   | <b>6,080</b>                   |
| <b>28000EE</b> | <b>Other Payments</b>                                |                                |                                     |                            |                  |                                |                                |
| <b>28200EE</b> | <b>Transfers N.E.C.</b>                              |                                |                                     |                            |                  |                                |                                |
| 2821101        | Contributions  | 272,340                        | 0                                   | 0                          | 0                | 0                              | 0                              |
| 2821102        | Aid to Student Athletes                              | 118,092                        | 10,443                              | 142,500                    | 114,000          | 114,000                        | 114,000                        |
| 2821103        | Subvention to Elite Athletes                         | 1,383,382                      | 1,007,588                           | 1,346,150                  | 1,076,920        | 1,076,920                      | 1,076,920                      |
| 2821115        | Prime Minister's Cultural Grant Award                | 517,550                        | 0                                   | 1,000,000                  | 469,096          | 469,096                        | 469,096                        |
| 2821123        | National Youth Ambassadors                           | 2,022                          | 3,158                               | 5,000                      | 4,000            | 4,000                          | 4,000                          |
| 2821201        | Contributions  | 100,000                        | 100,000                             | 100,000                    | 80,000           | 80,000                         | 80,000                         |
| 2821202        | Junior Achievement Programme                         | 190,000                        | 190,000                             | 190,000                    | 152,000          | 200,000                        | 200,000                        |
| 2821203        | Girl Guides Association                              | 25,000                         | 25,000                              | 25,000                     | 20,000           | 25,000                         | 25,000                         |
| 2821204        | Boys Brigade   | 25,000                         | 25,000                              | 25,000                     | 20,000           | 25,000                         | 25,000                         |
| 2821205        | Boy Scouts Association                               | 25,000                         | 25,000                              | 25,000                     | 20,000           | 25,000                         | 25,000                         |
| 2821207        | Bahamas Lawn Tennis Association                      | 10,000                         | 10,000                              | 10,000                     | 8,000            | 10,000                         | 10,000                         |
| 2821212        | Bahamas Olympic Association                          | 50,000                         | 50,000                              | 50,000                     | 40,000           | 50,000                         | 50,000                         |
| 2821216        | Bahamas National Youth Choir                         | 51,000                         | 51,000                              | 51,000                     | 40,800           | 51,000                         | 51,000                         |
| 2821217        | The Bahamas Concert Orchestra                        | 25,000                         | 25,000                              | 25,000                     | 20,000           | 25,000                         | 25,000                         |
| 2821219        | Contributions to Sports, Civic & Youth Organizations | 385,240                        | 146,790                             | 300,000                    | 240,000          | 240,000                        | 240,000                        |



| ITEM NO. | TITLE OF ITEM   | PROVISIONAL ACTUAL EXPENDITURE | EXPENDITURE (PROVISIONAL) JUL - MAR | REVISED APPROVED ESTIMATES | ESTIMATES         | PRELIMINARY FORECAST ESTIMATES | PRELIMINARY FORECAST ESTIMATES |
|----------|---|--------------------------------|-------------------------------------|----------------------------|-------------------|--------------------------------|--------------------------------|
|          |   | 2018/2019                      | 2019/2020                           | 2019/2020                  | 2020/2021         | 2021/2022                      | 2022/2023                      |
|          |   | \$                             | \$                                  | \$                         | \$                | \$                             | \$                             |
| 2821220  | Bahamas Football Association                                  | 40,000                         | 40,000                              | 40,000                     | 32,000            | 40,000                         | 40,000                         |
| 2821221  | National Endowment for Sports                                 | 1,615,630                      | 1,027,679                           | 1,632,000                  | 795,000           | 995,000                        | 995,000                        |
| 2821252  | Bahamas National Youth Orchestra                              | 25,000                         | 25,000                              | 25,000                     | 20,000            | 25,000                         | 25,000                         |
| 2821253  | Bahamas National Children's Choir                             | 0                              | 0                                   | 25,000                     | 20,000            | 25,000                         | 25,000                         |
| 2821254  | National Dance Company  | 144,080                        | 39,500                              | 39,500                     | 31,600            | 31,600                         | 31,600                         |
| 2821256  | National Dance School   | 0                              | 12,785                              | 170,000                    | 136,000           | 136,000                        | 136,000                        |
| 2821416  | National Sports Authority                                     | 3,000,000                      | 2,137,500                           | 3,200,000                  | 2,280,000         | 2,280,000                      | 2,280,000                      |
| 2821601  | Other Contributions   | 246,987                        | 0                                   | 0                          | 0                 | 0                              | 0                              |
| 2821604  | Bahamas National Youth Council                                | 180                            | 700                                 | 10,000                     | 8,000             | 8,000                          | 8,000                          |
| 2821614  | Other Grants  | 0                              | 813,015                             | 985,000                    | 980,000           | 980,000                        | 980,000                        |
| 2821627  | Self Starter Programme  | 11,206                         | 4,101                               | 1,290,600                  | 672,000           | 672,000                        | 672,000                        |
| 2821629  | Contribution to International Games                           | 55,500                         | 0                                   | 190,000                    | 152,000           | 152,000                        | 152,000                        |
|          | <b>Transfers N.E.C.</b>                                       | <b>8,318,209</b>               | <b>5,769,259</b>                    | <b>10,901,750</b>          | <b>7,431,416</b>  | <b>7,739,616</b>               | <b>7,739,616</b>               |
|          | <b>OTHER CHARGES</b>  | <b>8,318,209</b>               | <b>5,769,259</b>                    | <b>10,901,750</b>          | <b>7,431,416</b>  | <b>7,739,616</b>               | <b>7,739,616</b>               |
|          | <b>MINISTRY OF YOUTH, SPORTS &amp; CULTURE TOTAL EXPENSES</b> | <b>20,616,605</b>              | <b>14,906,951</b>                   | <b>24,081,380</b>          | <b>18,938,186</b> | <b>19,288,486</b>              | <b>19,330,586</b>              |

The Accounting Officer for this Head is the PERMANENT SECRETARY

# [Head 048] DEPARTMENT OF LABOUR



| ITEM NO.                   | TITLE OF ITEM                                  | PROVISIONAL ACTUAL EXPENDITURE | EXPENDITURE (PROVISIONAL) JUL - MAR | REVISED APPROVED ESTIMATES | ESTIMATES        | PRELIMINARY FORECAST ESTIMATES | PRELIMINARY FORECAST ESTIMATES |
|----------------------------|--|--------------------------------|-------------------------------------|----------------------------|------------------|--------------------------------|--------------------------------|
|                            |  | 2018/2019                      | 2019/2020                           | 2019/2020                  | 2020/2021        | 2021/2022                      | 2022/2023                      |
|                            |  | \$                             | \$                                  | \$                         | \$               | \$                             | \$                             |
| <b>PERSONAL EMOLUMENTS</b> |  |                                |                                     |                            |                  |                                |                                |
| <b>21110EE</b>             | <b>Wages &amp; Salaries (In Cash)</b>          |                                |                                     |                            |                  |                                |                                |
| 2111101                    | Salary-Permanent/Pensionable                   | 1,653,683                      | 1,296,508                           | 1,530,163                  | 1,542,050        | 1,729,530                      | 1,902,483                      |
| 2111102                    | Salary-Contract Workers                        | 577                            | 0                                   | 0                          | 0                | 0                              | 0                              |
|                            | <b>Wages &amp; Salaries (In Cash)</b>          | <b>1,654,260</b>               | <b>1,296,508</b>                    | <b>1,530,163</b>           | <b>1,542,050</b> | <b>1,729,530</b>               | <b>1,902,483</b>               |
| <b>21120EE</b>             | <b>Allowances</b>                              |                                |                                     |                            |                  |                                |                                |
| 2112101                    | Honoraria                                      | 98,126                         | 82,653                              | 104,000                    | 86,400           | 86,400                         | 86,400                         |
| 2112102                    | Overtime - Monthly Employees (General)         | 7,329                          | 2,227                               | 12,000                     | 6,500            | 6,500                          | 8,000                          |
| 2112115                    | Responsibility Allowance                       | 5,786                          | 4,214                               | 5,500                      | 5,500            | 5,500                          | 5,500                          |
| 2112116                    | Acting Allowance                               | 30,341                         | 23,852                              | 31,700                     | 31,700           | 31,700                         | 31,700                         |
| 2112125                    | Disturbance Allowance/Geographical             | 5,400                          | 1,355                               | 3,600                      | 3,600            | 3,600                          | 3,600                          |
|                            | <b>Allowances</b>                              | <b>146,982</b>                 | <b>114,301</b>                      | <b>156,800</b>             | <b>133,700</b>   | <b>133,700</b>                 | <b>135,200</b>                 |
|                            | <b>Personal Emoluments</b>                     | <b>1,801,242</b>               | <b>1,410,809</b>                    | <b>1,686,963</b>           | <b>1,675,750</b> | <b>1,863,230</b>               | <b>2,037,683</b>               |
| <b>22000EE</b>             | <b>Use of Goods &amp; Services</b>             |                                |                                     |                            |                  |                                |                                |
| <b>22111EE</b>             | <b>Domestic Travel &amp; Subsistence</b>       |                                |                                     |                            |                  |                                |                                |
| 2211101                    | Air Transport of Persons Within The Bahamas    | 16,232                         | 6,970                               | 19,950                     | 12,000           | 12,000                         | 12,000                         |
| 2211110                    | Subsistence for Travellers Within The Bahamas  | 18,925                         | 10,225                              | 26,600                     | 16,000           | 16,000                         | 16,000                         |
|                            | <b>Domestic Travel &amp; Subsistence</b>       | <b>35,157</b>                  | <b>17,195</b>                       | <b>46,550</b>              | <b>28,000</b>    | <b>28,000</b>                  | <b>28,000</b>                  |
| <b>22112EE</b>             | <b>International Travel &amp; Subsistence</b>  |                                |                                     |                            |                  |                                |                                |
| 2211201                    | Air Transport of Persons Outside The Bahamas   | 11,493                         | 2,592                               | 48,450                     | 7,500            | 7,500                          | 7,500                          |
| 2211210                    | Subsistence for Travellers Outside The Bahamas | 13,357                         | 1,380                               | 44,175                     | 7,500            | 7,500                          | 7,500                          |
|                            | <b>International Travel &amp; Subsistence</b>  | <b>24,850</b>                  | <b>3,972</b>                        | <b>92,625</b>              | <b>15,000</b>    | <b>15,000</b>                  | <b>15,000</b>                  |
| <b>22210EE</b>             | <b>Rent</b>                                    |                                |                                     |                            |                  |                                |                                |
| 2221101                    | Rent - Living Accommodation (General)          | 8,150                          | 750                                 | 19,500                     | 18,000           | 18,000                         | 19,000                         |
| 2221102                    | Rent - Office                                  | 60,980                         | 45,585                              | 69,000                     | 69,000           | 69,000                         | 69,000                         |
|                            | <b>Rent</b>                                    | <b>69,130</b>                  | <b>46,335</b>                       | <b>88,500</b>              | <b>87,000</b>    | <b>87,000</b>                  | <b>88,000</b>                  |
| <b>22410EE</b>             | <b>Supplies &amp; Materials</b>                |                                |                                     |                            |                  |                                |                                |
| 2241201                    | Office Supplies & Stationery                   | 15,953                         | 9,117                               | 16,625                     | 11,000           | 11,250                         | 11,500                         |
| 2241205                    | Food, Ice & Drinking Water                     | 7,216                          | 4,780                               | 10,712                     | 5,800            | 5,800                          | 5,800                          |
| 2241206                    | Publications                                   | 954                            | 92                                  | 5,605                      | 4,432            | 4,432                          | 4,432                          |
| 2241211                    | Cleaning & Toilet Supplies                     | 10,096                         | 7,595                               | 13,490                     | 13,000           | 13,000                         | 13,000                         |
| 2241212                    | Computer Software Supplies & Materials         | 833                            | 1,848                               | 3,040                      | 2,152            | 2,152                          | 2,152                          |
| 2241213                    | Clothing & Clothing Supplies                   | 2,355                          | 514                                 | 3,365                      | 1,500            | 1,500                          | 1,500                          |
| 2241299                    | Other Supplies & Materials                     | 4,546                          | 1,542                               | 6,650                      | 5,320            | 5,320                          | 5,320                          |
|                            | <b>Supplies &amp; Materials</b>                | <b>41,953</b>                  | <b>25,488</b>                       | <b>59,487</b>              | <b>43,204</b>    | <b>43,454</b>                  | <b>43,704</b>                  |



# [Head 048] DEPARTMENT OF LABOUR



| ITEM NO.       | TITLE OF ITEM   | PROVISIONAL ACTUAL EXPENDITURE | EXPENDITURE (PROVISIONAL) | REVISED APPROVED ESTIMATES | ESTIMATES        | PRELIMINARY FORECAST ESTIMATES | PRELIMINARY FORECAST ESTIMATES |
|----------------|---|--------------------------------|---------------------------|----------------------------|------------------|--------------------------------|--------------------------------|
|                |   | 2018/2019                      | JUL - MAR 2019/2020       | 2019/2020                  | 2020/2021        | 2021/2022                      | 2022/2023                      |
|                |   | \$                             | \$                        | \$                         | \$               | \$                             | \$                             |
| <b>22510EE</b> | <b>Services</b>                                       |                                |                           |                            |                  |                                |                                |
| 2251101        | Printing & Duplication Service                        | 2,724                          | 715                       | 3,800                      | 3,000            | 3,000                          | 3,000                          |
| 2251102        | Advertising & Public Notices                          | 671                            | 403                       | 9,215                      | 7,372            | 7,372                          | 7,372                          |
| 2251107        | Workshops, Conferences, Seminars, Meetings & Exhibits | 83,637                         | 19,772                    | 106,400                    | 50,000           | 50,000                         | 50,000                         |
| 2251108        | Tuition, Training, In-service Awards, Subsistence     | 800                            | 0                         | 4,750                      | 3,800            | 3,800                          | 3,800                          |
| 2251109        | Licencing & Inspection of Vehicles                    | 3,510                          | 780                       | 3,705                      | 3,081            | 3,081                          | 3,081                          |
| 2251111        | Security Services Contract                            | 28,712                         | 44,688                    | 79,000                     | 74,000           | 74,500                         | 74,500                         |
| 2251128        | Fees & Other Charges                                  | 18,723                         | 11,246                    | 19,090                     | 15,000           | 15,075                         | 16,075                         |
| 2251129        | Staff Engagement                                      | 889                            | 1,525                     | 2,850                      | 1,425            | 1,425                          | 1,425                          |
| 2251203        | Freight & Express                                     | 0                              | 0                         | 0                          | 400              | 400                            | 450                            |
| 2251302        | Building Maintenance                                  | 823                            | 434                       | 1,900                      | 1,500            | 1,500                          | 2,000                          |
| 2251337        | Operation of Facilities or Other Services             | 19,607                         | 15,600                    | 25,650                     | 25,000           | 25,000                         | 25,000                         |
| 2251399        | Other Contractual Services                            | 3,627                          | 11,432                    | 7,125                      | 7,150            | 7,200                          | 7,550                          |
|                | <b>Services</b>                                       | <b>163,723</b>                 | <b>106,595</b>            | <b>263,485</b>             | <b>191,728</b>   | <b>192,353</b>                 | <b>194,253</b>                 |
| <b>22610EE</b> | <b>Minor Capital Repairs</b>                          |                                |                           |                            |                  |                                |                                |
| 2261201        | Transportation Equipment Upkeep                       | 13,770                         | 9,614                     | 23,427                     | 18,794           | 18,844                         | 18,894                         |
|                | <b>Minor Capital Repairs</b>                          | <b>13,770</b>                  | <b>9,614</b>              | <b>23,427</b>              | <b>18,794</b>    | <b>18,844</b>                  | <b>18,894</b>                  |
| <b>22710EE</b> | <b>Operational Expenses</b>                           |                                |                           |                            |                  |                                |                                |
| 2271019        | OSHA Public Employment                                | 0                              | 40,581                    | 100,000                    | 50,000           | 75,000                         | 100,000                        |
|                | <b>Operational Expenses</b>                           | <b>0</b>                       | <b>40,581</b>             | <b>100,000</b>             | <b>50,000</b>    | <b>75,000</b>                  | <b>100,000</b>                 |
| <b>22810EE</b> | <b>Special Financial Transactions</b>                 |                                |                           |                            |                  |                                |                                |
| 2281105        | VAT Expenses  | 437                            | 1,332                     | 4,750                      | 950              | 950                            | 950                            |
| 2281172        | Development of Skills Bank                            | 160                            | 0                         | 10,640                     | 6,000            | 6,000                          | 6,000                          |
|                | <b>Special Financial Transactions</b>                 | <b>597</b>                     | <b>1,332</b>              | <b>15,390</b>              | <b>6,950</b>     | <b>6,950</b>                   | <b>6,950</b>                   |
|                | <b>Use of Goods &amp; Services</b>                    | <b>349,180</b>                 | <b>251,112</b>            | <b>689,464</b>             | <b>440,676</b>   | <b>466,601</b>                 | <b>494,801</b>                 |
| <b>28000EE</b> | <b>Other Payments</b>                                 |                                |                           |                            |                  |                                |                                |
| <b>28200EE</b> | <b>Transfers N.E.C.</b>                               |                                |                           |                            |                  |                                |                                |
| 2821120        | Merit Award   | 0                              | 0                         | 9,000                      | 5,000            | 5,000                          | 5,000                          |
|                | <b>Transfers N.E.C.</b>                               | <b>0</b>                       | <b>0</b>                  | <b>9,000</b>               | <b>5,000</b>     | <b>5,000</b>                   | <b>5,000</b>                   |
|                | <b>OTHER CHARGES</b>                                  | <b>0</b>                       | <b>0</b>                  | <b>9,000</b>               | <b>5,000</b>     | <b>5,000</b>                   | <b>5,000</b>                   |
|                | <b>DEPARTMENT OF LABOUR TOTAL EXPENSES</b>            | <b>2,150,422</b>               | <b>1,661,921</b>          | <b>2,385,427</b>           | <b>2,121,426</b> | <b>2,334,831</b>               | <b>2,537,484</b>               |

The Accounting Officer for this Head is the DIRECTOR

# [Head 049] MINISTRY OF FINANCIAL SERVICES, TRADE & INDUSTRY & IMMIGRATION



| ITEM NO.                   | TITLE OF ITEM                                  | PROVISIONAL    | EXPENDITURE    | REVISED        |                | PRELIMINARY    | PRELIMINARY    |
|----------------------------|--|----------------|----------------|----------------|----------------|----------------|----------------|
|                            |  | ACTUAL         | (PROVISIONAL)  | APPROVED       |                | FORECAST       | FORECAST       |
|                            |  | EXPENDITURE    |                | ESTIMATES      | ESTIMATES      | ESTIMATES      | ESTIMATES      |
|                            |  | JUL - MAR      |                |                |                |                |                |
|                            |  | 2018/2019      | 2019/2020      | 2019/2020      | 2020/2021      | 2021/2022      | 2022/2023      |
|                            |  | \$             | \$             | \$             | \$             | \$             | \$             |
| <b>PERSONAL EMOLUMENTS</b> |  |                |                |                |                |                |                |
| <b>21110EE</b>             | <b>Wages &amp; Salaries (In Cash)</b>          |                |                |                |                |                |                |
| 2111101                    | Salary-Permanent/Pensionable                   | 360,239        | 318,496        | 339,250        | 326,350        | 330,100        | 333,850        |
| 2111102                    | Salary-Contract Workers                        | 245,857        | 89,562         | 250,600        | 311,200        | 311,200        | 311,200        |
|                            | <b>Wages &amp; Salaries (In Cash)</b>          | <b>606,096</b> | <b>408,058</b> | <b>589,850</b> | <b>637,550</b> | <b>641,300</b> | <b>645,050</b> |
| <b>21120EE</b>             | <b>Allowances</b>                              |                |                |                |                |                |                |
| 2112102                    | Overtime - Monthly Employees (General)         | 0              | 255            | 0              | 0              | 0              | 0              |
| 2112103                    | Housing Allowance                              | 4,400          | 8,800          | 3,600          | 0              | 0              | 0              |
| 2112112                    | Transport & Mileage Allowance                  | 8,900          | 2,900          | 9,600          | 3,000          | 3,000          | 3,000          |
| 2112114                    | Duty Allowance                                 | 5,672          | 5,417          | 6,900          | 6,900          | 6,900          | 6,900          |
| 2112115                    | Responsibility Allowance                       | 14,000         | 9,333          | 14,000         | 29,000         | 29,000         | 29,000         |
| 2112116                    | Acting Allowance                               | 10,800         | 6,300          | 10,800         | 0              | 0              | 0              |
| 2112122                    | Clothing Allowance                             | 500            | 333            | 500            | 500            | 500            | 500            |
|                            | <b>Allowances</b>                              | <b>44,272</b>  | <b>33,338</b>  | <b>45,400</b>  | <b>39,400</b>  | <b>39,400</b>  | <b>39,400</b>  |
|                            | <b>Personal Emoluments</b>                     | <b>650,368</b> | <b>441,396</b> | <b>635,250</b> | <b>676,950</b> | <b>680,700</b> | <b>684,450</b> |
| <b>22000EE</b>             | <b>Use of Goods &amp; Services</b>             |                |                |                |                |                |                |
| <b>22111EE</b>             | <b>Domestic Travel &amp; Subsistence</b>       |                |                |                |                |                |                |
| 2211101                    | Air Transport of Persons Within The Bahamas    | 290            | 223            | 14,250         | 5,800          | 7,250          | 7,250          |
| 2211103                    | Mileage Within The Bahamas                     | 0              | 0              | 0              | 2,400          | 3,000          | 3,000          |
| 2211110                    | Subsistence for Travellers Within The Bahamas  | 420            | 0              | 4,750          | 2,200          | 2,750          | 2,750          |
|                            | <b>Domestic Travel &amp; Subsistence</b>       | <b>710</b>     | <b>223</b>     | <b>19,000</b>  | <b>10,400</b>  | <b>13,000</b>  | <b>13,000</b>  |
| <b>22112EE</b>             | <b>International Travel &amp; Subsistence</b>  |                |                |                |                |                |                |
| 2211201                    | Air Transport of Persons Outside The Bahamas   | 4,870          | 0              | 47,500         | 3,000          | 10,000         | 10,000         |
| 2211210                    | Subsistence for Travellers Outside The Bahamas | 10,761         | 0              | 28,500         | 5,550          | 18,500         | 18,500         |
|                            | <b>International Travel &amp; Subsistence</b>  | <b>15,631</b>  | <b>0</b>       | <b>76,000</b>  | <b>8,550</b>   | <b>28,500</b>  | <b>28,500</b>  |
| <b>22410EE</b>             | <b>Supplies &amp; Materials</b>                |                |                |                |                |                |                |
| 2241201                    | Office Supplies & Stationery                   | 5,985          | 1,825          | 14,964         | 10,964         | 10,964         | 10,964         |
| 2241205                    | Food, Ice & Drinking Water                     | 1,106          | 1,258          | 4,940          | 3,900          | 3,900          | 3,900          |
| 2241206                    | Publications                                   | 773            | 0              | 1,140          | 912            | 912            | 912            |
| 2241211                    | Cleaning & Toilet Supplies                     | 2,776          | 1,848          | 7,600          | 6,600          | 6,600          | 6,600          |
| 2241212                    | Computer Software Supplies & Materials         | 889            | 1,151          | 5,700          | 4,560          | 4,560          | 4,560          |
| 2241213                    | Clothing & Clothing Supplies                   | 1,292          | 0              | 1,425          | 1,425          | 1,425          | 1,425          |
| 2241299                    | Other Supplies & Materials                     | 40             | 0              | 3,800          | 3,040          | 3,040          | 3,040          |
|                            | <b>Supplies &amp; Materials</b>                | <b>12,861</b>  | <b>6,082</b>   | <b>39,569</b>  | <b>31,401</b>  | <b>31,401</b>  | <b>31,401</b>  |
| <b>22510EE</b>             | <b>Services</b>                                |                |                |                |                |                |                |
| 2251101                    | Printing & Duplication Service                 | 2,642          | 0              | 8,550          | 6,840          | 6,840          | 6,840          |

# [Head 049] MINISTRY OF FINANCIAL SERVICES, TRADE & INDUSTRY & IMMIGRATION



| ITEM NO.       | TITLE OF ITEM  | PROVISIONAL ACTUAL EXPENDITURE | EXPENDITURE (PROVISIONAL) JUL - MAR | REVISED APPROVED ESTIMATES | ESTIMATES        | PRELIMINARY FORECAST ESTIMATES | PRELIMINARY FORECAST ESTIMATES |
|----------------|--|--------------------------------|-------------------------------------|----------------------------|------------------|--------------------------------|--------------------------------|
|                |  | 2018/2019                      | 2019/2020                           | 2019/2020                  | 2020/2021        | 2021/2022                      | 2022/2023                      |
|                |  | \$                             | \$                                  | \$                         | \$               | \$                             | \$                             |
| 2251102        | Advertising & Public Notices   | 2,226                          | 688                                 | 9,500                      | 4,500            | 4,500                          | 4,500                          |
| 2251103        | Marketing & Promotion  | 359,435                        | 159,658                             | 285,000                    | 234,240          | 234,240                        | 243,240                        |
| 2251107        | Workshops, Conferences, Seminars, Meetings & Exhibits  | 0                              | 195                                 | 4,750                      | 3,800            | 3,800                          | 3,800                          |
| 2251109        | Licencing & Inspection of Vehicles   | 780                            | 0                                   | 1,500                      | 2,500            | 2,500                          | 2,500                          |
| 2251115        | Consultancy Services   | 137,532                        | 105,248                             | 114,000                    | 40,000           | 40,000                         | 40,000                         |
| 2251128        | Fees & Other Charges   | 17,323                         | 5,910                               | 14,250                     | 9,250            | 9,250                          | 9,250                          |
| 2251129        | Staff Engagement   | 0                              | 285                                 | 1,292                      | 646              | 646                            | 646                            |
| 2251337        | Operation of Facilities or Other Services  | 16,406                         | 155                                 | 15,675                     | 5,000            | 15,675                         | 15,675                         |
|                | <b>Services</b>  | <b>536,344</b>                 | <b>272,139</b>                      | <b>454,517</b>             | <b>306,776</b>   | <b>317,451</b>                 | <b>326,451</b>                 |
| <b>22610EE</b> | <b>Minor Capital Repairs</b>   |                                |                                     |                            |                  |                                |                                |
| 2261201        | Transportation Equipment Upkeep  | 3,790                          | 2,125                               | 7,000                      | 5,600            | 6,000                          | 6,000                          |
|                | <b>Minor Capital Repairs</b>   | <b>3,790</b>                   | <b>2,125</b>                        | <b>7,000</b>               | <b>5,600</b>     | <b>6,000</b>                   | <b>6,000</b>                   |
| <b>22810EE</b> | <b>Special Financial Transactions</b>  |                                |                                     |                            |                  |                                |                                |
| 2281105        | VAT Expenses   | 2,208                          | 220                                 | 1,900                      | 950              | 950                            | 950                            |
| 2281167        | Arbitration Centre   | 700                            | 0                                   | 26,456                     | 26,456           | 26,456                         | 26,456                         |
|                | <b>Special Financial Transactions</b>  | <b>2,908</b>                   | <b>220</b>                          | <b>28,356</b>              | <b>27,406</b>    | <b>27,406</b>                  | <b>27,406</b>                  |
|                | <b>Use of Goods &amp; Services</b>   | <b>572,244</b>                 | <b>280,789</b>                      | <b>624,442</b>             | <b>390,133</b>   | <b>423,758</b>                 | <b>432,758</b>                 |
| <b>26000EE</b> | <b>Grants</b>  |                                |                                     |                            |                  |                                |                                |
| <b>26200EE</b> | <b>Grants to International Organizations</b>   |                                |                                     |                            |                  |                                |                                |
| 2621193        | F.T.A.A./W.T.O. Developments   | 348,960                        | 67,528                              | 390,165                    | 141,627          | 141,627                        | 141,627                        |
|                | <b>Grants to International Organizations</b>   | <b>348,960</b>                 | <b>67,528</b>                       | <b>390,165</b>             | <b>141,627</b>   | <b>141,627</b>                 | <b>141,627</b>                 |
|                | <b>Grants</b>  | <b>348,960</b>                 | <b>67,528</b>                       | <b>390,165</b>             | <b>141,627</b>   | <b>141,627</b>                 | <b>141,627</b>                 |
| <b>28000EE</b> | <b>Other Payments</b>  |                                |                                     |                            |                  |                                |                                |
| <b>28200EE</b> | <b>Transfers N.E.C.</b>  |                                |                                     |                            |                  |                                |                                |
| 2821614        | Other Grants   | 450,000                        | 324,000                             | 450,000                    | 360,000          | 360,000                        | 360,000                        |
| 2821623        | Bahamas Trade Commission   | 4,666                          | 0                                   | 50,000                     | 50,000           | 50,000                         | 50,000                         |
|                | <b>Transfers N.E.C.</b>  | <b>454,666</b>                 | <b>324,000</b>                      | <b>500,000</b>             | <b>410,000</b>   | <b>410,000</b>                 | <b>410,000</b>                 |
|                | <b>OTHER CHARGES</b>   | <b>454,666</b>                 | <b>324,000</b>                      | <b>500,000</b>             | <b>410,000</b>   | <b>410,000</b>                 | <b>410,000</b>                 |
|                | <b>MINISTRY OF FINANCIAL SERVICES, TRADE &amp; INDUSTRY &amp; IMMIGRATION TOTAL EXPENSES</b> | <b>2,026,238</b>               | <b>1,113,713</b>                    | <b>2,149,857</b>           | <b>1,618,710</b> | <b>1,656,085</b>               | <b>1,668,835</b>               |

The Accounting Officer for this Head is the PERMANENT SECRETARY

# [Head 051] POST OFFICE DEPARTMENT



| ITEM NO.                   | TITLE OF ITEM                                  | PROVISIONAL ACTUAL EXPENDITURE | EXPENDITURE (PROVISIONAL) | REVISED APPROVED ESTIMATES | ESTIMATES        | PRELIMINARY FORECAST ESTIMATES | PRELIMINARY FORECAST ESTIMATES |
|----------------------------|--|--------------------------------|---------------------------|----------------------------|------------------|--------------------------------|--------------------------------|
|                            |  | 2018/2019                      | JUL - MAR 2019/2020       | 2019/2020                  | 2020/2021        | 2021/2022                      | 2022/2023                      |
|                            |  | \$                             | \$                        | \$                         | \$               | \$                             | \$                             |
| <b>PERSONAL EMOLUMENTS</b> |  |                                |                           |                            |                  |                                |                                |
| <b>21110EE</b>             | <b>Wages &amp; Salaries (In Cash)</b>          |                                |                           |                            |                  |                                |                                |
| 2111101                    | Salary-Permanent/Pensionable                   | 5,103,570                      | 3,929,362                 | 5,340,000                  | 5,245,300        | 5,924,374                      | 5,993,374                      |
| 2111102                    | Salary-Contract Workers                        | 1,849                          | 0                         | 50,000                     | 65,000           | 70,000                         | 70,000                         |
| 2111201                    | Regular Weekly Wages                           | 316,100                        | 199,993                   | 310,000                    | 266,000          | 391,000                        | 391,000                        |
|                            | <b>Wages &amp; Salaries (In Cash)</b>          | <b>5,421,519</b>               | <b>4,129,355</b>          | <b>5,700,000</b>           | <b>5,576,300</b> | <b>6,385,374</b>               | <b>6,454,374</b>               |
| <b>21120EE</b>             | <b>Allowances</b>                              |                                |                           |                            |                  |                                |                                |
| 2112102                    | Overtime - Monthly Employees (General)         | 175,348                        | 21,919                    | 25,000                     | 15,000           | 27,500                         | 27,500                         |
| 2112103                    | Housing Allowance                              | 8,000                          | 0                         | 8,400                      | 8,400            | 8,700                          | 8,700                          |
| 2112115                    | Responsibility Allowance                       | 5,500                          | 4,365                     | 5,500                      | 5,500            | 5,500                          | 5,500                          |
| 2112116                    | Acting Allowance                               | 1,550                          | 517                       | 1,700                      | 1,700            | 1,700                          | 1,700                          |
| 2112117                    | Hardship Allowance                             | 0                              | 0                         | 3,600                      | 3,600            | 3,690                          | 3,690                          |
| 2112125                    | Disturbance Allowance/Geographical             | 0                              | 0                         | 15,000                     | 15,000           | 15,000                         | 15,000                         |
|                            | <b>Allowances</b>                              | <b>190,398</b>                 | <b>26,801</b>             | <b>59,200</b>              | <b>49,200</b>    | <b>62,090</b>                  | <b>62,090</b>                  |
|                            | <b>Personal Emoluments</b>                     | <b>5,611,917</b>               | <b>4,156,156</b>          | <b>5,759,200</b>           | <b>5,625,500</b> | <b>6,447,464</b>               | <b>6,516,464</b>               |
| <b>22000EE</b>             | <b>Use of Goods &amp; Services</b>             |                                |                           |                            |                  |                                |                                |
| <b>22111EE</b>             | <b>Domestic Travel &amp; Subsistence</b>       |                                |                           |                            |                  |                                |                                |
| 2211101                    | Air Transport of Persons Within The Bahamas    | 13,160                         | 4,513                     | 29,013                     | 23,210           | 35,500                         | 40,500                         |
| 2211103                    | Mileage Within The Bahamas                     | 0                              | 0                         | 4,750                      | 3,800            | 4,750                          | 5,255                          |
| 2211110                    | Subsistence for Travellers Within The Bahamas  | 27,020                         | 9,693                     | 27,104                     | 32,031           | 38,976                         | 45,560                         |
|                            | <b>Domestic Travel &amp; Subsistence</b>       | <b>40,180</b>                  | <b>14,206</b>             | <b>60,867</b>              | <b>59,041</b>    | <b>79,226</b>                  | <b>91,315</b>                  |
| <b>22112EE</b>             | <b>International Travel &amp; Subsistence</b>  |                                |                           |                            |                  |                                |                                |
| 2211201                    | Air Transport of Persons Outside The Bahamas   | 4,416                          | 0                         | 9,500                      | 0                | 25,000                         | 25,000                         |
| 2211210                    | Subsistence for Travellers Outside The Bahamas | 7,358                          | 419                       | 6,650                      | 0                | 11,275                         | 11,275                         |
|                            | <b>International Travel &amp; Subsistence</b>  | <b>11,774</b>                  | <b>419</b>                | <b>16,150</b>              | <b>0</b>         | <b>36,275</b>                  | <b>36,275</b>                  |
| <b>22210EE</b>             | <b>Rent</b>                                    |                                |                           |                            |                  |                                |                                |
| 2221101                    | Rent - Living Accommodation (General)          | 0                              | 0                         | 0                          | 8,400            | 8,400                          | 8,400                          |
| 2221102                    | Rent - Office                                  | 40,159                         | 26,458                    | 59,400                     | 55,560           | 70,340                         | 70,340                         |
|                            | <b>Rent</b>                                    | <b>40,159</b>                  | <b>26,458</b>             | <b>59,400</b>              | <b>63,960</b>    | <b>78,740</b>                  | <b>78,740</b>                  |
| <b>22310EE</b>             | <b>Utilities &amp; Communication</b>           |                                |                           |                            |                  |                                |                                |
| 2231201                    | Electricity                                    | 0                              | 0                         | 0                          | 300,000          | 300,000                        | 300,000                        |
| 2231301                    | Water Supply                                   | 0                              | 0                         | 0                          | 20,000           | 21,000                         | 21,000                         |
|                            | <b>Utilities &amp; Communication</b>           | <b>0</b>                       | <b>0</b>                  | <b>0</b>                   | <b>320,000</b>   | <b>321,000</b>                 | <b>321,000</b>                 |
| <b>22410EE</b>             | <b>Supplies &amp; Materials</b>                |                                |                           |                            |                  |                                |                                |
| 2241201                    | Office Supplies & Stationery                   | 25,320                         | 11,647                    | 28,500                     | 35,400           | 35,560                         | 37,540                         |
| 2241202                    | Small Equipment & Tools                        | 0                              | 0                         | 0                          | 3,200            | 4,000                          | 4,000                          |
| 2241205                    | Food, Ice & Drinking Water                     | 10,059                         | 6,625                     | 20,900                     | 18,820           | 22,450                         | 22,450                         |
| 2241206                    | Publications                                   | 1,623                          | 689                       | 2,375                      | 1,900            | 2,563                          | 2,563                          |
| 2241211                    | Cleaning & Toilet Supplies                     | 23,588                         | 13,432                    | 34,770                     | 35,370           | 47,940                         | 47,940                         |

# [Head 051] POST OFFICE DEPARTMENT



| ITEM NO.       | TITLE OF ITEM                                     | PROVISIONAL ACTUAL EXPENDITURE | EXPENDITURE (PROVISIONAL) | REVISED APPROVED ESTIMATES | ESTIMATES        | PRELIMINARY FORECAST ESTIMATES | PRELIMINARY FORECAST ESTIMATES |
|----------------|---|--------------------------------|---------------------------|----------------------------|------------------|--------------------------------|--------------------------------|
|                |   |                                | JUL - MAR                 |                            |                  |                                |                                |
|                |   | 2018/2019<br>\$                | 2019/2020<br>\$           | 2019/2020<br>\$            | 2020/2021<br>\$  | 2021/2022<br>\$                | 2022/2023<br>\$                |
| 2241212        | Computer Software Supplies & Materials            | 0                              | 0                         | 1,900                      | 1,520            | 2,750                          | 3,000                          |
| 2241213        | Clothing & Clothing Supplies                      | 2,227                          | 984                       | 4,750                      | 3,000            | 3,500                          | 4,000                          |
| 2241299        | Other Supplies & Materials                        | 14,572                         | 2,096                     | 2,214                      | 1,771            | 4,200                          | 4,400                          |
|                | <b>Supplies &amp; Materials</b>                   | <b>77,389</b>                  | <b>35,473</b>             | <b>95,409</b>              | <b>100,981</b>   | <b>122,963</b>                 | <b>125,893</b>                 |
| <b>22510EE</b> | <b>Services</b>                                   |                                |                           |                            |                  |                                |                                |
| 2251101        | Printing & Duplication Service                    | 42,796                         | 24,525                    | 53,485                     | 42,788           | 56,340                         | 70,715                         |
| 2251108        | Tuition, Training, In-service Awards, Subsistence | 5,030                          | 11,615                    | 19,000                     | 15,200           | 30,000                         | 30,000                         |
| 2251109        | Licensing & Inspection of Vehicles                | 4,035                          | 0                         | 7,000                      | 5,600            | 7,165                          | 7,165                          |
| 2251128        | Fees & Other Charges                              | 5,513                          | 2,316                     | 5,700                      | 5,700            | 7,500                          | 8,000                          |
| 2251129        | Staff Engagement                                  | 10,117                         | 2,979                     | 7,980                      | 3,990            | 8,610                          | 8,610                          |
| 2251201        | Local Transportation of Goods                     | 0                              | 1,120                     | 3,800                      | 1,350            | 4,100                          | 4,100                          |
| 2251203        | Freight & Express                                 | 12,838                         | 12,865                    | 2,375                      | 13,500           | 2,563                          | 2,563                          |
| 2251204        | Mail Transportation                               | 307,013                        | 111,441                   | 305,200                    | 264,720          | 340,300                        | 340,300                        |
| 2251302        | Building Maintenance                              | 5,790                          | 2,290                     | 14,681                     | 62,401           | 75,666                         | 75,666                         |
| 2251303        | Equipment Maintenance                             | 0                              | 0                         | 1,900                      | 1,520            | 2,000                          | 2,000                          |
| 2251307        | Maintenance of Generators, A/C & Other Machinery  | 10,166                         | 0                         | 17,100                     | 7,200            | 20,000                         | 20,000                         |
| 2251337        | Operation of Facilities or Other Services         | 165,405                        | 79,176                    | 197,971                    | 153,469          | 254,730                        | 256,730                        |
| 2251399        | Other Contractual Services                        | 57,290                         | 315                       | 4,750                      | 4,500            | 5,125                          | 5,125                          |
|                | <b>Services</b>                                   | <b>625,993</b>                 | <b>248,642</b>            | <b>640,942</b>             | <b>581,938</b>   | <b>814,099</b>                 | <b>830,974</b>                 |
| <b>22610EE</b> | <b>Minor Capital Repairs</b>                      |                                |                           |                            |                  |                                |                                |
| 2261201        | Transportation Equipment Upkeep                   | 21,452                         | 1,773                     | 23,750                     | 19,000           | 31,125                         | 31,125                         |
|                | <b>Minor Capital Repairs</b>                      | <b>21,452</b>                  | <b>1,773</b>              | <b>23,750</b>              | <b>19,000</b>    | <b>31,125</b>                  | <b>31,125</b>                  |
| <b>22810EE</b> | <b>Special Financial Transactions</b>             |                                |                           |                            |                  |                                |                                |
| 2281105        | VAT Expenses                                      | 56                             | 0                         | 950                        | 800              | 800                            | 800                            |
|                | <b>Special Financial Transactions</b>             | <b>56</b>                      | <b>0</b>                  | <b>950</b>                 | <b>800</b>       | <b>800</b>                     | <b>800</b>                     |
|                | <b>Use of Goods &amp; Services</b>                | <b>817,003</b>                 | <b>326,971</b>            | <b>897,468</b>             | <b>1,145,720</b> | <b>1,484,228</b>               | <b>1,516,122</b>               |
| <b>26000EE</b> | <b>Grants</b>                                     |                                |                           |                            |                  |                                |                                |
| <b>26200EE</b> | <b>Grants to International Organizations</b>      |                                |                           |                            |                  |                                |                                |
| 2621171        | U.P.U. Membership Fees                            | 11,567                         | 7,691                     | 59,330                     | 60,000           | 61,500                         | 61,500                         |
|                | <b>Grants to International Organizations</b>      | <b>11,567</b>                  | <b>7,691</b>              | <b>59,330</b>              | <b>60,000</b>    | <b>61,500</b>                  | <b>61,500</b>                  |
|                | <b>Grants</b>                                     | <b>11,567</b>                  | <b>7,691</b>              | <b>59,330</b>              | <b>60,000</b>    | <b>61,500</b>                  | <b>61,500</b>                  |
| <b>28000EE</b> | <b>Other Payments</b>                             |                                |                           |                            |                  |                                |                                |
| <b>28200EE</b> | <b>Transfers N.E.C.</b>                           |                                |                           |                            |                  |                                |                                |
| 2821106        | Compensation For Loss & Stolen Property           | 0                              | 0                         | 950                        | 1,000            | 1,025                          | 1,025                          |
| 2821108        | Compensation for Lost Funds                       | 0                              | 0                         | 4,750                      | 5,000            | 5,125                          | 5,125                          |
|                | <b>Transfers N.E.C.</b>                           | <b>0</b>                       | <b>0</b>                  | <b>5,700</b>               | <b>6,000</b>     | <b>6,150</b>                   | <b>6,150</b>                   |
|                | <b>OTHER CHARGES</b>                              | <b>0</b>                       | <b>0</b>                  | <b>5,700</b>               | <b>6,000</b>     | <b>6,150</b>                   | <b>6,150</b>                   |

# [Head 051] POST OFFICE DEPARTMENT



| ITEM NO. | TITLE OF ITEM                         | PROVISIONAL ACTUAL EXPENDITURE | EXPENDITURE (PROVISIONAL) JUL - MAR | REVISED APPROVED ESTIMATES | ESTIMATES | PRELIMINARY FORECAST ESTIMATES | PRELIMINARY FORECAST ESTIMATES |
|----------|---------------------------------------|--------------------------------|-------------------------------------|----------------------------|-----------|--------------------------------|--------------------------------|
|          |                                       | 2018/2019                      | 2019/2020                           | 2019/2020                  | 2020/2021 | 2021/2022                      | 2022/2023                      |
|          |                                       | \$                             | \$                                  | \$                         | \$        | \$                             | \$                             |
|          | POST OFFICE DEPARTMENT TOTAL EXPENSES | 6,440,487                      | 4,490,818                           | 6,721,698                  | 6,837,220 | 7,999,342                      | 8,100,236                      |

The Accounting Officer for this Head is the POSTMASTER-GENERAL

# [Head 053] PORT DEPARTMENT



| ITEM NO.                   | TITLE OF ITEM                                  | PROVISIONAL      | EXPENDITURE      | REVISED          |                  | PRELIMINARY      | PRELIMINARY      |
|----------------------------|--|------------------|------------------|------------------|------------------|------------------|------------------|
|                            |  | ACTUAL           | (PROVISIONAL)    | APPROVED         |                  | FORECAST         | FORECAST         |
|                            |  | EXPENDITURE      | JUL - MAR        | ESTIMATES        | ESTIMATES        | ESTIMATES        | ESTIMATES        |
|                            |  | 2018/2019        | 2019/2020        | 2019/2020        | 2020/2021        | 2021/2022        | 2022/2023        |
|                            |  | \$               | \$               | \$               | \$               | \$               | \$               |
| <b>PERSONAL EMOLUMENTS</b> |  |                  |                  |                  |                  |                  |                  |
| <b>21110EE</b>             | <b>Wages &amp; Salaries (In Cash)</b>          |                  |                  |                  |                  |                  |                  |
| 2111101                    | Salary-Permanent/Pensionable                   | 2,251,309        | 1,861,774        | 2,380,000        | 2,229,139        | 2,310,439        | 2,351,089        |
| 2111102                    | Salary-Contract Workers                        | 181,238          | 0                | 250,000          | 226,450          | 226,450          | 226,450          |
|                            | <b>Wages &amp; Salaries (In Cash)</b>          | <b>2,432,547</b> | <b>1,861,774</b> | <b>2,630,000</b> | <b>2,455,589</b> | <b>2,536,889</b> | <b>2,577,539</b> |
| <b>21120EE</b>             | <b>Allowances</b>                              |                  |                  |                  |                  |                  |                  |
| 2112101                    | Honoraria                                      | 20,700           | 14,500           | 30,000           | 28,000           | 39,200           | 43,904           |
| 2112102                    | Overtime - Monthly Employees (General)         | 175,158          | 34,884           | 120,000          | 50,000           | 70,000           | 75,000           |
| 2112115                    | Responsibility Allowance                       | 2,650            | 699              | 5,500            | 5,500            | 6,160            | 6,899            |
| 2112116                    | Acting Allowance                               | 1,808            | 2,075            | 1,000            | 1,000            | 1,120            | 1,254            |
| 2112125                    | Disturbance Allowance/Geographical             | 2,400            | 0                | 92,000           | 2,000            | 2,240            | 2,509            |
|                            | <b>Allowances</b>                              | <b>202,716</b>   | <b>52,158</b>    | <b>248,500</b>   | <b>86,500</b>    | <b>118,720</b>   | <b>129,566</b>   |
|                            | <b>Personal Emoluments</b>                     | <b>2,635,263</b> | <b>1,913,932</b> | <b>2,878,500</b> | <b>2,542,089</b> | <b>2,655,609</b> | <b>2,707,105</b> |
| <b>22000EE</b>             | <b>Use of Goods &amp; Services</b>             |                  |                  |                  |                  |                  |                  |
| <b>22111EE</b>             | <b>Domestic Travel &amp; Subsistence</b>       |                  |                  |                  |                  |                  |                  |
| 2211101                    | Air Transport of Persons Within The Bahamas    | 13,789           | 5,756            | 14,250           | 11,400           | 22,400           | 25,088           |
| 2211103                    | Mileage Within The Bahamas                     | 6,972            | 1,099            | 3,800            | 3,040            | 4,480            | 5,018            |
| 2211110                    | Subsistence for Travellers Within The Bahamas  | 17,465           | 15,007           | 14,250           | 9,811            | 22,400           | 25,088           |
|                            | <b>Domestic Travel &amp; Subsistence</b>       | <b>38,226</b>    | <b>21,862</b>    | <b>32,300</b>    | <b>24,251</b>    | <b>49,280</b>    | <b>55,194</b>    |
| <b>22112EE</b>             | <b>International Travel &amp; Subsistence</b>  |                  |                  |                  |                  |                  |                  |
| 2211201                    | Air Transport of Persons Outside The Bahamas   | 5,103            | 207              | 9,500            | 3,000            | 16,800           | 18,816           |
| 2211210                    | Subsistence for Travellers Outside The Bahamas | 10,010           | 1,730            | 7,600            | 1,500            | 10,080           | 11,290           |
|                            | <b>International Travel &amp; Subsistence</b>  | <b>15,113</b>    | <b>1,937</b>     | <b>17,100</b>    | <b>4,500</b>     | <b>26,880</b>    | <b>30,106</b>    |
| <b>22210EE</b>             | <b>Rent</b>                                    |                  |                  |                  |                  |                  |                  |
| 2221101                    | Rent - Living Accommodation (General)          | 67,480           | 27,000           | 259,000          | 40,000           | 72,800           | 81,536           |
|                            | <b>Rent</b>                                    | <b>67,480</b>    | <b>27,000</b>    | <b>259,000</b>   | <b>40,000</b>    | <b>72,800</b>    | <b>81,536</b>    |
| <b>22410EE</b>             | <b>Supplies &amp; Materials</b>                |                  |                  |                  |                  |                  |                  |
| 2241199                    | Other Fuel & Gasses                            | 719              | 0                | 2,000            | 2,000            | 2,050            | 2,050            |
| 2241201                    | Office Supplies & Stationery                   | 14,367           | 7,967            | 15,200           | 15,200           | 15,200           | 27,597           |
| 2241205                    | Food, Ice & Drinking Water                     | 6,753            | 2,815            | 4,750            | 4,750            | 5,600            | 6,272            |
| 2241206                    | Publications                                   | 538              | 28               | 950              | 760              | 1,120            | 1,254            |
| 2241211                    | Cleaning & Toilet Supplies                     | 12,779           | 7,740            | 14,250           | 14,250           | 20,160           | 22,579           |
| 2241212                    | Computer Software Supplies & Materials         | 906              | 2,217            | 3,325            | 2,660            | 3,588            | 3,588            |
| 2241213                    | Clothing & Clothing Supplies                   | 1,836            | 10,323           | 2,850            | 2,850            | 3,360            | 3,763            |
| 2241299                    | Other Supplies & Materials                     | 1,805            | 1,314            | 2,233            | 1,786            | 2,632            | 2,948            |
|                            | <b>Supplies &amp; Materials</b>                | <b>39,703</b>    | <b>32,404</b>    | <b>45,558</b>    | <b>44,256</b>    | <b>53,710</b>    | <b>70,051</b>    |

# [Head 053] PORT DEPARTMENT



| ITEM NO.       | TITLE OF ITEM                                     | PROVISIONAL ACTUAL EXPENDITURE | EXPENDITURE (PROVISIONAL) JUL - MAR | REVISED APPROVED ESTIMATES | ESTIMATES        | PRELIMINARY FORECAST ESTIMATES | PRELIMINARY FORECAST ESTIMATES |
|----------------|---|--------------------------------|-------------------------------------|----------------------------|------------------|--------------------------------|--------------------------------|
|                |   | 2018/2019                      | 2019/2020                           | 2019/2020                  | 2020/2021        | 2021/2022                      | 2022/2023                      |
|                |   | \$                             | \$                                  | \$                         | \$               | \$                             | \$                             |
| <b>22510EE</b> | <b>Services</b>                                   |                                |                                     |                            |                  |                                |                                |
| 2251101        | Printing & Duplication Service                    | 3,895                          | 1,559                               | 3,705                      | 2,964            | 4,368                          | 4,892                          |
| 2251102        | Advertising & Public Notices                      | 1,215                          | 0                                   | 4,750                      | 3,800            | 5,600                          | 6,272                          |
| 2251108        | Tuition, Training, In-service Awards, Subsistence | 14,382                         | 10,695                              | 12,559                     | 10,047           | 16,800                         | 18,816                         |
| 2251109        | Licencing & Inspection of Vehicles                | 1,365                          | 250                                 | 2,400                      | 1,920            | 3,920                          | 4,390                          |
| 2251115        | Consultancy Services                              | 4,116,999                      | 2,799,344                           | 4,800,000                  | 4,800,000        | 5,600,000                      | 6,272,000                      |
| 2251128        | Fees & Other Charges                              | 72,373                         | 31,664                              | 72,250                     | 65,000           | 61,600                         | 68,992                         |
| 2251129        | Staff Engagement                                  | 1,044                          | 0                                   | 3,344                      | 1,672            | 3,942                          | 4,415                          |
| 2251302        | Building Maintenance                              | 68,141                         | 12,245                              | 47,500                     | 55,000           | 61,600                         | 68,992                         |
| 2251306        | Computers, Business Machines & Related Equipment  | 222                            | 185                                 | 855                        | 684              | 1,008                          | 1,129                          |
| 2251330        | Upkeep & Maintenance of Instruments & Apparatus   | 0                              | 0                                   | 855                        | 684              | 1,008                          | 1,129                          |
| 2251336        | Sanitact Maintenance Contract                     | 2,800                          | 0                                   | 2,660                      | 2,800            | 3,136                          | 3,512                          |
| 2251337        | Operation of Facilities or Other Services         | 745,906                        | 743,105                             | 700,000                    | 700,000          | 896,000                        | 1,003,520                      |
|                | <b>Services</b>                                   | <b>5,028,342</b>               | <b>3,599,047</b>                    | <b>5,650,878</b>           | <b>5,644,571</b> | <b>6,658,982</b>               | <b>7,458,059</b>               |
| <b>22610EE</b> | <b>Minor Capital Repairs</b>                      |                                |                                     |                            |                  |                                |                                |
| 2261201        | Transportation Equipment Upkeep                   | 16,754                         | 2,431                               | 47,500                     | 32,200           | 72,800                         | 81,536                         |
|                | <b>Minor Capital Repairs</b>                      | <b>16,754</b>                  | <b>2,431</b>                        | <b>47,500</b>              | <b>32,200</b>    | <b>72,800</b>                  | <b>81,536</b>                  |
| <b>22710EE</b> | <b>Operational Expenses</b>                       |                                |                                     |                            |                  |                                |                                |
| 2271033        | Port Department - ISPS Unit                       | 0                              | 0                                   | 0                          | 86,000           | 86,000                         | 86,000                         |
|                | <b>Operational Expenses</b>                       | <b>0</b>                       | <b>0</b>                            | <b>0</b>                   | <b>86,000</b>    | <b>86,000</b>                  | <b>86,000</b>                  |
| <b>22810EE</b> | <b>Special Financial Transactions</b>             |                                |                                     |                            |                  |                                |                                |
| 2281105        | VAT Expenses                                      | 148                            | 22                                  | 950                        | 950              | 1,120                          | 1,254                          |
|                | <b>Special Financial Transactions</b>             | <b>148</b>                     | <b>22</b>                           | <b>950</b>                 | <b>950</b>       | <b>1,120</b>                   | <b>1,254</b>                   |
|                | <b>Use of Goods &amp; Services</b>                | <b>5,205,766</b>               | <b>3,684,703</b>                    | <b>6,053,286</b>           | <b>5,876,728</b> | <b>7,021,572</b>               | <b>7,863,736</b>               |
| <b>26000EE</b> | <b>Grants</b>                                     |                                |                                     |                            |                  |                                |                                |
| <b>26200EE</b> | <b>Grants to International Organizations</b>      |                                |                                     |                            |                  |                                |                                |
| 2621173        | Assoc. of Ports & Harbours/Int'l. Association     | 2,965                          | 0                                   | 4,750                      | 7,000            | 7,840                          | 8,781                          |
|                | <b>Grants to International Organizations</b>      | <b>2,965</b>                   | <b>0</b>                            | <b>4,750</b>               | <b>7,000</b>     | <b>7,840</b>                   | <b>8,781</b>                   |
|                | <b>Grants</b>                                     | <b>2,965</b>                   | <b>0</b>                            | <b>4,750</b>               | <b>7,000</b>     | <b>7,840</b>                   | <b>8,781</b>                   |
|                | <b>PORT DEPARTMENT TOTAL EXPENSES</b>             | <b>7,843,994</b>               | <b>5,598,635</b>                    | <b>8,936,536</b>           | <b>8,425,817</b> | <b>9,685,021</b>               | <b>10,579,622</b>              |

The Accounting Officer for this Head is the PORT CONTROLLER



# [Head 054] DEPARTMENT OF ROAD TRAFFIC



| ITEM NO.                   | TITLE OF ITEM                                  | PROVISIONAL ACTUAL EXPENDITURE | EXPENDITURE (PROVISIONAL) JUL - MAR | REVISED APPROVED ESTIMATES | ESTIMATES        | PRELIMINARY FORECAST ESTIMATES | PRELIMINARY FORECAST ESTIMATES |
|----------------------------|--|--------------------------------|-------------------------------------|----------------------------|------------------|--------------------------------|--------------------------------|
|                            |  | 2018/2019                      | 2019/2020                           | 2019/2020                  | 2020/2021        | 2021/2022                      | 2022/2023                      |
|                            |  | \$                             | \$                                  | \$                         | \$               | \$                             | \$                             |
| <b>PERSONAL EMOLUMENTS</b> |  |                                |                                     |                            |                  |                                |                                |
| <b>21110EE</b>             | <b>Wages &amp; Salaries (In Cash)</b>          |                                |                                     |                            |                  |                                |                                |
| 2111101                    | Salary-Permanent/Pensionable                   | 2,784,367                      | 2,860,598                           | 3,285,788                  | 3,230,525        | 3,671,601                      | 3,707,414                      |
| 2111102                    | Salary-Contract Workers                        | 886,040                        | 3,166                               | 413,800                    | 213,300          | 285,000                        | 285,000                        |
|                            | <b>Wages &amp; Salaries (In Cash)</b>          | <b>3,670,407</b>               | <b>2,863,764</b>                    | <b>3,699,588</b>           | <b>3,443,825</b> | <b>3,956,601</b>               | <b>3,992,414</b>               |
| <b>21120EE</b>             | <b>Allowances</b>                              |                                |                                     |                            |                  |                                |                                |
| 2112101                    | Honoraria                                      | 65,920                         | 48,600                              | 64,800                     | 64,800           | 64,800                         | 64,800                         |
| 2112102                    | Overtime - Monthly Employees (General)         | 88,861                         | 43,708                              | 145,000                    | 45,000           | 148,625                        | 148,625                        |
| 2112115                    | Responsibility Allowance                       | 6,000                          | 3,000                               | 6,000                      | 0                | 6,000                          | 6,000                          |
| 2112116                    | Acting Allowance                               | 0                              | 0                                   | 2,000                      | 0                | 2,000                          | 2,000                          |
|                            | <b>Allowances</b>                              | <b>160,781</b>                 | <b>95,308</b>                       | <b>217,800</b>             | <b>109,800</b>   | <b>221,425</b>                 | <b>221,425</b>                 |
|                            | <b>Personal Emoluments</b>                     | <b>3,831,188</b>               | <b>2,959,072</b>                    | <b>3,917,388</b>           | <b>3,553,625</b> | <b>4,178,026</b>               | <b>4,213,839</b>               |
| <b>22000EE</b>             | <b>Use of Goods &amp; Services</b>             |                                |                                     |                            |                  |                                |                                |
| <b>22111EE</b>             | <b>Domestic Travel &amp; Subsistence</b>       |                                |                                     |                            |                  |                                |                                |
| 2211101                    | Air Transport of Persons Within The Bahamas    | 33,503                         | 21,139                              | 43,250                     | 8,000            | 45,000                         | 45,000                         |
| 2211110                    | Subsistence for Travellers Within The Bahamas  | 18,922                         | 17,295                              | 29,545                     | 8,000            | 31,850                         | 31,850                         |
|                            | <b>Domestic Travel &amp; Subsistence</b>       | <b>52,425</b>                  | <b>38,434</b>                       | <b>72,795</b>              | <b>16,000</b>    | <b>76,850</b>                  | <b>76,850</b>                  |
| <b>22112EE</b>             | <b>International Travel &amp; Subsistence</b>  |                                |                                     |                            |                  |                                |                                |
| 2211201                    | Air Transport of Persons Outside The Bahamas   | 2,237                          | 2,393                               | 4,750                      | 450              | 3,500                          | 5,125                          |
| 2211210                    | Subsistence for Travellers Outside The Bahamas | 1,741                          | 3,637                               | 4,750                      | 450              | 1,500                          | 5,125                          |
|                            | <b>International Travel &amp; Subsistence</b>  | <b>3,978</b>                   | <b>6,030</b>                        | <b>9,500</b>               | <b>900</b>       | <b>5,000</b>                   | <b>10,250</b>                  |
| <b>22210EE</b>             | <b>Rent</b>                                    |                                |                                     |                            |                  |                                |                                |
| 2221102                    | Rent - Office                                  | 71,600                         | 88,110                              | 106,800                    | 122,400          | 144,200                        | 144,200                        |
|                            | <b>Rent</b>                                    | <b>71,600</b>                  | <b>88,110</b>                       | <b>106,800</b>             | <b>122,400</b>   | <b>144,200</b>                 | <b>144,200</b>                 |
| <b>22410EE</b>             | <b>Supplies &amp; Materials</b>                |                                |                                     |                            |                  |                                |                                |
| 2241201                    | Office Supplies & Stationery                   | 31,623                         | 18,923                              | 36,195                     | 34,200           | 59,100                         | 59,100                         |
| 2241205                    | Food, Ice & Drinking Water                     | 6,711                          | 3,482                               | 8,195                      | 5,000            | 17,800                         | 17,800                         |
| 2241206                    | Publications                                   | 14,277                         | 7,103                               | 18,715                     | 10,000           | 20,193                         | 20,193                         |
| 2241209                    | Vehicle License Materials                      | 0                              | 0                                   | 0                          | 500,000          | 700,000                        | 700,000                        |
| 2241211                    | Cleaning & Toilet Supplies                     | 15,562                         | 8,275                               | 19,120                     | 18,620           | 30,000                         | 30,000                         |
| 2241212                    | Computer Software Supplies & Materials         | 0                              | 92                                  | 950                        | 760              | 1,025                          | 1,025                          |
| 2241219                    | Uniform Supplies                               | 9,534                          | 1,376                               | 16,450                     | 5,000            | 11,275                         | 11,275                         |
| 2241299                    | Other Supplies & Materials                     | 4,137                          | 520                                 | 4,750                      | 2,500            | 5,125                          | 5,125                          |
|                            | <b>Supplies &amp; Materials</b>                | <b>81,844</b>                  | <b>39,771</b>                       | <b>104,375</b>             | <b>576,080</b>   | <b>844,518</b>                 | <b>844,518</b>                 |
| <b>22510EE</b>             | <b>Services</b>                                |                                |                                     |                            |                  |                                |                                |

# [Head 054] DEPARTMENT OF ROAD TRAFFIC



| ITEM NO.       | TITLE OF ITEM   | PROVISIONAL ACTUAL EXPENDITURE | EXPENDITURE (PROVISIONAL) JUL - MAR | REVISED APPROVED ESTIMATES | ESTIMATES        | PRELIMINARY FORECAST ESTIMATES | PRELIMINARY FORECAST ESTIMATES |
|----------------|---|--------------------------------|-------------------------------------|----------------------------|------------------|--------------------------------|--------------------------------|
|                |   | 2018/2019                      | 2019/2020                           | 2019/2020                  | 2020/2021        | 2021/2022                      | 2022/2023                      |
|                |   | \$                             | \$                                  | \$                         | \$               | \$                             | \$                             |
| 2251101        | Printing & Duplication Service                        | 231,397                        | 249,234                             | 223,600                    | 500,000          | 560,000                        | 560,000                        |
| 2251102        | Advertising & Public Notices                          | 3,102                          | 1,200                               | 5,700                      | 4,560            | 6,150                          | 6,150                          |
| 2251107        | Workshops, Conferences, Seminars, Meetings & Exhibits | 2,170                          | 482                                 | 1,900                      | 500              | 2,050                          | 2,050                          |
| 2251109        | Licencing & Inspection of Vehicles                    | 4,060                          | 1,170                               | 4,700                      | 3,760            | 4,818                          | 4,818                          |
| 2251110        | Postage, Postal Machines & Services                   | 234                            | 100                                 | 950                        | 760              | 1,025                          | 1,025                          |
| 2251111        | Security Services Contract                            | 18,432                         | 4,106                               | 67,200                     | 0                | 67,200                         | 67,200                         |
| 2251128        | Fees & Other Charges                                  | 59,688                         | 14,694                              | 30,500                     | 20,000           | 45,500                         | 45,500                         |
| 2251129        | Staff Engagement                                      | 4,279                          | 1,000                               | 4,712                      | 2,356            | 5,084                          | 5,084                          |
| 2251199        | Other Services  | 9,879                          | 1,011                               | 1,710                      | 1,000            | 1,800                          | 1,800                          |
| 2251201        | Local Transportation of Goods                         | 3,068                          | 1,979                               | 3,800                      | 3,040            | 4,100                          | 4,100                          |
| 2251203        | Freight & Express                                     | 7,718                          | 3,631                               | 9,500                      | 7,600            | 10,250                         | 10,250                         |
| 2251302        | Building Maintenance                                  | 21,583                         | 7,012                               | 29,000                     | 15,200           | 30,750                         | 30,750                         |
| 2251336        | Sanitact Maintenance Contract                         | 3,000                          | 468                                 | 3,325                      | 3,325            | 3,588                          | 3,588                          |
| 2251337        | Operation of Facilities or Other Services             | 27,805                         | 21,166                              | 31,540                     | 20,000           | 41,000                         | 41,000                         |
| 2251339        | Janitorial Service Contracts                          | 25,574                         | 15,722                              | 21,000                     | 30,000           | 35,000                         | 35,000                         |
|                | <b>Services</b>                                       | <b>421,989</b>                 | <b>322,975</b>                      | <b>439,137</b>             | <b>612,101</b>   | <b>818,315</b>                 | <b>818,315</b>                 |
| <b>22610EE</b> | <b>Minor Capital Repairs</b>                          |                                |                                     |                            |                  |                                |                                |
| 2261201        | Transportation Equipment Upkeep                       | 13,828                         | 8,549                               | 15,250                     | 20,000           | 35,875                         | 35,875                         |
|                | <b>Minor Capital Repairs</b>                          | <b>13,828</b>                  | <b>8,549</b>                        | <b>15,250</b>              | <b>20,000</b>    | <b>35,875</b>                  | <b>35,875</b>                  |
| <b>22810EE</b> | <b>Special Financial Transactions</b>                 |                                |                                     |                            |                  |                                |                                |
| 2281105        | VAT Expenses  | 284                            | 195                                 | 950                        | 950              | 1,025                          | 1,025                          |
|                | <b>Special Financial Transactions</b>                 | <b>284</b>                     | <b>195</b>                          | <b>950</b>                 | <b>950</b>       | <b>1,025</b>                   | <b>1,025</b>                   |
|                | <b>Use of Goods &amp; Services</b>                    | <b>645,948</b>                 | <b>504,064</b>                      | <b>748,807</b>             | <b>1,348,431</b> | <b>1,925,783</b>               | <b>1,931,033</b>               |
| <b>28000EE</b> | <b>Other Payments</b>                                 |                                |                                     |                            |                  |                                |                                |
| <b>28200EE</b> | <b>Transfers N.E.C.</b>                               |                                |                                     |                            |                  |                                |                                |
| 2821404        | Road Traffic Authority                                | 2,797                          | 912                                 | 4,750                      | 1,000            | 5,125                          | 5,125                          |
|                | <b>Transfers N.E.C.</b>                               | <b>2,797</b>                   | <b>912</b>                          | <b>4,750</b>               | <b>1,000</b>     | <b>5,125</b>                   | <b>5,125</b>                   |
|                | <b>OTHER CHARGES</b>                                  | <b>2,797</b>                   | <b>912</b>                          | <b>4,750</b>               | <b>1,000</b>     | <b>5,125</b>                   | <b>5,125</b>                   |
|                | <b>DEPARTMENT OF ROAD TRAFFIC TOTAL EXPENSES</b>      | <b>4,479,933</b>               | <b>3,464,048</b>                    | <b>4,670,945</b>           | <b>4,903,056</b> | <b>6,108,934</b>               | <b>6,149,997</b>               |

The Accounting Officer for this Head is the CONTROLLER

# [Head 055] DEPARTMENT OF METEOROLOGY



| ITEM NO.                   | TITLE OF ITEM                                  | PROVISIONAL ACTUAL EXPENDITURE | EXPENDITURE (PROVISIONAL) JUL - MAR | REVISED APPROVED ESTIMATES | ESTIMATES        | PRELIMINARY FORECAST ESTIMATES | PRELIMINARY FORECAST ESTIMATES |
|----------------------------|--|--------------------------------|-------------------------------------|----------------------------|------------------|--------------------------------|--------------------------------|
|                            |  | 2018/2019                      | 2019/2020                           | 2019/2020                  | 2020/2021        | 2021/2022                      | 2022/2023                      |
|                            |  | \$                             | \$                                  | \$                         | \$               | \$                             | \$                             |
| <b>PERSONAL EMOLUMENTS</b> |  |                                |                                     |                            |                  |                                |                                |
| <b>21110EE</b>             | <b>Wages &amp; Salaries (In Cash)</b>          |                                |                                     |                            |                  |                                |                                |
| 2111101                    | Salary-Permanent/Pensionable                   | 2,050,950                      | 1,571,702                           | 2,053,000                  | 2,018,300        | 2,087,700                      | 2,122,400                      |
|                            | <b>Wages &amp; Salaries (In Cash)</b>          | <b>2,050,950</b>               | <b>1,571,702</b>                    | <b>2,053,000</b>           | <b>2,018,300</b> | <b>2,087,700</b>               | <b>2,122,400</b>               |
| <b>21120EE</b>             | <b>Allowances</b>                              |                                |                                     |                            |                  |                                |                                |
| 2112101                    | Honoraria                                      | 0                              | 0                                   | 7,000                      | 7,000            | 7,175                          | 7,175                          |
| 2112102                    | Overtime - Monthly Employees (General)         | 0                              | 1,556                               | 20,000                     | 3,000            | 20,500                         | 20,500                         |
| 2112115                    | Responsibility Allowance                       | 8,500                          | 6,375                               | 10,000                     | 10,000           | 10,250                         | 10,250                         |
| 2112116                    | Acting Allowance                               | 0                              | 0                                   | 1,500                      | 1,500            | 1,538                          | 1,538                          |
| 2112125                    | Disturbance Allowance/Geographical             | 4,200                          | 4,200                               | 15,000                     | 15,000           | 15,375                         | 15,375                         |
|                            | <b>Allowances</b>                              | <b>12,700</b>                  | <b>12,131</b>                       | <b>53,500</b>              | <b>36,500</b>    | <b>54,838</b>                  | <b>54,838</b>                  |
|                            | <b>Personal Emoluments</b>                     | <b>2,063,650</b>               | <b>1,583,833</b>                    | <b>2,106,500</b>           | <b>2,054,800</b> | <b>2,142,538</b>               | <b>2,177,238</b>               |
| <b>22000EE</b>             | <b>Use of Goods &amp; Services</b>             |                                |                                     |                            |                  |                                |                                |
| <b>22111EE</b>             | <b>Domestic Travel &amp; Subsistence</b>       |                                |                                     |                            |                  |                                |                                |
| 2211101                    | Air Transport of Persons Within The Bahamas    | 14,452                         | 9,470                               | 19,000                     | 15,200           | 29,000                         | 29,000                         |
| 2211110                    | Subsistence for Travellers Within The Bahamas  | 12,407                         | 5,103                               | 14,250                     | 11,400           | 14,250                         | 24,250                         |
|                            | <b>Domestic Travel &amp; Subsistence</b>       | <b>26,859</b>                  | <b>14,573</b>                       | <b>33,250</b>              | <b>26,600</b>    | <b>43,250</b>                  | <b>53,250</b>                  |
| <b>22112EE</b>             | <b>International Travel &amp; Subsistence</b>  |                                |                                     |                            |                  |                                |                                |
| 2211201                    | Air Transport of Persons Outside The Bahamas   | 14,769                         | 2,252                               | 23,750                     | 5,700            | 25,000                         | 25,000                         |
| 2211210                    | Subsistence for Travellers Outside The Bahamas | 18,750                         | 735                                 | 9,500                      | 2,280            | 10,000                         | 10,000                         |
|                            | <b>International Travel &amp; Subsistence</b>  | <b>33,519</b>                  | <b>2,987</b>                        | <b>33,250</b>              | <b>7,980</b>     | <b>35,000</b>                  | <b>35,000</b>                  |
| <b>22210EE</b>             | <b>Rent</b>                                    |                                |                                     |                            |                  |                                |                                |
| 2221101                    | Rent - Living Accommodation (General)          | 11,080                         | 600                                 | 20,000                     | 20,400           | 25,000                         | 35,000                         |
|                            | <b>Rent</b>                                    | <b>11,080</b>                  | <b>600</b>                          | <b>20,000</b>              | <b>20,400</b>    | <b>25,000</b>                  | <b>35,000</b>                  |
| <b>22310EE</b>             | <b>Utilities &amp; Communication</b>           |                                |                                     |                            |                  |                                |                                |
| 2231199                    | Other Communication & Cable Service            | 7,919                          | 0                                   | 8,550                      | 6,840            | 9,000                          | 9,000                          |
|                            | <b>Utilities &amp; Communication</b>           | <b>7,919</b>                   | <b>0</b>                            | <b>8,550</b>               | <b>6,840</b>     | <b>9,000</b>                   | <b>9,000</b>                   |
| <b>22410EE</b>             | <b>Supplies &amp; Materials</b>                |                                |                                     |                            |                  |                                |                                |
| 2241104                    | Oil & Lubricants                               | 288                            | 0                                   | 1,200                      | 960              | 1,230                          | 1,230                          |
| 2241201                    | Office Supplies & Stationery                   | 8,413                          | 1,962                               | 13,870                     | 11,960           | 15,870                         | 15,870                         |
| 2241205                    | Food, Ice & Drinking Water                     | 3,466                          | 868                                 | 17,100                     | 13,680           | 19,100                         | 19,100                         |
| 2241206                    | Publications                                   | 0                              | 0                                   | 760                        | 608              | 800                            | 800                            |
| 2241211                    | Cleaning & Toilet Supplies                     | 6,065                          | 4,657                               | 13,300                     | 12,240           | 15,300                         | 15,300                         |
| 2241212                    | Computer Software Supplies & Materials         | 4,230                          | 0                                   | 9,500                      | 7,600            | 10,000                         | 10,500                         |
| 2241213                    | Clothing & Clothing Supplies                   | 0                              | 515                                 | 14,250                     | 5,000            | 15,000                         | 15,000                         |

# [Head 055] DEPARTMENT OF METEOROLOGY



| ITEM NO.       | TITLE OF ITEM                                     | PROVISIONAL ACTUAL EXPENDITURE | EXPENDITURE (PROVISIONAL) JUL - MAR | REVISED APPROVED ESTIMATES | ESTIMATES        | PRELIMINARY FORECAST ESTIMATES | PRELIMINARY FORECAST ESTIMATES |
|----------------|---|--------------------------------|-------------------------------------|----------------------------|------------------|--------------------------------|--------------------------------|
|                |   | 2018/2019                      | 2019/2020                           | 2019/2020                  | 2020/2021        | 2021/2022                      | 2022/2023                      |
|                |   | \$                             | \$                                  | \$                         | \$               | \$                             | \$                             |
| 2241299        | Other Supplies & Materials                        | 13,088                         | 3,657                               | 14,250                     | 11,400           | 15,000                         | 15,500                         |
|                | <b>Supplies &amp; Materials</b>                   | <b>35,550</b>                  | <b>11,659</b>                       | <b>84,230</b>              | <b>63,448</b>    | <b>92,300</b>                  | <b>93,300</b>                  |
| <b>22510EE</b> | <b>Services</b>                                   |                                |                                     |                            |                  |                                |                                |
| 2251101        | Printing & Duplication Service                    | 8,181                          | 1,691                               | 11,400                     | 9,120            | 15,400                         | 15,400                         |
| 2251102        | Advertising & Public Notices                      | 0                              | 0                                   | 475                        | 380              | 513                            | 513                            |
| 2251108        | Tuition, Training, In-service Awards, Subsistence | 3,539                          | 49,970                              | 34,105                     | 27,284           | 35,900                         | 35,900                         |
| 2251109        | Licencing & Inspection of Vehicles                | 1,950                          | 195                                 | 3,500                      | 2,800            | 3,500                          | 3,500                          |
| 2251128        | Fees & Other Charges                              | 10,261                         | 12,100                              | 20,900                     | 16,720           | 22,000                         | 22,000                         |
| 2251129        | Staff Engagement                                  | 666                            | 800                                 | 2,014                      | 1,007            | 2,120                          | 2,120                          |
| 2251203        | Freight & Express                                 | 1,676                          | 1,338                               | 3,515                      | 1,960            | 3,700                          | 3,700                          |
| 2251302        | Building Maintenance                              | 360                            | 2,054                               | 4,750                      | 3,800            | 5,000                          | 5,000                          |
| 2251306        | Computers, Business Machines & Related Equipment  | 318                            | 0                                   | 950                        | 760              | 1,000                          | 1,000                          |
| 2251330        | Upkeep & Maintenance of Instruments & Apparatus   | 49,165                         | 15,412                              | 120,000                    | 85,000           | 150,000                        | 150,000                        |
| 2251337        | Operation of Facilities or Other Services         | 7,319                          | 4,656                               | 28,215                     | 22,572           | 39,500                         | 39,500                         |
|                | <b>Services</b>                                   | <b>83,435</b>                  | <b>88,216</b>                       | <b>229,824</b>             | <b>171,403</b>   | <b>278,633</b>                 | <b>278,633</b>                 |
| <b>22610EE</b> | <b>Minor Capital Repairs</b>                      |                                |                                     |                            |                  |                                |                                |
| 2261201        | Transportation Equipment Upkeep                   | 15,205                         | 7,117                               | 14,250                     | 11,400           | 35,875                         | 35,875                         |
|                | <b>Minor Capital Repairs</b>                      | <b>15,205</b>                  | <b>7,117</b>                        | <b>14,250</b>              | <b>11,400</b>    | <b>35,875</b>                  | <b>35,875</b>                  |
| <b>22810EE</b> | <b>Special Financial Transactions</b>             |                                |                                     |                            |                  |                                |                                |
| 2281105        | VAT Expenses                                      | 0                              | 0                                   | 950                        | 950              | 1,025                          | 1,025                          |
|                | <b>Special Financial Transactions</b>             | <b>0</b>                       | <b>0</b>                            | <b>950</b>                 | <b>950</b>       | <b>1,025</b>                   | <b>1,025</b>                   |
|                | <b>Use of Goods &amp; Services</b>                | <b>213,567</b>                 | <b>125,152</b>                      | <b>424,304</b>             | <b>309,021</b>   | <b>520,083</b>                 | <b>541,083</b>                 |
| <b>26000EE</b> | <b>Grants</b>                                     |                                |                                     |                            |                  |                                |                                |
|                | <b>DEPARTMENT OF METEOROLOGY TOTAL EXPENSES</b>   | <b>2,277,217</b>               | <b>1,708,985</b>                    | <b>2,530,804</b>           | <b>2,363,821</b> | <b>2,662,621</b>               | <b>2,718,321</b>               |

The Accounting Officer for this Head is the DIRECTOR

# [Head 056] MINISTRY OF AGRICULTURE & MARINE RESOURCES



| ITEM NO.                   | TITLE OF ITEM                                  | PROVISIONAL      | EXPENDITURE      | REVISED          |                  | PRELIMINARY      | PRELIMINARY      |
|----------------------------|--|------------------|------------------|------------------|------------------|------------------|------------------|
|                            |  | ACTUAL           | (PROVISIONAL)    | APPROVED         |                  | FORECAST         | FORECAST         |
|                            |  | EXPENDITURE      | JUL - MAR        | ESTIMATES        | ESTIMATES        | ESTIMATES        | ESTIMATES        |
|                            |  | 2018/2019        | 2019/2020        | 2019/2020        | 2020/2021        | 2021/2022        | 2022/2023        |
|                            |  | \$               | \$               | \$               | \$               | \$               | \$               |
| <b>PERSONAL EMOLUMENTS</b> |  |                  |                  |                  |                  |                  |                  |
| <b>21110EE</b>             | <b>Wages &amp; Salaries (In Cash)</b>          |                  |                  |                  |                  |                  |                  |
| 2111101                    | Salary-Permanent/Pensionable                   | 2,924,771        | 2,471,288        | 2,782,995        | 2,961,400        | 3,042,332        | 3,096,558        |
| 2111102                    | Salary-Contract Workers                        | 21,820           | 0                | 349,000          | 281,750          | 325,000          | 400,000          |
|                            | <b>Wages &amp; Salaries (In Cash)</b>          | <b>2,946,591</b> | <b>2,471,288</b> | <b>3,131,995</b> | <b>3,243,150</b> | <b>3,367,332</b> | <b>3,496,558</b> |
| <b>21120EE</b>             | <b>Allowances</b>                              |                  |                  |                  |                  |                  |                  |
| 2112101                    | Honoraria                                      | 1,375            | 0                | 22,200           | 22,200           | 23,200           | 24,200           |
| 2112102                    | Overtime - Monthly Employees (General)         | 14,163           | 4,072            | 90,000           | 40,000           | 70,000           | 105,000          |
| 2112103                    | Housing Allowance                              | 42,000           | 21,600           | 7,200            | 42,000           | 42,000           | 42,000           |
| 2112105                    | Risk & Hazard Allowance                        | 19,260           | 14,445           | 19,760           | 24,060           | 39,000           | 39,000           |
| 2112111                    | Shift & On-Call Allowance                      | 13,553           | 11,812           | 32,000           | 69,050           | 70,000           | 72,000           |
| 2112112                    | Transport & Mileage Allowance                  | 19,168           | 13,291           | 18,000           | 24,000           | 30,000           | 30,000           |
| 2112114                    | Duty Allowance                                 | 8,000            | 6,000            | 8,000            | 8,000            | 8,000            | 8,000            |
| 2112115                    | Responsibility Allowance                       | 2,667            | 13,750           | 22,500           | 28,500           | 28,500           | 28,500           |
| 2112116                    | Acting Allowance                               | 0                | 1,633            | 2,500            | 2,500            | 4,000            | 4,500            |
| 2112122                    | Clothing Allowance                             | 176              | 0                | 1,000            | 1,000            | 1,000            | 1,000            |
| 2112125                    | Disturbance Allowance/Geographical             | 1,200            | 1,961            | 3,600            | 0                | 0                | 0                |
|                            | <b>Allowances</b>                              | <b>121,562</b>   | <b>88,564</b>    | <b>226,760</b>   | <b>261,310</b>   | <b>315,700</b>   | <b>354,200</b>   |
|                            | <b>Personal Emoluments</b>                     | <b>3,068,153</b> | <b>2,559,852</b> | <b>3,358,755</b> | <b>3,504,460</b> | <b>3,683,032</b> | <b>3,850,758</b> |
| <b>22000EE</b>             | <b>Use of Goods &amp; Services</b>             |                  |                  |                  |                  |                  |                  |
| <b>22111EE</b>             | <b>Domestic Travel &amp; Subsistence</b>       |                  |                  |                  |                  |                  |                  |
| 2211101                    | Air Transport of Persons Within The Bahamas    | 28,771           | 8,305            | 105,682          | 38,000           | 75,000           | 81,000           |
| 2211103                    | Mileage Within The Bahamas                     | 750              | 0                | 0                | 0                | 0                | 0                |
| 2211110                    | Subsistence for Travellers Within The Bahamas  | 18,949           | 5,023            | 85,270           | 34,400           | 68,000           | 65,000           |
|                            | <b>Domestic Travel &amp; Subsistence</b>       | <b>48,470</b>    | <b>13,328</b>    | <b>190,952</b>   | <b>72,400</b>    | <b>143,000</b>   | <b>146,000</b>   |
| <b>22112EE</b>             | <b>International Travel &amp; Subsistence</b>  |                  |                  |                  |                  |                  |                  |
| 2211201                    | Air Transport of Persons Outside The Bahamas   | 41,130           | 28,176           | 52,250           | 35,400           | 60,000           | 60,000           |
| 2211210                    | Subsistence for Travellers Outside The Bahamas | 10,998           | 17,130           | 38,000           | 40,000           | 40,000           | 40,000           |
|                            | <b>International Travel &amp; Subsistence</b>  | <b>52,128</b>    | <b>45,306</b>    | <b>90,250</b>    | <b>75,400</b>    | <b>100,000</b>   | <b>100,000</b>   |
| <b>22410EE</b>             | <b>Supplies &amp; Materials</b>                |                  |                  |                  |                  |                  |                  |
| 2241201                    | Office Supplies & Stationery                   | 16,924           | 4,245            | 14,250           | 10,000           | 18,000           | 18,000           |
| 2241202                    | Small Equipment & Tools                        | 0                | 0                | 0                | 16,000           | 20,000           | 30,000           |
| 2241204                    | Medical & Surgical Supplies                    | 1,981            | 40,425           | 71,000           | 50,000           | 60,000           | 87,500           |
| 2241205                    | Food, Ice & Drinking Water                     | 16,367           | 6,382            | 27,566           | 16,750           | 27,000           | 28,000           |
| 2241206                    | Publications                                   | 2,749            | 7,670            | 19,000           | 10,000           | 55,000           | 55,000           |
| 2241211                    | Cleaning & Toilet Supplies                     | 10,546           | 4,413            | 19,000           | 25,000           | 25,000           | 37,000           |
| 2241212                    | Computer Software Supplies & Materials         | 0                | 0                | 0                | 25,000           | 30,000           | 45,000           |

# [Head 056] MINISTRY OF AGRICULTURE & MARINE RESOURCES



| ITEM NO.       | TITLE OF ITEM   | PROVISIONAL ACTUAL EXPENDITURE | EXPENDITURE (PROVISIONAL) JUL - MAR | REVISED APPROVED ESTIMATES | ESTIMATES        | PRELIMINARY FORECAST ESTIMATES | PRELIMINARY FORECAST ESTIMATES |
|----------------|---|--------------------------------|-------------------------------------|----------------------------|------------------|--------------------------------|--------------------------------|
|                |   | 2018/2019                      | 2019/2020                           | 2019/2020                  | 2020/2021        | 2021/2022                      | 2022/2023                      |
|                |   | \$                             | \$                                  | \$                         | \$               | \$                             | \$                             |
| 2241213        | Clothing & Clothing Supplies                          | 5,488                          | 362                                 | 33,250                     | 15,000           | 30,000                         | 30,000                         |
| 2241250        | Agriculture/Science Supplies/Tools                    | 0                              | 0                                   | 0                          | 80,000           | 130,000                        | 130,000                        |
| 2241253        | Dog Surveillance Database                             | 0                              | 0                                   | 142,500                    | 0                | 90,000                         | 90,000                         |
| 2241299        | Other Supplies & Materials                            | 7,110                          | 7,037                               | 195,985                    | 78,278           | 90,000                         | 100,000                        |
|                | <b>Supplies &amp; Materials</b>                       | <b>61,165</b>                  | <b>70,534</b>                       | <b>522,551</b>             | <b>326,028</b>   | <b>575,000</b>                 | <b>650,500</b>                 |
| <b>22510EE</b> | <b>Services</b>                                       |                                |                                     |                            |                  |                                |                                |
| 2251101        | Printing & Duplication Service                        | 45,675                         | 7,375                               | 47,500                     | 22,120           | 35,000                         | 35,000                         |
| 2251102        | Advertising & Public Notices                          | 4,252                          | 9,490                               | 118,110                    | 40,000           | 40,000                         | 40,000                         |
| 2251103        | Marketing & Promotion                                 | 0                              | 3,452                               | 76,000                     | 25,000           | 40,000                         | 40,000                         |
| 2251107        | Workshops, Conferences, Seminars, Meetings & Exhibits | 214,388                        | 4,714                               | 142,500                    | 114,000          | 110,000                        | 120,000                        |
| 2251108        | Tuition, Training, In-service Awards, Subsistence     | 500                            | 4,072                               | 61,750                     | 8,800            | 80,000                         | 85,000                         |
| 2251109        | Licencing & Inspection of Vehicles                    | 2,340                          | 0                                   | 4,500                      | 3,600            | 5,000                          | 5,000                          |
| 2251110        | Postage, Postal Machines & Services                   | 0                              | 0                                   | 665                        | 532              | 700                            | 700                            |
| 2251115        | Consultancy Services                                  | 92,460                         | 0                                   | 320,000                    | 167,000          | 230,000                        | 230,000                        |
| 2251125        | Planning, Research & Development                      | 0                              | 500                                 | 205,485                    | 80,000           | 180,000                        | 180,000                        |
| 2251128        | Fees & Other Charges                                  | 12,540                         | 1,281                               | 61,750                     | 23,578           | 30,000                         | 38,000                         |
| 2251129        | Staff Engagement                                      | 5,371                          | 2,595                               | 31,065                     | 15,533           | 30,000                         | 30,000                         |
| 2251136        | Wildlife Conservation                                 | 0                              | 8,841                               | 30,000                     | 0                | 30,000                         | 30,000                         |
| 2251137        | National Slaughter House                              | 0                              | 0                                   | 350,075                    | 0                | 0                              | 0                              |
| 2251139        | Food Security   | 0                              | 0                                   | 0                          | 6,000,000        | 6,000,000                      | 6,000,000                      |
| 2251199        | Other Services  | 5,267                          | 0                                   | 0                          | 0                | 0                              | 0                              |
| 2251201        | Local Transportation of Goods                         | 0                              | 0                                   | 1,425                      | 4,000            | 10,000                         | 11,000                         |
| 2251203        | Freight & Express                                     | 106                            | 29,877                              | 7,701                      | 11,140           | 20,000                         | 20,000                         |
| 2251302        | Building Maintenance                                  | 217,686                        | 1,188                               | 354,248                    | 100,000          | 210,000                        | 210,000                        |
| 2251303        | Equipment Maintenance                                 | 74,639                         | 0                                   | 0                          | 0                | 0                              | 0                              |
| 2251305        | Maintenance Contracts - Air Conditioning System       | 28,056                         | 0                                   | 0                          | 15,000           | 15,000                         | 15,000                         |
| 2251307        | Maintenance of Generators, A/C & Other Machinery      | 3,109                          | 2,200                               | 25,000                     | 0                | 5,000                          | 5,000                          |
| 2251310        | Grounds Maintenance                                   | 9,121                          | 0                                   | 1,900                      | 0                | 0                              | 2,000                          |
| 2251322        | Office Furniture Upkeep                               | 68,424                         | 0                                   | 0                          | 0                | 0                              | 0                              |
| 2251324        | Maintenance Implements & Tools                        | 0                              | 0                                   | 38,000                     | 0                | 0                              | 0                              |
| 2251325        | Maintenance - Fire Prevention/Protection Equipment    | 0                              | 0                                   | 9,500                      | 7,600            | 9,500                          | 9,500                          |
| 2251337        | Operation of Facilities or Other Services             | 521,733                        | 355,501                             | 565,000                    | 713,000          | 863,000                        | 863,000                        |
| 2251344        | Feeder Farm Roads & Land Clearing                     | 197,214                        | 1,949                               | 1,729,000                  | 400,000          | 400,000                        | 400,000                        |
| 2251346        | Maintenance of Potters Cay/Arawak Cay                 | 0                              | 5,110                               | 265,000                    | 206,660          | 230,000                        | 230,000                        |
|                | <b>Services</b>                                       | <b>1,502,881</b>               | <b>438,145</b>                      | <b>4,446,174</b>           | <b>7,957,563</b> | <b>8,573,200</b>               | <b>8,599,200</b>               |
| <b>22610EE</b> | <b>Minor Capital Repairs</b>                          |                                |                                     |                            |                  |                                |                                |
| 2261201        | Transportation Equipment Upkeep                       | 11,925                         | 2,658                               | 13,300                     | 10,640           | 14,000                         | 14,000                         |
| 2261202        | Off Equip & Furn-Minor Repairs                        | 0                              | 0                                   | 1,378                      | 0                | 1,300                          | 1,300                          |
| 2261203        | Maintenance & Upkeep of Sea Crafts                    | 0                              | 0                                   | 0                          | 16,000           | 50,000                         | 50,000                         |
| 2261205        | Motor Vehicles-Minor Repairs                          | 258,987                        | 0                                   | 0                          | 0                | 0                              | 0                              |
|                | <b>Minor Capital Repairs</b>                          | <b>270,912</b>                 | <b>2,658</b>                        | <b>14,678</b>              | <b>26,640</b>    | <b>65,300</b>                  | <b>65,300</b>                  |

*[Head 056]* **MINISTRY OF  
AGRICULTURE & MARINE RESOURCES**



| ITEM NO.       | TITLE OF ITEM  | PROVISIONAL       | EXPENDITURE       | REVISED           |                   | PRELIMINARY       | PRELIMINARY       |
|----------------|--|-------------------|-------------------|-------------------|-------------------|-------------------|-------------------|
|                |  | ACTUAL            | (PROVISIONAL)     | APPROVED          |                   | FORECAST          | FORECAST          |
|                |  | EXPENDITURE       |                   | ESTIMATES         | ESTIMATES         | ESTIMATES         | ESTIMATES         |
|                |  | JUL - MAR         |                   |                   |                   |                   |                   |
|                |  | 2018/2019         | 2019/2020         | 2019/2020         | 2020/2021         | 2021/2022         | 2022/2023         |
|                |  | \$                | \$                | \$                | \$                | \$                | \$                |
| <b>22710EE</b> | <b>Operational Expenses</b>  |                   |                   |                   |                   |                   |                   |
| 2271001        | Operational Expenses   | 112,971           | 20,325            | 261,250           | 200,000           | 300,000           | 300,000           |
| 2271020        | Climate Change Policy  | 0                 | 5,697             | 154,850           | 110,000           | 195,000           | 195,000           |
|                | <b>Operational Expenses</b>  | <b>112,971</b>    | <b>26,022</b>     | <b>416,100</b>    | <b>310,000</b>    | <b>495,000</b>    | <b>495,000</b>    |
|                | <b>Use of Goods &amp; Services</b>                                   | <b>2,048,527</b>  | <b>595,993</b>    | <b>5,680,705</b>  | <b>8,768,031</b>  | <b>9,951,500</b>  | <b>10,056,000</b> |
| <b>25000EE</b> | <b>Subsidies</b>   |                   |                   |                   |                   |                   |                   |
| <b>27000EE</b> | <b>Social Benefits</b>   |                   |                   |                   |                   |                   |                   |
| <b>27200EE</b> | <b>Social Assistance Benefits</b>                                    |                   |                   |                   |                   |                   |                   |
| 2721001        | Social Assistance Benefits   | 1,842,225         | 1,057,138         | 1,799,900         | 1,420,000         | 1,800,000         | 1,800,000         |
|                | <b>Social Assistance Benefits</b>                                    | <b>1,842,225</b>  | <b>1,057,138</b>  | <b>1,799,900</b>  | <b>1,420,000</b>  | <b>1,800,000</b>  | <b>1,800,000</b>  |
|                | <b>Social Benefits</b>   | <b>1,842,225</b>  | <b>1,057,138</b>  | <b>1,799,900</b>  | <b>1,420,000</b>  | <b>1,800,000</b>  | <b>1,800,000</b>  |
| <b>28000EE</b> | <b>Other Payments</b>  |                   |                   |                   |                   |                   |                   |
| <b>28200EE</b> | <b>Transfers N.E.C.</b>  |                   |                   |                   |                   |                   |                   |
| 2821409        | Bahamas Agricultural & Industrial Corporation                        | 5,902,922         | 4,673,750         | 6,219,000         | 5,000,000         | 4,500,000         | 3,825,000         |
| 2821624        | Bahamas Agricultural Health and Food Safety Authority (BAHFSA)       | 700,000           | 526,317           | 700,000           | 560,000           | 504,000           | 428,400           |
| 2821626        | Contribution Homecoming New Providence and Family Islands            | 122,910           | 87,236            | 250,000           | 100,000           | 250,000           | 250,000           |
| 2821628        | School of Agriculture & Marine Science (Andros)                      | 7,000,000         | 6,396,729         | 8,060,000         | 6,900,000         | 6,226,088         | 5,292,174         |
|                | <b>Transfers N.E.C.</b>  | <b>13,725,832</b> | <b>11,684,032</b> | <b>15,229,000</b> | <b>12,560,000</b> | <b>11,480,088</b> | <b>9,795,574</b>  |
|                | <b>OTHER CHARGES</b>   | <b>13,725,832</b> | <b>11,684,032</b> | <b>15,229,000</b> | <b>12,560,000</b> | <b>11,480,088</b> | <b>9,795,574</b>  |
|                | <b>MINISTRY OF AGRICULTURE &amp; MARINE RESOURCES TOTAL EXPENSES</b> | <b>20,684,737</b> | <b>15,897,015</b> | <b>26,068,360</b> | <b>26,252,491</b> | <b>26,914,620</b> | <b>25,502,332</b> |

The Accounting Officer for this Head is the PERMANENT SECRETARY

# [Head 057] DEPARTMENT OF AGRICULTURE



| ITEM NO.                   | TITLE OF ITEM                                  | PROVISIONAL ACTUAL EXPENDITURE | EXPENDITURE (PROVISIONAL) JUL - MAR | REVISED APPROVED ESTIMATES | ESTIMATES        | PRELIMINARY FORECAST ESTIMATES | PRELIMINARY FORECAST ESTIMATES |
|----------------------------|--|--------------------------------|-------------------------------------|----------------------------|------------------|--------------------------------|--------------------------------|
|                            |  | 2018/2019                      | 2019/2020                           | 2019/2020                  | 2020/2021        | 2021/2022                      | 2022/2023                      |
|                            |  | \$                             | \$                                  | \$                         | \$               | \$                             | \$                             |
| <b>PERSONAL EMOLUMENTS</b> |  |                                |                                     |                            |                  |                                |                                |
| <b>21110EE</b>             | <b>Wages &amp; Salaries (In Cash)</b>          |                                |                                     |                            |                  |                                |                                |
| 2111101                    | Salary-Permanent/Pensionable                   | 4,604,088                      | 3,489,405                           | 4,530,579                  | 4,224,854        | 4,266,833                      | 4,308,812                      |
| 2111102                    | Salary-Contract Workers                        | 14,382                         | 16,084                              | 184,850                    | 157,050          | 157,050                        | 157,050                        |
| 2111104                    | Salary Adjustments                             | 2,087                          | 0                                   | 0                          | 0                | 0                              | 0                              |
|                            | <b>Wages &amp; Salaries (In Cash)</b>          | <b>4,620,557</b>               | <b>3,505,489</b>                    | <b>4,715,429</b>           | <b>4,381,904</b> | <b>4,423,883</b>               | <b>4,465,862</b>               |
| <b>21120EE</b>             | <b>Allowances</b>                              |                                |                                     |                            |                  |                                |                                |
| 2112102                    | Overtime - Monthly Employees (General)         | 19,312                         | 5,157                               | 60,000                     | 30,000           | 64,000                         | 68,000                         |
| 2112103                    | Housing Allowance                              | 0                              | 0                                   | 0                          | 7,200            | 7,200                          | 7,200                          |
| 2112105                    | Risk & Hazard Allowance                        | 197,715                        | 141,957                             | 204,675                    | 227,590          | 233,475                        | 244,875                        |
| 2112111                    | Shift & On-Call Allowance                      | 5,263                          | 4,215                               | 20,000                     | 50,000           | 30,000                         | 40,000                         |
| 2112112                    | Transport & Mileage Allowance                  | 32,880                         | 4,676                               | 33,000                     | 15,000           | 35,500                         | 38,000                         |
| 2112115                    | Responsibility Allowance                       | 5,500                          | 3,050                               | 5,500                      | 5,500            | 5,500                          | 5,500                          |
| 2112116                    | Acting Allowance                               | 0                              | 0                                   | 2,550                      | 3,000            | 3,500                          | 4,000                          |
| 2112125                    | Disturbance Allowance/Geographical             | 0                              | 0                                   | 0                          | 3,600            | 3,600                          | 3,600                          |
|                            | <b>Allowances</b>                              | <b>260,670</b>                 | <b>159,055</b>                      | <b>325,725</b>             | <b>341,890</b>   | <b>382,775</b>                 | <b>411,175</b>                 |
|                            | <b>Personal Emoluments</b>                     | <b>4,881,227</b>               | <b>3,664,544</b>                    | <b>5,041,154</b>           | <b>4,723,794</b> | <b>4,806,658</b>               | <b>4,877,037</b>               |
| <b>22000EE</b>             | <b>Use of Goods &amp; Services</b>             |                                |                                     |                            |                  |                                |                                |
| <b>22111EE</b>             | <b>Domestic Travel &amp; Subsistence</b>       |                                |                                     |                            |                  |                                |                                |
| 2211101                    | Air Transport of Persons Within The Bahamas    | 12,593                         | 12,431                              | 41,000                     | 12,000           | 16,500                         | 17,000                         |
| 2211110                    | Subsistence for Travellers Within The Bahamas  | 12,468                         | 4,436                               | 28,700                     | 10,280           | 14,500                         | 15,000                         |
|                            | <b>Domestic Travel &amp; Subsistence</b>       | <b>25,061</b>                  | <b>16,867</b>                       | <b>69,700</b>              | <b>22,280</b>    | <b>31,000</b>                  | <b>32,000</b>                  |
| <b>22112EE</b>             | <b>International Travel &amp; Subsistence</b>  |                                |                                     |                            |                  |                                |                                |
| 2211201                    | Air Transport of Persons Outside The Bahamas   | 16,170                         | 3,016                               | 14,250                     | 3,750            | 13,000                         | 13,500                         |
| 2211210                    | Subsistence for Travellers Outside The Bahamas | 6,799                          | 5,856                               | 8,550                      | 2,565            | 8,550                          | 13,500                         |
|                            | <b>International Travel &amp; Subsistence</b>  | <b>22,969</b>                  | <b>8,872</b>                        | <b>22,800</b>              | <b>6,315</b>     | <b>21,550</b>                  | <b>27,000</b>                  |
| <b>22210EE</b>             | <b>Rent</b>                                    |                                |                                     |                            |                  |                                |                                |
| 2221102                    | Rent - Office                                  | 18,600                         | 12,400                              | 61,000                     | 20,832           | 20,832                         | 20,832                         |
|                            | <b>Rent</b>                                    | <b>18,600</b>                  | <b>12,400</b>                       | <b>61,000</b>              | <b>20,832</b>    | <b>20,832</b>                  | <b>20,832</b>                  |
| <b>22310EE</b>             | <b>Utilities &amp; Communication</b>           |                                |                                     |                            |                  |                                |                                |
| 2231101                    | Telephone - Landline                           | -8,059                         | 0                                   | 0                          | 0                | 0                              | 0                              |
| 2231303                    | Sewerage                                       | 0                              | 0                                   | 0                          | 4,500            | 5,000                          | 5,500                          |
|                            | <b>Utilities &amp; Communication</b>           | <b>-8,059</b>                  | <b>0</b>                            | <b>0</b>                   | <b>4,500</b>     | <b>5,000</b>                   | <b>5,500</b>                   |
| <b>22410EE</b>             | <b>Supplies &amp; Materials</b>                |                                |                                     |                            |                  |                                |                                |
| 2241103                    | Propane Gas                                    | 0                              | 0                                   | 7,500                      | 1,000            | 2,000                          | 2,000                          |
| 2241199                    | Other Fuel & Gasses                            | 0                              | 0                                   | 0                          | 1,000            | 2,000                          | 2,000                          |
| 2241201                    | Office Supplies & Stationery                   | 0                              | 1,670                               | 15,277                     | 10,800           | 14,500                         | 16,500                         |
| 2241202                    | Small Equipment & Tools                        | 2,654                          | 0                                   | 15,250                     | 8,000            | 10,000                         | 14,000                         |
| 2241203                    | Drugs & Vaccines                               | 11,236                         | 2,272                               | 30,000                     | 15,000           | 18,000                         | 22,000                         |
| 2241205                    | Food, Ice & Drinking Water                     | 11,798                         | 1,927                               | 17,100                     | 12,000           | 21,000                         | 23,000                         |



# [Head 057] DEPARTMENT OF AGRICULTURE



| ITEM NO.       | TITLE OF ITEM   | PROVISIONAL ACTUAL EXPENDITURE | EXPENDITURE (PROVISIONAL) | REVISED APPROVED ESTIMATES | ESTIMATES      | PRELIMINARY FORECAST ESTIMATES | PRELIMINARY FORECAST ESTIMATES |
|----------------|---|--------------------------------|---------------------------|----------------------------|----------------|--------------------------------|--------------------------------|
|                |   | 2018/2019                      | JUL - MAR 2019/2020       | 2019/2020                  | 2020/2021      | 2021/2022                      | 2022/2023                      |
|                |   | \$                             | \$                        | \$                         | \$             | \$                             | \$                             |
| 2241206        | Publications  | 1,511                          | 340                       | 5,750                      | 1,500          | 3,000                          | 3,000                          |
| 2241210        | Vector Control  | 1,627                          | 0                         | 2,000                      | 1,000          | 2,500                          | 2,500                          |
| 2241211        | Cleaning & Toilet Supplies                            | 12,605                         | 10,380                    | 40,500                     | 27,000         | 26,000                         | 26,500                         |
| 2241212        | Computer Software Supplies & Materials                | 0                              | 150                       | 14,250                     | 3,800          | 7,000                          | 10,500                         |
| 2241213        | Clothing & Clothing Supplies                          | 17,301                         | 2,348                     | 57,500                     | 18,414         | 27,000                         | 27,500                         |
| 2241214        | Food (For Animals)                                    | 165,183                        | 22,963                    | 380,000                    | 160,000        | 200,000                        | 200,000                        |
| 2241217        | Construction Materials & Parts                        | 35                             | 1,100                     | 31,268                     | 9,007          | 7,500                          | 8,000                          |
| 2241250        | Agriculture/Science Supplies/Tools                    | 0                              | 777                       | 28,500                     | 17,500         | 24,000                         | 24,500                         |
| 2241251        | Livestock & Ammunition                                | 0                              | 0                         | 1,520                      | 15,000         | 10,000                         | 10,000                         |
| 2241252        | Dog Catching Supplies                                 | 0                              | 1,676                     | 79,000                     | 7,600          | 14,000                         | 15,000                         |
| 2241255        | Food Processing Laboratory Supplies                   | 0                              | 0                         | 0                          | 0              | 20,000                         | 22,000                         |
| 2241299        | Other Supplies & Materials                            | 78,791                         | 8,097                     | 71,250                     | 53,400         | 69,000                         | 82,100                         |
|                | <b>Supplies &amp; Materials</b>                       | <b>302,741</b>                 | <b>53,700</b>             | <b>796,665</b>             | <b>362,021</b> | <b>477,500</b>                 | <b>511,100</b>                 |
| <b>22510EE</b> | <b>Services</b>                                       |                                |                           |                            |                |                                |                                |
| 2251101        | Printing & Duplication Service                        | 22,543                         | 5,200                     | 9,500                      | 15,000         | 21,000                         | 21,500                         |
| 2251102        | Advertising & Public Notices                          | 227                            | 0                         | 13,400                     | 4,000          | 6,000                          | 6,500                          |
| 2251107        | Workshops, Conferences, Seminars, Meetings & Exhibits | 10,221                         | 1,125                     | 57,000                     | 15,200         | 19,000                         | 62,000                         |
| 2251108        | Tuition, Training, In-service Awards, Subsistence     | 0                              | 0                         | 4,750                      | 3,800          | 16,000                         | 16,500                         |
| 2251109        | Licensing & Inspection of Vehicles                    | 2,410                          | 0                         | 10,000                     | 9,000          | 10,000                         | 10,000                         |
| 2251110        | Postage, Postal Machines & Services                   | 2,640                          | 940                       | 4,750                      | 2,500          | 5,500                          | 5,500                          |
| 2251115        | Consultancy Services                                  | 43,907                         | 0                         | 0                          | 5,000          | 8,000                          | 10,500                         |
| 2251125        | Planning, Research & Development                      | 0                              | 0                         | 57,000                     | 19,000         | 18,000                         | 19,000                         |
| 2251128        | Fees & Other Charges                                  | 11,836                         | 3,916                     | 19,000                     | 14,000         | 28,000                         | 29,000                         |
| 2251129        | Staff Engagement                                      | 2,865                          | 0                         | 4,750                      | 2,375          | 4,500                          | 5,000                          |
| 2251199        | Other Services  | 4,069                          | 0                         | 0                          | 15,000         | 30,500                         | 30,500                         |
| 2251201        | Local Transportation of Goods                         | 314                            | 0                         | 9,975                      | 12,000         | 12,000                         | 12,500                         |
| 2251203        | Freight & Express                                     | 70,601                         | 56,401                    | 38,000                     | 70,000         | 80,000                         | 88,500                         |
| 2251302        | Building Maintenance                                  | 62,369                         | 4,658                     | 66,440                     | 36,000         | 51,500                         | 54,000                         |
| 2251303        | Equipment Maintenance                                 | 156                            | 2,048                     | 11,400                     | 13,120         | 18,000                         | 27,000                         |
| 2251306        | Computers, Business Machines & Related Equipment      | 3,581                          | 0                         | 0                          | 0              | 0                              | 0                              |
| 2251310        | Grounds Maintenance                                   | 2,721                          | 28,722                    | 11,500                     | 13,500         | 20,000                         | 20,500                         |
| 2251337        | Operation of Facilities or Other Services             | 42,851                         | 36,841                    | 70,563                     | 105,633        | 112,571                        | 113,571                        |
| 2251349        | Upkeep - Other Structures                             | 112,370                        | 0                         | 0                          | 0              | 0                              | 0                              |
|                | <b>Services</b>                                       | <b>395,681</b>                 | <b>139,851</b>            | <b>388,028</b>             | <b>355,128</b> | <b>460,571</b>                 | <b>532,071</b>                 |
| <b>22610EE</b> | <b>Minor Capital Repairs</b>                          |                                |                           |                            |                |                                |                                |
| 2261201        | Transportation Equipment Upkeep                       | 26,385                         | 11,454                    | 44,900                     | 15,500         | 21,500                         | 21,500                         |
| 2261206        | Maintenance of Heavy Equipment                        | 0                              | 3,001                     | 12,825                     | 10,260         | 13,500                         | 21,000                         |
|                | <b>Minor Capital Repairs</b>                          | <b>26,385</b>                  | <b>14,455</b>             | <b>57,725</b>              | <b>25,760</b>  | <b>35,000</b>                  | <b>42,500</b>                  |
| <b>22710EE</b> | <b>Operational Expenses</b>                           |                                |                           |                            |                |                                |                                |
| 2271010        | Expenses - National Advisory Committee (Agriculture)  | 0                              | 0                         | 19,000                     | 5,000          | 17,000                         | 18,000                         |
|                | <b>Operational Expenses</b>                           | <b>0</b>                       | <b>0</b>                  | <b>19,000</b>              | <b>5,000</b>   | <b>17,000</b>                  | <b>18,000</b>                  |
|                | <b>Use of Goods &amp; Services</b>                    | <b>783,378</b>                 | <b>246,145</b>            | <b>1,414,918</b>           | <b>801,836</b> | <b>1,068,453</b>               | <b>1,189,003</b>               |
| <b>26000EE</b> | <b>Grants</b>   |                                |                           |                            |                |                                |                                |

# [Head 057] DEPARTMENT OF AGRICULTURE



| ITEM NO.  | TITLE OF ITEM | PROVISIONAL ACTUAL EXPENDITURE | EXPENDITURE (PROVISIONAL) JUL - MAR | REVISED APPROVED ESTIMATES | ESTIMATES        | PRELIMINARY FORECAST ESTIMATES | PRELIMINARY FORECAST ESTIMATES |
|---|---------------|--------------------------------|-------------------------------------|----------------------------|------------------|--------------------------------|--------------------------------|
|   |               | 2018/2019                      | 2019/2020                           | 2019/2020                  | 2020/2021        | 2021/2022                      | 2022/2023                      |
|   |               | \$                             | \$                                  | \$                         | \$               | \$                             | \$                             |
| <b>DEPARTMENT OF AGRICULTURE TOTAL EXPENSES</b> |               | <b>5,664,605</b>               | <b>3,910,689</b>                    | <b>6,456,072</b>           | <b>5,525,630</b> | <b>5,875,111</b>               | <b>6,066,040</b>               |

The Accounting Officer for this Head is the DIRECTOR

# [Head 058] DEPARTMENT OF MARINE RESOURCES



| ITEM NO.                   | TITLE OF ITEM                                  | PROVISIONAL ACTUAL EXPENDITURE | EXPENDITURE (PROVISIONAL) JUL - MAR | REVISED APPROVED ESTIMATES | ESTIMATES        | PRELIMINARY FORECAST ESTIMATES | PRELIMINARY FORECAST ESTIMATES |
|----------------------------|--|--------------------------------|-------------------------------------|----------------------------|------------------|--------------------------------|--------------------------------|
|                            |  | 2018/2019                      | 2019/2020                           | 2019/2020                  | 2020/2021        | 2021/2022                      | 2022/2023                      |
|                            |  | \$                             | \$                                  | \$                         | \$               | \$                             | \$                             |
| <b>PERSONAL EMOLUMENTS</b> |  |                                |                                     |                            |                  |                                |                                |
| <b>21110EE</b>             | <b>Wages &amp; Salaries (In Cash)</b>          |                                |                                     |                            |                  |                                |                                |
| 2111101                    | Salary-Permanent/Pensionable                   | 1,766,678                      | 1,482,530                           | 1,674,339                  | 1,793,550        | 1,822,484                      | 1,837,351                      |
| 2111102                    | Salary-Contract Workers                        | 35,853                         | 0                                   | 289,700                    | 278,900          | 278,900                        | 278,900                        |
|                            | <b>Wages &amp; Salaries (In Cash)</b>          | <b>1,802,531</b>               | <b>1,482,530</b>                    | <b>1,964,039</b>           | <b>2,072,450</b> | <b>2,101,384</b>               | <b>2,116,251</b>               |
| <b>21120EE</b>             | <b>Allowances</b>                              |                                |                                     |                            |                  |                                |                                |
| 2112102                    | Overtime - Monthly Employees (General)         | 0                              | 0                                   | 38,000                     | 15,000           | 45,000                         | 50,000                         |
| 2112103                    | Housing Allowance                              | 0                              | 600                                 | 7,200                      | 15,600           | 15,600                         | 15,600                         |
| 2112105                    | Risk & Hazard Allowance                        | 2,400                          | 1,800                               | 2,400                      | 2,400            | 2,400                          | 2,400                          |
| 2112112                    | Transport & Mileage Allowance                  | 101,532                        | 58,567                              | 105,000                    | 105,000          | 145,000                        | 150,000                        |
| 2112115                    | Responsibility Allowance                       | 3,814                          | 1,568                               | 3,000                      | 5,500            | 8,500                          | 8,500                          |
| 2112116                    | Acting Allowance                               | 190                            | 0                                   | 500                        | 4,000            | 1,000                          | 1,500                          |
| 2112125                    | Disturbance Allowance/Geographical             | 0                              | 2,960                               | 3,600                      | 7,200            | 7,200                          | 7,200                          |
|                            | <b>Allowances</b>                              | <b>107,936</b>                 | <b>65,495</b>                       | <b>159,700</b>             | <b>154,700</b>   | <b>224,700</b>                 | <b>235,200</b>                 |
|                            | <b>Personal Emoluments</b>                     | <b>1,910,467</b>               | <b>1,548,025</b>                    | <b>2,123,739</b>           | <b>2,227,150</b> | <b>2,326,084</b>               | <b>2,351,451</b>               |
| <b>22000EE</b>             | <b>Use of Goods &amp; Services</b>             |                                |                                     |                            |                  |                                |                                |
| <b>22111EE</b>             | <b>Domestic Travel &amp; Subsistence</b>       |                                |                                     |                            |                  |                                |                                |
| 2211101                    | Air Transport of Persons Within The Bahamas    | 19,149                         | 8,538                               | 21,124                     | 7,600            | 21,840                         | 22,386                         |
| 2211110                    | Subsistence for Travellers Within The Bahamas  | 16,465                         | 7,908                               | 25,824                     | 7,600            | 55,000                         | 60,000                         |
|                            | <b>Domestic Travel &amp; Subsistence</b>       | <b>35,614</b>                  | <b>16,446</b>                       | <b>46,948</b>              | <b>15,200</b>    | <b>76,840</b>                  | <b>82,386</b>                  |
| <b>22112EE</b>             | <b>International Travel &amp; Subsistence</b>  |                                |                                     |                            |                  |                                |                                |
| 2211201                    | Air Transport of Persons Outside The Bahamas   | 519                            | 720                                 | 8,716                      | 391              | 9,000                          | 12,915                         |
| 2211210                    | Subsistence for Travellers Outside The Bahamas | 6,776                          | 4,820                               | 9,500                      | 392              | 13,000                         | 14,000                         |
|                            | <b>International Travel &amp; Subsistence</b>  | <b>7,295</b>                   | <b>5,540</b>                        | <b>18,216</b>              | <b>783</b>       | <b>22,000</b>                  | <b>26,915</b>                  |
| <b>22210EE</b>             | <b>Rent</b>                                    |                                |                                     |                            |                  |                                |                                |
| 2221102                    | Rent - Office                                  | 50,609                         | 11,000                              | 55,000                     | 52,250           | 64,200                         | 65,805                         |
|                            | <b>Rent</b>                                    | <b>50,609</b>                  | <b>11,000</b>                       | <b>55,000</b>              | <b>52,250</b>    | <b>64,200</b>                  | <b>65,805</b>                  |
| <b>22410EE</b>             | <b>Supplies &amp; Materials</b>                |                                |                                     |                            |                  |                                |                                |
| 2241201                    | Office Supplies & Stationery                   | 15,145                         | 362                                 | 4,750                      | 9,000            | 12,000                         | 15,000                         |
| 2241204                    | Medical & Surgical Supplies                    | 69,875                         | 0                                   | 0                          | 0                | 0                              | 0                              |
| 2241205                    | Food, Ice & Drinking Water                     | 7,123                          | 2,764                               | 2,850                      | 4,000            | 12,500                         | 15,000                         |
| 2241206                    | Publications                                   | 284                            | 0                                   | 950                        | 589              | 1,200                          | 1,500                          |
| 2241210                    | Vector Control                                 | 0                              | 0                                   | 1,000                      | 950              | 2,000                          | 2,050                          |
| 2241211                    | Cleaning & Toilet Supplies                     | 15,047                         | 718                                 | 4,940                      | 11,629           | 14,000                         | 15,000                         |
| 2241213                    | Clothing & Clothing Supplies                   | 3,903                          | 0                                   | 0                          | 0                | 0                              | 0                              |
| 2241299                    | Other Supplies & Materials                     | 12,325                         | 3,084                               | 8,143                      | 5,000            | 35,233                         | 36,539                         |

# [Head 058] DEPARTMENT OF MARINE RESOURCES



| ITEM NO.       | TITLE OF ITEM   | PROVISIONAL ACTUAL EXPENDITURE | EXPENDITURE (PROVISIONAL) JUL - MAR | REVISED APPROVED ESTIMATES | ESTIMATES        | PRELIMINARY FORECAST ESTIMATES | PRELIMINARY FORECAST ESTIMATES |
|----------------|---|--------------------------------|-------------------------------------|----------------------------|------------------|--------------------------------|--------------------------------|
|                |   | 2018/2019                      | 2019/2020                           | 2019/2020                  | 2020/2021        | 2021/2022                      | 2022/2023                      |
|                |   | \$                             | \$                                  | \$                         | \$               | \$                             | \$                             |
|                | <b>Supplies &amp; Materials</b>                       | <b>123,702</b>                 | <b>6,928</b>                        | <b>22,633</b>              | <b>31,168</b>    | <b>76,933</b>                  | <b>85,089</b>                  |
| <b>22510EE</b> | <b>Services</b>                                       |                                |                                     |                            |                  |                                |                                |
| 2251101        | Printing & Duplication Service                        | 7,797                          | 1,477                               | 1,925                      | 2,287            | 10,000                         | 14,000                         |
| 2251102        | Advertising & Public Notices                          | 293                            | 0                                   | 4,750                      | 2,000            | 1,014                          | 40,000                         |
| 2251107        | Workshops, Conferences, Seminars, Meetings & Exhibits | 52,240                         | 0                                   | 0                          | 0                | 0                              | 0                              |
| 2251108        | Tuition, Training, In-service Awards, Subsistence     | 9,535                          | 0                                   | 0                          | 0                | 0                              | 0                              |
| 2251109        | Licencing & Inspection of Vehicles                    | 1,365                          | 0                                   | 2,500                      | 1,425            | 4,000                          | 4,100                          |
| 2251110        | Postage, Postal Machines & Services                   | 34                             | 0                                   | 285                        | 285              | 700                            | 800                            |
| 2251115        | Consultancy Services                                  | 14,387                         | 0                                   | 3,373                      | 3,550            | 95,000                         | 98,000                         |
| 2251128        | Fees & Other Charges                                  | 5,299                          | 4,289                               | 4,750                      | 2,000            | 13,500                         | 13,500                         |
| 2251129        | Staff Engagement                                      | 0                              | 360                                 | 1,500                      | 750              | 7,000                          | 9,000                          |
| 2251201        | Local Transportation of Goods                         | 446                            | 10                                  | 1,900                      | 855              | 5,000                          | 5,125                          |
| 2251203        | Freight & Express                                     | 24,785                         | 12,741                              | 19,000                     | 12,540           | 40,000                         | 41,000                         |
| 2251302        | Building Maintenance                                  | 17,891                         | 0                                   | 0                          | 0                | 0                              | 0                              |
| 2251305        | Maintenance Contracts - Air Conditioning System       | 802                            | 0                                   | 2,850                      | 0                | 0                              | 0                              |
| 2251306        | Computers, Business Machines & Related Equipment      | 427                            | 0                                   | 0                          | 0                | 0                              | 0                              |
| 2251307        | Maintenance of Generators, A/C & Other Machinery      | 11,661                         | 923                                 | 9,025                      | 7,220            | 30,000                         | 30,750                         |
| 2251310        | Grounds Maintenance                                   | 1,070                          | 0                                   | 1,500                      | 285              | 5,000                          | 5,125                          |
| 2251325        | Maintenance - Fire Prevention/Protection Equipment    | 517                            | 0                                   | 6,000                      | 950              | 31,000                         | 35,000                         |
| 2251337        | Operation of Facilities or Other Services             | 16,299                         | 10,709                              | 50,000                     | 16,950           | 60,000                         | 63,000                         |
|                | <b>Services</b>                                       | <b>164,848</b>                 | <b>30,509</b>                       | <b>109,358</b>             | <b>51,097</b>    | <b>302,214</b>                 | <b>359,400</b>                 |
| <b>22610EE</b> | <b>Minor Capital Repairs</b>                          |                                |                                     |                            |                  |                                |                                |
| 2261201        | Transportation Equipment Upkeep                       | 3,993                          | 2,002                               | 2,850                      | 9,000            | 81,000                         | 83,025                         |
|                | <b>Minor Capital Repairs</b>                          | <b>3,993</b>                   | <b>2,002</b>                        | <b>2,850</b>               | <b>9,000</b>     | <b>81,000</b>                  | <b>83,025</b>                  |
|                | <b>Use of Goods &amp; Services</b>                    | <b>386,061</b>                 | <b>72,425</b>                       | <b>255,005</b>             | <b>159,498</b>   | <b>623,187</b>                 | <b>702,620</b>                 |
| <b>26000EE</b> | <b>Grants</b>   |                                |                                     |                            |                  |                                |                                |
|                | <b>DEPARTMENT OF MARINE RESOURCES TOTAL EXPENSES</b>  | <b>2,296,528</b>               | <b>1,620,450</b>                    | <b>2,378,744</b>           | <b>2,386,648</b> | <b>2,949,271</b>               | <b>3,054,071</b>               |

The Accounting Officer for this Head is the DIRECTOR

# [Head 060] MINISTRY OF HEALTH



| ITEM NO.                   | TITLE OF ITEM  | PROVISIONAL ACTUAL EXPENDITURE | EXPENDITURE (PROVISIONAL) | REVISED APPROVED ESTIMATES | ESTIMATES        | PRELIMINARY FORECAST ESTIMATES | PRELIMINARY FORECAST ESTIMATES |
|----------------------------|--|--------------------------------|---------------------------|----------------------------|------------------|--------------------------------|--------------------------------|
|                            |  | 2018/2019                      | JUL - MAR 2019/2020       | 2019/2020                  | 2020/2021        | 2021/2022                      | 2022/2023                      |
|                            |  | \$                             | \$                        | \$                         | \$               | \$                             | \$                             |
| <b>PERSONAL EMOLUMENTS</b> |  |                                |                           |                            |                  |                                |                                |
| <b>21110EE</b>             | <b>Wages &amp; Salaries (In Cash)</b>                |                                |                           |                            |                  |                                |                                |
| 2111101                    | Salary-Permanent/Pensionable                         | 33,542,837                     | 27,271,952                | 32,077,488                 | 6,682,373        | 6,946,573                      | 7,034,223                      |
| 2111102                    | Salary-Contract Workers                              | 1,625,894                      | 786,724                   | 1,101,964                  | 0                | 0                              | 0                              |
| 2111103                    | Global Provision - New Appts - Monthly Employees     | 477,106                        | 24,218                    | 1,943,452                  | 0                | 85,000                         | 95,000                         |
| 2111104                    | Salary Adjustments                                   | 0                              | 0                         | 500,000                    | 215,000          | 250,000                        | 300,000                        |
| 2111201                    | Regular Weekly Wages                                 | 15,264                         | 1,390                     | 16,000                     | 16,000           | 16,400                         | 16,400                         |
| 2111203                    | Temporary Weekly Personnel                           | 638,971                        | 559,435                   | 1,316,836                  | 1,250,000        | 1,300,000                      | 1,320,000                      |
|                            | <b>Wages &amp; Salaries (In Cash)</b>                | <b>36,300,072</b>              | <b>28,643,719</b>         | <b>36,955,740</b>          | <b>8,163,373</b> | <b>8,597,973</b>               | <b>8,765,623</b>               |
| <b>21120EE</b>             | <b>Allowances</b>                                    |                                |                           |                            |                  |                                |                                |
| 2112102                    | Overtime - Monthly Employees (General)               | 102,540                        | 106,261                   | 855,919                    | 40,000           | 40,000                         | 40,000                         |
| 2112103                    | Housing Allowance                                    | 15,000                         | 25,430                    | 556,500                    | 22,000           | 25,000                         | 27,500                         |
| 2112104                    | Scarcity Allowance                                   | 557,019                        | 2,668,895                 | 5,263,000                  | 0                | 0                              | 0                              |
| 2112105                    | Risk & Hazard Allowance                              | 238,444                        | 177,184                   | 371,100                    | 40,000           | 41,000                         | 45,000                         |
| 2112111                    | Shift & On-Call Allowance                            | 223,047                        | 122,110                   | 300,000                    | 0                | 0                              | 0                              |
| 2112112                    | Transport & Mileage Allowance                        | 1,499,266                      | 991,405                   | 1,443,000                  | 25,000           | 30,000                         | 35,000                         |
| 2112114                    | Duty Allowance                                       | 23,750                         | 15,000                    | 35,000                     | 25,000           | 25,000                         | 30,000                         |
| 2112115                    | Responsibility Allowance                             | 139,908                        | 105,022                   | 137,212                    | 40,000           | 42,000                         | 45,500                         |
| 2112116                    | Acting Allowance                                     | 1,356                          | 2,793                     | 15,600                     | 15,600           | 15,990                         | 15,990                         |
| 2112117                    | Hardship Allowance                                   | 11,400                         | 9,000                     | 24,000                     | 0                | 0                              | 0                              |
| 2112122                    | Clothing Allowance                                   | 0                              | 0                         | 500                        | 500              | 513                            | 513                            |
| 2112123                    | Sessional Fees-Nurses/Allied/Doctors Workers/Doctors | 142,527                        | 74,483                    | 388,080                    | 0                | 0                              | 0                              |
| 2112125                    | Disturbance Allowance/Geographical                   | 367,278                        | 233,144                   | 592,600                    | 0                | 0                              | 0                              |
| 2112128                    | Doctors on Call Allowance                            | 459,212                        | 311,575                   | 420,000                    | 0                | 0                              | 0                              |
| 2112132                    | Uniform Allowance                                    | 1,405,122                      | 1,075,499                 | 1,410,150                  | 0                | 0                              | 0                              |
| 2112134                    | Special Allowances                                   | 0                              | 2,522,625                 | 2,522,625                  | 0                | 0                              | 0                              |
| 2112199                    | Other Allowances                                     | 27,534                         | 0                         | 28,000                     | 15,000           | 18,500                         | 19,000                         |
|                            | <b>Allowances</b>                                    | <b>5,213,403</b>               | <b>8,440,426</b>          | <b>14,363,286</b>          | <b>223,100</b>   | <b>238,003</b>                 | <b>258,503</b>                 |
|                            | <b>Personal Emoluments</b>                           | <b>41,513,475</b>              | <b>37,084,145</b>         | <b>51,319,026</b>          | <b>8,386,473</b> | <b>8,835,976</b>               | <b>9,024,126</b>               |
| <b>22000EE</b>             | <b>Use of Goods &amp; Services</b>                   |                                |                           |                            |                  |                                |                                |
| <b>22111EE</b>             | <b>Domestic Travel &amp; Subsistence</b>             |                                |                           |                            |                  |                                |                                |
| 2211101                    | Air Transport of Persons Within The Bahamas          | 112,931                        | 284,454                   | 578,000                    | 80,000           | 90,000                         | 115,000                        |
| 2211104                    | Emergency Flights                                    | 0                              | 1,503,519                 | 1,536,854                  | 0                | 0                              | 0                              |
| 2211110                    | Subsistence for Travellers Within The Bahamas        | 44,000                         | 242,422                   | 755,275                    | 60,000           | 60,000                         | 60,000                         |
|                            | <b>Domestic Travel &amp; Subsistence</b>             | <b>156,931</b>                 | <b>2,030,395</b>          | <b>2,870,129</b>           | <b>140,000</b>   | <b>150,000</b>                 | <b>175,000</b>                 |
| <b>22112EE</b>             | <b>International Travel &amp; Subsistence</b>        |                                |                           |                            |                  |                                |                                |
| 2211201                    | Air Transport of Persons Outside The Bahamas         | 43,850                         | 20,518                    | 65,000                     | 10,000           | 12,500                         | 15,000                         |
| 2211210                    | Subsistence for Travellers Outside The Bahamas       | 25,830                         | 15,631                    | 35,000                     | 5,000            | 7,500                          | 10,500                         |



| ITEM NO.       | TITLE OF ITEM   | PROVISIONAL ACTUAL EXPENDITURE | EXPENDITURE (PROVISIONAL) | REVISED APPROVED ESTIMATES | ESTIMATES        | PRELIMINARY FORECAST ESTIMATES | PRELIMINARY FORECAST ESTIMATES |
|----------------|---|--------------------------------|---------------------------|----------------------------|------------------|--------------------------------|--------------------------------|
|                |   | 2018/2019                      | JUL - MAR 2019/2020       | 2019/2020                  | 2020/2021        | 2021/2022                      | 2022/2023                      |
|                |   | \$                             | \$                        | \$                         | \$               | \$                             | \$                             |
|                | <b>International Travel &amp; Subsistence</b>         | <b>69,680</b>                  | <b>36,149</b>             | <b>100,000</b>             | <b>15,000</b>    | <b>20,000</b>                  | <b>25,500</b>                  |
| <b>22210EE</b> | <b>Rent</b>   |                                |                           |                            |                  |                                |                                |
| 2221101        | Rent - Living Accommodation (General)                 | 690,474                        | 911,965                   | 1,215,970                  | 25,000           | 25,000                         | 25,000                         |
|                | <b>Rent</b>   | <b>690,474</b>                 | <b>911,965</b>            | <b>1,215,970</b>           | <b>25,000</b>    | <b>25,000</b>                  | <b>25,000</b>                  |
| <b>22410EE</b> | <b>Supplies &amp; Materials</b>                       |                                |                           |                            |                  |                                |                                |
| 2241101        | Gasoline  | 0                              | 0                         | 100,000                    | 0                | 0                              | 0                              |
| 2241103        | Propane Gas   | 0                              | 858                       | 1,700                      | 0                | 0                              | 0                              |
| 2241106        | Diesel  | 0                              | 0                         | 100,000                    | 0                | 0                              | 0                              |
| 2241201        | Office Supplies & Stationery                          | 12,943                         | 78,931                    | 205,350                    | 16,000           | 16,000                         | 16,000                         |
| 2241203        | Drugs & Vaccines                                      | 0                              | 0                         | 0                          | 1,000,000        | 1,050,000                      | 1,250,000                      |
| 2241204        | Medical & Surgical Supplies                           | 0                              | 66,157                    | 100,000                    | 0                | 0                              | 0                              |
| 2241205        | Food, Ice & Drinking Water                            | 5,242                          | 13,368                    | 108,940                    | 10,000           | 10,000                         | 10,000                         |
| 2241206        | Publications  | 8,787                          | 114,379                   | 260,000                    | 10,000           | 10,250                         | 10,250                         |
| 2241210        | Vector Control  | 0                              | 291                       | 15,000                     | 0                | 0                              | 0                              |
| 2241211        | Cleaning & Toilet Supplies                            | 8,183                          | 83,378                    | 391,250                    | 12,600           | 13,000                         | 13,200                         |
| 2241212        | Computer Software Supplies & Materials                | 35                             | 0                         | 1,000                      | 800              | 800                            | 800                            |
| 2241213        | Clothing & Clothing Supplies                          | 15,130                         | 5,033                     | 100,000                    | 15,000           | 20,000                         | 22,000                         |
| 2241217        | Construction Materials & Parts                        | 0                              | 0                         | 50,000                     | 0                | 0                              | 0                              |
| 2241221        | AIDS Treatment & Testing                              | 595,890                        | 322,199                   | 800,000                    | 705,000          | 750,000                        | 800,000                        |
| 2241299        | Other Supplies & Materials                            | 113,851                        | 639,783                   | 1,016,611                  | 376,500          | 400,913                        | 437,913                        |
|                | <b>Supplies &amp; Materials</b>                       | <b>760,061</b>                 | <b>1,324,377</b>          | <b>3,249,851</b>           | <b>2,145,900</b> | <b>2,270,963</b>               | <b>2,560,163</b>               |
| <b>22510EE</b> | <b>Services</b>                                       |                                |                           |                            |                  |                                |                                |
| 2251101        | Printing & Duplication Service                        | 5,949                          | 2,127                     | 10,100                     | 4,080            | 4,080                          | 4,080                          |
| 2251102        | Advertising & Public Notices                          | 4,245                          | 3,998                     | 10,000                     | 4,000            | 4,000                          | 4,000                          |
| 2251107        | Workshops, Conferences, Seminars, Meetings & Exhibits | 13,154                         | 13,100                    | 35,000                     | 12,000           | 12,000                         | 12,000                         |
| 2251108        | Tuition, Training, In-service Awards, Subsistence     | 23,718                         | 47,122                    | 347,000                    | 21,600           | 21,600                         | 21,600                         |
| 2251109        | Licencing & Inspection of Vehicles                    | 0                              | 6,980                     | 18,315                     | 10,000           | 10,000                         | 12,000                         |
| 2251110        | Postage, Postal Machines & Services                   | 39                             | 162                       | 1,300                      | 80               | 80                             | 80                             |
| 2251115        | Consultancy Services                                  | 1,129,020                      | 295,477                   | 1,765,000                  | 1,200,000        | 1,350,000                      | 1,375,000                      |
| 2251128        | Fees & Other Charges                                  | 131,737                        | 406,268                   | 785,719                    | 120,000          | 125,000                        | 135,000                        |
| 2251129        | Staff Engagement                                      | 29,127                         | 16,684                    | 40,520                     | 20,260           | 20,260                         | 20,260                         |
| 2251201        | Local Transportation of Goods                         | 0                              | 4,428                     | 12,145                     | 0                | 0                              | 0                              |
| 2251203        | Freight & Express                                     | 0                              | 22,332                    | 27,835                     | 7,500            | 7,500                          | 7,600                          |
| 2251302        | Building Maintenance                                  | 84,298                         | 153,400                   | 448,659                    | 10,000           | 10,000                         | 12,000                         |
| 2251303        | Equipment Maintenance                                 | 0                              | 18,492                    | 31,100                     | 0                | 0                              | 0                              |
| 2251307        | Maintenance of Generators, A/C & Other Machinery      | 0                              | 162,461                   | 350,322                    | 10,000           | 10,000                         | 11,000                         |
| 2251310        | Grounds Maintenance                                   | 0                              | 84,382                    | 1,245,425                  | 500              | 500                            | 750                            |
| 2251322        | Office Furniture Upkeep                               | 0                              | 0                         | 20,000                     | 5,000            | 5,500                          | 6,000                          |
| 2251330        | Upkeep & Maintenance of Instruments & Apparatus       | 185,699                        | 51,484                    | 180,934                    | 0                | 0                              | 0                              |
| 2251337        | Operation of Facilities or Other Services             | 439,377                        | 1,875,491                 | 3,000,000                  | 1,315,000        | 1,375,000                      | 1,395,000                      |
|                | <b>Services</b>                                       | <b>2,046,363</b>               | <b>3,164,388</b>          | <b>8,329,374</b>           | <b>2,740,020</b> | <b>2,955,520</b>               | <b>3,016,370</b>               |

# [Head 060] MINISTRY OF HEALTH



| ITEM NO.       | TITLE OF ITEM                                | PROVISIONAL ACTUAL EXPENDITURE | EXPENDITURE (PROVISIONAL) JUL - MAR | REVISED APPROVED ESTIMATES | ESTIMATES          | PRELIMINARY FORECAST ESTIMATES | PRELIMINARY FORECAST ESTIMATES |
|----------------|--|--------------------------------|-------------------------------------|----------------------------|--------------------|--------------------------------|--------------------------------|
|                |  | 2018/2019                      | 2019/2020                           | 2019/2020                  | 2020/2021          | 2021/2022                      | 2022/2023                      |
|                |  | \$                             | \$                                  | \$                         | \$                 | \$                             | \$                             |
| <b>22610EE</b> | <b>Minor Capital Repairs</b>                 |                                |                                     |                            |                    |                                |                                |
| 2261201        | Transportation Equipment Upkeep              | 33,715                         | 29,168                              | 50,000                     | 25,000             | 25,000                         | 27,000                         |
|                | <b>Minor Capital Repairs</b>                 | <b>33,715</b>                  | <b>29,168</b>                       | <b>50,000</b>              | <b>25,000</b>      | <b>25,000</b>                  | <b>27,000</b>                  |
| <b>22710EE</b> | <b>Operational Expenses</b>                  |                                |                                     |                            |                    |                                |                                |
| 2271001        | Operational Expenses                         | 7,446,322                      | 0                                   | 0                          | 0                  | 0                              | 0                              |
|                | <b>Operational Expenses</b>                  | <b>7,446,322</b>               | <b>0</b>                            | <b>0</b>                   | <b>0</b>           | <b>0</b>                       | <b>0</b>                       |
| <b>22810EE</b> | <b>Special Financial Transactions</b>        |                                |                                     |                            |                    |                                |                                |
| 2281001        | Special Financial Transactions               | 20,097                         | 0                                   | 0                          | 0                  | 0                              | 0                              |
| 2281105        | VAT Expenses                                 | 131                            | 0                                   | 1,000                      | 950                | 950                            | 950                            |
| 2281121        | Holistic Services Secretariat                | 437                            | 0                                   | 1,000                      | 1,000              | 1,050                          | 1,500                          |
| 2281169        | Nursing Training Programme                   | 704,000                        | 216,637                             | 806,250                    | 785,000            | 800,000                        | 808,000                        |
| 2281170        | National Allied Health Cadet Programme       | 0                              | 0                                   | 22,410                     | 22,410             | 22,410                         | 23,000                         |
| 2281171        | Pharmaceutical Training Programme            | 131,648                        | 10,583                              | 149,600                    | 125,000            | 130,000                        | 145,000                        |
| 2281178        | Provision For Contingencies                  | 0                              | 0                                   | 0                          | 21,300,000         | 0                              | 0                              |
|                | <b>Special Financial Transactions</b>        | <b>856,313</b>                 | <b>227,220</b>                      | <b>980,260</b>             | <b>22,234,360</b>  | <b>954,410</b>                 | <b>978,450</b>                 |
| <b>22910EE</b> | <b>Other</b>                                 |                                |                                     |                            |                    |                                |                                |
| 2291001        | Other Expenses                               | 27,537                         | 0                                   | 0                          | 0                  | 0                              | 0                              |
|                | <b>Other</b>                                 | <b>27,537</b>                  | <b>0</b>                            | <b>0</b>                   | <b>0</b>           | <b>0</b>                       | <b>0</b>                       |
|                | <b>Use of Goods &amp; Services</b>           | <b>12,087,396</b>              | <b>7,723,662</b>                    | <b>16,795,584</b>          | <b>27,325,280</b>  | <b>6,400,893</b>               | <b>6,807,483</b>               |
| <b>25000EE</b> | <b>Subsidies</b>                             |                                |                                     |                            |                    |                                |                                |
| <b>25100EE</b> | <b>Subsidies to Public Corporations</b>      |                                |                                     |                            |                    |                                |                                |
| 2511210        | National Health Insurance Authority          | 14,888,889                     | 16,666,667                          | 20,000,000                 | 38,000,000         | 38,000,000                     | 38,000,000                     |
| 2511213        | Public Hospitals Authority                   | 230,233,021                    | 188,103,927                         | 235,689,642                | 223,455,825        | 201,110,243                    | 170,943,706                    |
|                | <b>Subsidies to Public Corporations</b>      | <b>245,121,910</b>             | <b>204,770,594</b>                  | <b>255,689,642</b>         | <b>261,455,825</b> | <b>239,110,243</b>             | <b>208,943,706</b>             |
|                | <b>Subsidies</b>                             | <b>245,121,910</b>             | <b>204,770,594</b>                  | <b>255,689,642</b>         | <b>261,455,825</b> | <b>239,110,243</b>             | <b>208,943,706</b>             |
| <b>26000EE</b> | <b>Grants</b>                                |                                |                                     |                            |                    |                                |                                |
| <b>26200EE</b> | <b>Grants to International Organizations</b> |                                |                                     |                            |                    |                                |                                |
| 2621138        | Contributions For Joint Services             | 8,000                          | 0                                   | 8,000                      | 8,000              | 8,000                          | 8,200                          |
|                | <b>Grants to International Organizations</b> | <b>8,000</b>                   | <b>0</b>                            | <b>8,000</b>               | <b>8,000</b>       | <b>8,000</b>                   | <b>8,200</b>                   |
|                | <b>Grants</b>                                | <b>8,000</b>                   | <b>0</b>                            | <b>8,000</b>               | <b>8,000</b>       | <b>8,000</b>                   | <b>8,200</b>                   |
| <b>28000EE</b> | <b>Other Payments</b>                        |                                |                                     |                            |                    |                                |                                |
| <b>28200EE</b> | <b>Transfers N.E.C.</b>                      |                                |                                     |                            |                    |                                |                                |

# [Head 060] MINISTRY OF HEALTH



| ITEM NO. | TITLE OF ITEM  | PROVISIONAL ACTUAL EXPENDITURE | EXPENDITURE (PROVISIONAL) JUL - MAR | REVISED APPROVED ESTIMATES | ESTIMATES          | PRELIMINARY FORECAST ESTIMATES | PRELIMINARY FORECAST ESTIMATES |
|----------|--|--------------------------------|-------------------------------------|----------------------------|--------------------|--------------------------------|--------------------------------|
|          |  | 2018/2019                      | 2019/2020                           | 2019/2020                  | 2020/2021          | 2021/2022                      | 2022/2023                      |
|          |  | \$                             | \$                                  | \$                         | \$                 | \$                             | \$                             |
| 2821112  | UWI Medical Students Grant                           | 259,000                        | 314,300                             | 386,400                    | 500,000            | 520,000                        | 520,000                        |
| 2821214  | Bahamas Diabetic Association                         | 25,000                         | 16,500                              | 25,000                     | 25,000             | 25,000                         | 25,500                         |
| 2821222  | Bahamas Cancer Society                               | 6,600                          | 0                                   | 7,500                      | 7,500              | 7,500                          | 7,600                          |
| 2821224  | All Saints Camp                                      | 20,000                         | 13,200                              | 20,000                     | 20,000             | 20,000                         | 20,000                         |
| 2821230  | Non-Governmental Organizations (NGO's) - Health Desk | 0                              | 0                                   | 1,000                      | 1,000              | 1,000                          | 1,000                          |
| 2821601  | Other Contributions                                  | 247,613                        | 125,916                             | 199,400                    | 215,000            | 235,125                        | 235,625                        |
| 2821605  | Establishment of Health Professional Council         | 55,161                         | 0                                   | 55,161                     | 55,161             | 52,161                         | 54,161                         |
| 2821606  | Pharmaceutical Council                               | 30,000                         | 20,000                              | 30,000                     | 30,000             | 30,000                         | 31,500                         |
| 2821614  | Other Grants   | 0                              | 0                                   | 8,000                      | 8,000              | 8,000                          | 8,100                          |
|          | <b>Transfers N.E.C.</b>                              | <b>643,374</b>                 | <b>489,916</b>                      | <b>732,461</b>             | <b>861,661</b>     | <b>898,786</b>                 | <b>903,486</b>                 |
|          | <b>OTHER CHARGES</b>                                 | <b>643,374</b>                 | <b>489,916</b>                      | <b>732,461</b>             | <b>861,661</b>     | <b>898,786</b>                 | <b>903,486</b>                 |
|          | <b>MINISTRY OF HEALTH TOTAL EXPENSES</b>             | <b>299,374,155</b>             | <b>250,068,317</b>                  | <b>324,544,713</b>         | <b>298,037,239</b> | <b>255,253,898</b>             | <b>225,687,001</b>             |

The Accounting Officer for this Head is the PERMANENT SECRETARY



# [Head 065] DEPARTMENT OF ENVIRONMENTAL HEALTH SERVICES



| ITEM NO.                   | TITLE OF ITEM                                  | PROVISIONAL ACTUAL EXPENDITURE | EXPENDITURE (PROVISIONAL) JUL - MAR | REVISED APPROVED ESTIMATES | ESTIMATES         | PRELIMINARY FORECAST ESTIMATES | PRELIMINARY FORECAST ESTIMATES |
|----------------------------|--|--------------------------------|-------------------------------------|----------------------------|-------------------|--------------------------------|--------------------------------|
|                            |  | 2018/2019                      | 2019/2020                           | 2019/2020                  | 2020/2021         | 2021/2022                      | 2022/2023                      |
|                            |  | \$                             | \$                                  | \$                         | \$                | \$                             | \$                             |
| <b>PERSONAL EMOLUMENTS</b> |  |                                |                                     |                            |                   |                                |                                |
| <b>21110EE</b>             | <b>Wages &amp; Salaries (In Cash)</b>          |                                |                                     |                            |                   |                                |                                |
| 2111101                    | Salary-Permanent/Pensionable                   | 13,693,208                     | 10,849,856                          | 13,790,920                 | 12,707,640        | 12,847,740                     | 12,907,740                     |
| 2111201                    | Regular Weekly Wages                           | 831,583                        | 362,862                             | 780,000                    | 493,000           | 493,000                        | 493,000                        |
|                            | <b>Wages &amp; Salaries (In Cash)</b>          | <b>14,524,791</b>              | <b>11,212,718</b>                   | <b>14,570,920</b>          | <b>13,200,640</b> | <b>13,340,740</b>              | <b>13,400,740</b>              |
| <b>21120EE</b>             | <b>Allowances</b>                              |                                |                                     |                            |                   |                                |                                |
| 2112102                    | Overtime - Monthly Employees (General)         | 558,061                        | 340,528                             | 600,509                    | 500,000           | 500,000                        | 500,000                        |
| 2112105                    | Risk & Hazard Allowance                        | 1,099,629                      | 716,531                             | 1,090,000                  | 1,086,000         | 1,086,000                      | 1,086,000                      |
| 2112115                    | Responsibility Allowance                       | 5,100                          | 4,125                               | 7,500                      | 5,500             | 5,500                          | 5,500                          |
| 2112116                    | Acting Allowance                               | 0                              | 0                                   | 5,000                      | 5,000             | 5,000                          | 5,000                          |
| 2112117                    | Hardship Allowance                             | 4,800                          | 3,900                               | 13,000                     | 13,000            | 13,000                         | 13,000                         |
| 2112125                    | Disturbance Allowance/Geographical             | 0                              | 0                                   | 0                          | 21,600            | 21,600                         | 21,600                         |
|                            | <b>Allowances</b>                              | <b>1,667,590</b>               | <b>1,065,084</b>                    | <b>1,716,009</b>           | <b>1,631,100</b>  | <b>1,631,100</b>               | <b>1,631,100</b>               |
|                            | <b>Personal Emoluments</b>                     | <b>16,192,381</b>              | <b>12,277,802</b>                   | <b>16,286,929</b>          | <b>14,831,740</b> | <b>14,971,840</b>              | <b>15,031,840</b>              |
| <b>22000EE</b>             | <b>Use of Goods &amp; Services</b>             |                                |                                     |                            |                   |                                |                                |
| <b>22111EE</b>             | <b>Domestic Travel &amp; Subsistence</b>       |                                |                                     |                            |                   |                                |                                |
| 2211101                    | Air Transport of Persons Within The Bahamas    | 31,466                         | 33,979                              | 74,310                     | 26,448            | 33,060                         | 33,060                         |
| 2211110                    | Subsistence for Travellers Within The Bahamas  | 67,879                         | 55,390                              | 128,774                    | 65,787            | 82,234                         | 82,234                         |
|                            | <b>Domestic Travel &amp; Subsistence</b>       | <b>99,345</b>                  | <b>89,369</b>                       | <b>203,084</b>             | <b>92,235</b>     | <b>115,294</b>                 | <b>115,294</b>                 |
| <b>22112EE</b>             | <b>International Travel &amp; Subsistence</b>  |                                |                                     |                            |                   |                                |                                |
| 2211201                    | Air Transport of Persons Outside The Bahamas   | 1,297                          | 5,623                               | 30,780                     | 9,234             | 60,780                         | 60,780                         |
| 2211210                    | Subsistence for Travellers Outside The Bahamas | 5,450                          | 18,904                              | 29,450                     | 8,835             | 59,450                         | 59,450                         |
|                            | <b>International Travel &amp; Subsistence</b>  | <b>6,747</b>                   | <b>24,527</b>                       | <b>60,230</b>              | <b>18,069</b>     | <b>120,230</b>                 | <b>120,230</b>                 |
| <b>22210EE</b>             | <b>Rent</b>                                    |                                |                                     |                            |                   |                                |                                |
| 2221101                    | Rent - Living Accommodation (General)          | 54,000                         | 23,140                              | 87,000                     | 87,000            | 89,175                         | 89,175                         |
| 2221102                    | Rent - Office                                  | 300,648                        | 206,013                             | 287,940                    | 363,029           | 363,029                        | 363,029                        |
|                            | <b>Rent</b>                                    | <b>354,648</b>                 | <b>229,153</b>                      | <b>374,940</b>             | <b>450,029</b>    | <b>452,204</b>                 | <b>452,204</b>                 |
| <b>22410EE</b>             | <b>Supplies &amp; Materials</b>                |                                |                                     |                            |                   |                                |                                |
| 2241201                    | Office Supplies & Stationery                   | 39,621                         | 31,324                              | 44,764                     | 44,764            | 48,298                         | 48,298                         |
| 2241202                    | Small Equipment & Tools                        | 4,560                          | 303                                 | 6,612                      | 5,290             | 7,134                          | 7,134                          |
| 2241204                    | Medical & Surgical Supplies                    | 9,184                          | 151                                 | 215,220                    | 172,176           | 215,220                        | 215,220                        |
| 2241205                    | Food, Ice & Drinking Water                     | 14,537                         | 8,228                               | 26,030                     | 16,000            | 28,085                         | 28,085                         |
| 2241206                    | Publications                                   | 1,028                          | 1,076                               | 1,653                      | 1,322             | 1,784                          | 1,784                          |
| 2241210                    | Vector Control                                 | 330,638                        | 330,407                             | 465,000                    | 435,000           | 435,000                        | 435,000                        |
| 2241211                    | Cleaning & Toilet Supplies                     | 38,363                         | 13,049                              | 90,552                     | 70,042            | 94,464                         | 94,464                         |
| 2241212                    | Computer Software Supplies & Materials         | 400                            | 0                                   | 950                        | 760               | 1,025                          | 1,025                          |

# [Head 065] DEPARTMENT OF ENVIRONMENTAL HEALTH SERVICES



| ITEM NO.       | TITLE OF ITEM   | PROVISIONAL ACTUAL EXPENDITURE | EXPENDITURE (PROVISIONAL) JUL - MAR | REVISED APPROVED ESTIMATES | ESTIMATES         | PRELIMINARY FORECAST ESTIMATES | PRELIMINARY FORECAST ESTIMATES |
|----------------|---|--------------------------------|-------------------------------------|----------------------------|-------------------|--------------------------------|--------------------------------|
|                |   | 2018/2019                      | 2019/2020                           | 2019/2020                  | 2020/2021         | 2021/2022                      | 2022/2023                      |
|                |   | \$                             | \$                                  | \$                         | \$                | \$                             | \$                             |
| 2241213        | Clothing & Clothing Supplies                                      | 23,668                         | 10,570                              | 61,448                     | 25,000            | 43,050                         | 43,050                         |
| 2241299        | Other Supplies & Materials  | 9,843                          | 3,789                               | 15,918                     | 7,934             | 10,701                         | 10,701                         |
|                | <b>Supplies &amp; Materials</b>                                   | <b>471,842</b>                 | <b>398,897</b>                      | <b>928,147</b>             | <b>778,288</b>    | <b>884,761</b>                 | <b>884,761</b>                 |
| <b>22510EE</b> | <b>Services</b>   |                                |                                     |                            |                   |                                |                                |
| 2251101        | Printing & Duplication Service                                    | 23,633                         | 2,273                               | 9,120                      | 7,296             | 9,600                          | 9,600                          |
| 2251102        | Advertising & Public Notices                                      | 169                            | 150                                 | 49,400                     | 39,520            | 52,000                         | 52,000                         |
| 2251107        | Workshops, Conferences, Seminars, Meetings & Exhibits             | 109,888                        | 450                                 | 950                        | 760               | 1,025                          | 1,025                          |
| 2251108        | Tuition, Training, In-service Awards, Subsistence                 | 10,608                         | 4,357                               | 26,413                     | 21,130            | 27,803                         | 27,803                         |
| 2251109        | Licensing & Inspection of Vehicles                                | 15,205                         | 5,875                               | 13,000                     | 13,000            | 13,376                         | 13,376                         |
| 2251110        | Postage, Postal Machines & Services                               | 30                             | 57                                  | 285                        | 228               | 308                            | 308                            |
| 2251115        | Consultancy Services  | 22,459,068                     | 14,587,118                          | 16,088,692                 | 19,702,812        | 19,702,812                     | 19,702,812                     |
| 2251128        | Fees & Other Charges  | 51,121                         | 40,034                              | 127,633                    | 127,633           | 134,350                        | 134,350                        |
| 2251129        | Staff Engagement  | 13,368                         | 18,024                              | 27,322                     | 13,661            | 29,479                         | 29,479                         |
| 2251199        | Other Services  | 545,270                        | 2,311,174                           | 2,313,250                  | 2,863,250         | 2,863,250                      | 2,863,250                      |
| 2251201        | Local Transportation of Goods                                     | 3,358                          | 2,107                               | 7,439                      | 5,952             | 8,026                          | 8,026                          |
| 2251203        | Freight & Express   | 4,240                          | 8,592                               | 15,092                     | 7,274             | 9,809                          | 9,809                          |
| 2251302        | Building Maintenance  | 37,137                         | 10,418                              | 20,663                     | 16,530            | 43,544                         | 43,544                         |
| 2251306        | Computers, Business Machines & Related Equipment                  | 3,135                          | 1,493                               | 8,265                      | 6,612             | 19,168                         | 19,168                         |
| 2251307        | Maintenance of Generators, A/C & Other Machinery                  | 11,820                         | 8,306                               | 20,663                     | 16,530            | 62,794                         | 62,794                         |
| 2251330        | Upkeep & Maintenance of Instruments & Apparatus                   | 10,194                         | 3,873                               | 102,439                    | 102,439           | 190,776                        | 190,776                        |
| 2251337        | Operation of Facilities or Other Services                         | 6,195,275                      | 14,005,031                          | 16,802,411                 | 16,802,411        | 16,802,411                     | 16,802,411                     |
| 2251348        | Debris Management   | 0                              | 2,674,534                           | 23,060,535                 | 0                 | 0                              | 0                              |
|                | <b>Services</b>   | <b>29,493,519</b>              | <b>33,683,866</b>                   | <b>58,693,572</b>          | <b>39,747,038</b> | <b>39,970,531</b>              | <b>39,970,531</b>              |
| <b>22610EE</b> | <b>Minor Capital Repairs</b>                                      |                                |                                     |                            |                   |                                |                                |
| 2261201        | Transportation Equipment Upkeep                                   | 79,580                         | 56,659                              | 49,798                     | 60,024            | 75,030                         | 75,030                         |
|                | <b>Minor Capital Repairs</b>                                      | <b>79,580</b>                  | <b>56,659</b>                       | <b>49,798</b>              | <b>60,024</b>     | <b>75,030</b>                  | <b>75,030</b>                  |
| <b>22810EE</b> | <b>Special Financial Transactions</b>                             |                                |                                     |                            |                   |                                |                                |
| 2281105        | VAT Expenses  | 211                            | 0                                   | 1,000                      | 950               | 950                            | 950                            |
|                | <b>Special Financial Transactions</b>                             | <b>211</b>                     | <b>0</b>                            | <b>1,000</b>               | <b>950</b>        | <b>950</b>                     | <b>950</b>                     |
|                | <b>Use of Goods &amp; Services</b>                                | <b>30,505,892</b>              | <b>34,482,471</b>                   | <b>60,310,771</b>          | <b>41,146,633</b> | <b>41,619,000</b>              | <b>41,619,000</b>              |
|                | <b>DEPARTMENT OF ENVIRONMENTAL HEALTH SERVICES TOTAL EXPENSES</b> | <b>46,698,273</b>              | <b>46,760,273</b>                   | <b>76,597,700</b>          | <b>55,978,373</b> | <b>56,590,840</b>              | <b>56,650,840</b>              |

The Accounting Officer for this Head is the DIRECTOR

# [Head 066] DEPARTMENT OF PUBLIC HEALTH



| ITEM NO.                   | TITLE OF ITEM  | PROVISIONAL | EXPENDITURE   | REVISED   | PRELIMINARY FORECAST ESTIMATES | PRELIMINARY FORECAST ESTIMATES |                   |
|----------------------------|--|-------------|---------------|-----------|--------------------------------|--------------------------------|-------------------|
|                            |  | ACTUAL      | (PROVISIONAL) | APPROVED  |                                |                                |                   |
|                            |  | EXPENDITURE | JUL - MAR     | ESTIMATES |                                |                                |                   |
|                            |  | 2018/2019   | 2019/2020     | 2019/2020 | 2020/2021                      | 2021/2022                      | 2022/2023         |
|                            |  | \$          | \$            | \$        | \$                             | \$                             | \$                |
| <b>PERSONAL EMOLUMENTS</b> |  |             |               |           |                                |                                |                   |
| <b>21110EE</b>             | <b>Wages &amp; Salaries (In Cash)</b>                |             |               |           |                                |                                |                   |
| 2111101                    | Salary-Permanent/Pensionable                         | 0           | 0             | 0         | 28,728,233                     | 30,140,133                     | 31,063,483        |
| 2111102                    | Salary-Contract Workers                              | 0           | 0             | 0         | 1,101,864                      | 1,101,864                      | 1,200,000         |
| 2111104                    | Salary Adjustments                                   | 0           | 0             | 0         | 85,000                         | 85,000                         | 100,000           |
|                            | <b>Wages &amp; Salaries (In Cash)</b>                | <b>0</b>    | <b>0</b>      | <b>0</b>  | <b>29,915,097</b>              | <b>31,326,997</b>              | <b>32,363,483</b> |
| <b>21120EE</b>             | <b>Allowances</b>                                    |             |               |           |                                |                                |                   |
| 2112102                    | Overtime - Monthly Employees (General)               | 0           | 0             | 0         | 70,000                         | 70,000                         | 72,300            |
| 2112104                    | Scarcity Allowance                                   | 0           | 0             | 0         | 2,220,000                      | 2,220,000                      | 2,425,000         |
| 2112105                    | Risk & Hazard Allowance                              | 0           | 0             | 0         | 460,000                        | 460,000                        | 500,000           |
| 2112111                    | Shift & On-Call Allowance                            | 0           | 0             | 0         | 230,000                        | 230,000                        | 250,000           |
| 2112112                    | Transport & Mileage Allowance                        | 0           | 0             | 0         | 1,455,000                      | 1,455,000                      | 1,525,000         |
| 2112115                    | Responsibility Allowance                             | 0           | 0             | 0         | 100,000                        | 105,000                        | 110,000           |
| 2112116                    | Acting Allowance                                     | 0           | 0             | 0         | 5,000                          | 5,000                          | 7,500             |
| 2112117                    | Hardship Allowance                                   | 0           | 0             | 0         | 24,000                         | 24,000                         | 25,000            |
| 2112123                    | Sessional Fees-Nurses/Allied/Doctors Workers/Doctors | 0           | 0             | 0         | 325,000                        | 350,000                        | 400,000           |
| 2112125                    | Disturbance Allowance/Geographical                   | 0           | 0             | 0         | 280,000                        | 305,000                        | 328,000           |
| 2112128                    | Doctors on Call Allowance                            | 0           | 0             | 0         | 990,000                        | 995,000                        | 1,153,941         |
| 2112132                    | Uniform Allowance                                    | 0           | 0             | 0         | 1,290,000                      | 1,425,000                      | 1,500,000         |
| 2112199                    | Other Allowances                                     | 0           | 0             | 0         | 15,000                         | 15,000                         | 20,000            |
|                            | <b>Allowances</b>                                    | <b>0</b>    | <b>0</b>      | <b>0</b>  | <b>7,464,000</b>               | <b>7,659,000</b>               | <b>8,316,741</b>  |
|                            | <b>Personal Emoluments</b>                           | <b>0</b>    | <b>0</b>      | <b>0</b>  | <b>37,379,097</b>              | <b>38,985,997</b>              | <b>40,680,224</b> |
| <b>22000EE</b>             | <b>Use of Goods &amp; Services</b>                   |             |               |           |                                |                                |                   |
| <b>22111EE</b>             | <b>Domestic Travel &amp; Subsistence</b>             |             |               |           |                                |                                |                   |
| 2211101                    | Air Transport of Persons Within The Bahamas          | 0           | 0             | 0         | 82,000                         | 83,000                         | 95,000            |
| 2211104                    | Emergency Flights                                    | 0           | 0             | 0         | 2,000,000                      | 2,000,000                      | 2,000,000         |
| 2211110                    | Subsistence for Travellers Within The Bahamas        | 0           | 0             | 0         | 125,275                        | 135,275                        | 155,455           |
|                            | <b>Domestic Travel &amp; Subsistence</b>             | <b>0</b>    | <b>0</b>      | <b>0</b>  | <b>2,207,275</b>               | <b>2,218,275</b>               | <b>2,250,455</b>  |
| <b>22112EE</b>             | <b>International Travel &amp; Subsistence</b>        |             |               |           |                                |                                |                   |
| 2211201                    | Air Transport of Persons Outside The Bahamas         | 0           | 0             | 0         | 3,000                          | 3,500                          | 5,000             |
| 2211210                    | Subsistence for Travellers Outside The Bahamas       | 0           | 0             | 0         | 5,000                          | 5,000                          | 6,000             |
|                            | <b>International Travel &amp; Subsistence</b>        | <b>0</b>    | <b>0</b>      | <b>0</b>  | <b>8,000</b>                   | <b>8,500</b>                   | <b>11,000</b>     |
| <b>22210EE</b>             | <b>Rent</b>  |             |               |           |                                |                                |                   |
| 2221101                    | Rent - Living Accommodation (General)                | 0           | 0             | 0         | 1,204,650                      | 1,204,650                      | 1,304,700         |
|                            | <b>Rent</b>  | <b>0</b>    | <b>0</b>      | <b>0</b>  | <b>1,204,650</b>               | <b>1,204,650</b>               | <b>1,304,700</b>  |
| <b>22410EE</b>             | <b>Supplies &amp; Materials</b>                      |             |               |           |                                |                                |                   |

# [Head 066] DEPARTMENT OF PUBLIC HEALTH



| ITEM NO.       | TITLE OF ITEM   | PROVISIONAL ACTUAL EXPENDITURE | EXPENDITURE (PROVISIONAL) JUL - MAR | REVISED APPROVED ESTIMATES | ESTIMATES         | PRELIMINARY FORECAST ESTIMATES | PRELIMINARY FORECAST ESTIMATES |
|----------------|---|--------------------------------|-------------------------------------|----------------------------|-------------------|--------------------------------|--------------------------------|
|                |   | 2018/2019                      | 2019/2020                           | 2019/2020                  | 2020/2021         | 2021/2022                      | 2022/2023                      |
|                |   | \$                             | \$                                  | \$                         | \$                | \$                             | \$                             |
| 2241103        | Propane Gas   | 0                              | 0                                   | 0                          | 1,700             | 1,700                          | 1,970                          |
| 2241201        | Office Supplies & Stationery                          | 0                              | 0                                   | 0                          | 153,200           | 170,825                        | 189,125                        |
| 2241204        | Medical & Surgical Supplies                           | 0                              | 0                                   | 0                          | 75,000            | 100,000                        | 100,000                        |
| 2241205        | Food, Ice & Drinking Water                            | 0                              | 0                                   | 0                          | 17,860            | 17,885                         | 20,525                         |
| 2241206        | Publications  | 0                              | 0                                   | 0                          | 210,000           | 230,000                        | 250,000                        |
| 2241210        | Vector Control  | 0                              | 0                                   | 0                          | 11,500            | 12,000                         | 13,500                         |
| 2241211        | Cleaning & Toilet Supplies                            | 0                              | 0                                   | 0                          | 262,650           | 283,350                        | 296,525                        |
| 2241213        | Clothing & Clothing Supplies                          | 0                              | 0                                   | 0                          | 20,000            | 25,000                         | 35,000                         |
| 2241217        | Construction Materials & Parts                        | 0                              | 0                                   | 0                          | 28,000            | 35,000                         | 45,000                         |
| 2241299        | Other Supplies & Materials                            | 0                              | 0                                   | 0                          | 400,000           | 405,000                        | 410,000                        |
|                | <b>Supplies &amp; Materials</b>                       | <b>0</b>                       | <b>0</b>                            | <b>0</b>                   | <b>1,179,910</b>  | <b>1,280,760</b>               | <b>1,361,645</b>               |
| <b>22510EE</b> | <b>Services</b>                                       |                                |                                     |                            |                   |                                |                                |
| 2251101        | Printing & Duplication Service                        | 0                              | 0                                   | 0                          | 5,000             | 5,000                          | 5,500                          |
| 2251102        | Advertising & Public Notices                          | 0                              | 0                                   | 0                          | 5,000             | 5,000                          | 5,000                          |
| 2251107        | Workshops, Conferences, Seminars, Meetings & Exhibits | 0                              | 0                                   | 0                          | 12,000            | 15,000                         | 18,000                         |
| 2251108        | Tuition, Training, In-service Awards, Subsistence     | 0                              | 0                                   | 0                          | 130,000           | 150,000                        | 175,000                        |
| 2251109        | Licencing & Inspection of Vehicles                    | 0                              | 0                                   | 0                          | 26,615            | 26,615                         | 27,495                         |
| 2251110        | Postage, Postal Machines & Services                   | 0                              | 0                                   | 0                          | 1,200             | 1,200                          | 1,200                          |
| 2251115        | Consultancy Services                                  | 0                              | 0                                   | 0                          | 230,000           | 250,000                        | 250,000                        |
| 2251128        | Fees & Other Charges                                  | 0                              | 0                                   | 0                          | 345,000           | 350,000                        | 360,000                        |
| 2251201        | Local Transportation of Goods                         | 0                              | 0                                   | 0                          | 12,145            | 12,145                         | 12,900                         |
| 2251203        | Freight & Express                                     | 0                              | 0                                   | 0                          | 25,335            | 27,845                         | 28,475                         |
| 2251302        | Building Maintenance                                  | 0                              | 0                                   | 0                          | 220,491           | 243,491                        | 263,815                        |
| 2251303        | Equipment Maintenance                                 | 0                              | 0                                   | 0                          | 31,100            | 31,100                         | 31,595                         |
| 2251307        | Maintenance of Generators, A/C & Other Machinery      | 0                              | 0                                   | 0                          | 198,900           | 214,900                        | 226,080                        |
| 2251310        | Grounds Maintenance                                   | 0                              | 0                                   | 0                          | 681,145           | 737,595                        | 813,245                        |
| 2251322        | Office Furniture Upkeep                               | 0                              | 0                                   | 0                          | 15,000            | 17,500                         | 20,000                         |
| 2251330        | Upkeep & Maintenance of Instruments & Apparatus       | 0                              | 0                                   | 0                          | 25,400            | 27,350                         | 31,650                         |
| 2251337        | Operation of Facilities or Other Services             | 0                              | 0                                   | 0                          | 1,055,000         | 1,235,000                      | 1,285,000                      |
|                | <b>Services</b>                                       | <b>0</b>                       | <b>0</b>                            | <b>0</b>                   | <b>3,019,331</b>  | <b>3,349,741</b>               | <b>3,554,955</b>               |
| <b>22610EE</b> | <b>Minor Capital Repairs</b>                          |                                |                                     |                            |                   |                                |                                |
| 2261201        | Transportation Equipment Upkeep                       | 0                              | 0                                   | 0                          | 42,000            | 45,000                         | 50,000                         |
|                | <b>Minor Capital Repairs</b>                          | <b>0</b>                       | <b>0</b>                            | <b>0</b>                   | <b>42,000</b>     | <b>45,000</b>                  | <b>50,000</b>                  |
|                | <b>Use of Goods &amp; Services</b>                    | <b>0</b>                       | <b>0</b>                            | <b>0</b>                   | <b>7,661,166</b>  | <b>8,106,926</b>               | <b>8,532,755</b>               |
|                | <b>DEPARTMENT OF PUBLIC HEALTH TOTAL EXPENSES</b>     | <b>0</b>                       | <b>0</b>                            | <b>0</b>                   | <b>45,040,263</b> | <b>47,092,923</b>              | <b>49,212,979</b>              |

The Accounting Officer for this Head is the DIRECTOR



| ITEM NO.                   | TITLE OF ITEM                                  | PROVISIONAL       | EXPENDITURE       | REVISED           |                   | PRELIMINARY       | PRELIMINARY       |
|----------------------------|--|-------------------|-------------------|-------------------|-------------------|-------------------|-------------------|
|                            |  | ACTUAL            | (PROVISIONAL)     | APPROVED          |                   | FORECAST          | FORECAST          |
|                            |  | EXPENDITURE       |                   | ESTIMATES         | ESTIMATES         | ESTIMATES         | ESTIMATES         |
|                            |  | JUL - MAR         |                   |                   |                   |                   |                   |
|                            |  | 2018/2019         | 2019/2020         | 2019/2020         | 2020/2021         | 2021/2022         | 2022/2023         |
|                            |  | \$                | \$                | \$                | \$                | \$                | \$                |
| <b>PERSONAL EMOLUMENTS</b> |  |                   |                   |                   |                   |                   |                   |
| <b>21110EE</b>             | <b>Wages &amp; Salaries (In Cash)</b>          |                   |                   |                   |                   |                   |                   |
| 2111101                    | Salary-Permanent/Pensionable                   | 8,199,951         | 8,465,999         | 9,546,000         | 6,338,000         | 6,623,000         | 6,908,000         |
| 2111102                    | Salary-Contract Workers                        | 8,033,028         | 4,487,789         | 10,454,000        | 11,113,000        | 13,129,000        | 13,629,000        |
| 2111202                    | Global Summer Employment                       | 0                 | 225               | 9,000             | 48,000            | 48,000            | 48,000            |
|                            | <b>Wages &amp; Salaries (In Cash)</b>          | <b>16,232,979</b> | <b>12,954,013</b> | <b>20,009,000</b> | <b>17,499,000</b> | <b>19,800,000</b> | <b>20,585,000</b> |
| <b>21120EE</b>             | <b>Allowances</b>                              |                   |                   |                   |                   |                   |                   |
| 2112101                    | Honoraria                                      | 17,750            | 13,798            | 18,100            | 20,000            | 48,000            | 48,000            |
| 2112102                    | Overtime - Monthly Employees (General)         | 909               | 112,226           | 300,984           | 150,000           | 210,000           | 220,000           |
| 2112103                    | Housing Allowance                              | 632,703           | 435,344           | 695,700           | 600,000           | 630,000           | 636,000           |
| 2112104                    | Scarcity Allowance                             | 0                 | 1,525             | 5,000             | 3,000             | 3,000             | 3,000             |
| 2112105                    | Risk & Hazard Allowance                        | 0                 | 0                 | 0                 | 15,000            | 15,000            | 15,000            |
| 2112112                    | Transport & Mileage Allowance                  | 600               | 300               | 500               | 2,200             | 2,200             | 2,200             |
| 2112114                    | Duty Allowance                                 | 6,316             | 3,750             | 60,000            | 40,000            | 40,000            | 40,000            |
| 2112115                    | Responsibility Allowance                       | 134,211           | 133,675           | 180,000           | 216,000           | 220,000           | 224,000           |
| 2112116                    | Acting Allowance                               | 0                 | 5,000             | 5,000             | 20,000            | 20,000            | 20,000            |
| 2112122                    | Clothing Allowance                             | 458               | 8,875             | 30,000            | 30,000            | 30,000            | 30,000            |
| 2112124                    | Resettlement Allowance                         | 0                 | 102,302           | 20,000            | 125,000           | 150,000           | 150,000           |
| 2112129                    | Home Leave Allowance                           | 0                 | 0                 | 10,500            | 10,000            | 10,000            | 10,000            |
| 2112199                    | Other Allowances                               | 81,104            | 320,382           | 106,000           | 100,000           | 103,000           | 106,000           |
|                            | <b>Allowances</b>                              | <b>874,051</b>    | <b>1,137,177</b>  | <b>1,431,784</b>  | <b>1,331,200</b>  | <b>1,481,200</b>  | <b>1,504,200</b>  |
|                            | <b>Personal Emoluments</b>                     | <b>17,107,030</b> | <b>14,091,190</b> | <b>21,440,784</b> | <b>18,830,200</b> | <b>21,281,200</b> | <b>22,089,200</b> |
| <b>22000EE</b>             | <b>Use of Goods &amp; Services</b>             |                   |                   |                   |                   |                   |                   |
| <b>22111EE</b>             | <b>Domestic Travel &amp; Subsistence</b>       |                   |                   |                   |                   |                   |                   |
| 2211101                    | Air Transport of Persons Within The Bahamas    | 0                 | 6,125             | 59,850            | 9,600             | 30,000            | 30,000            |
| 2211103                    | Mileage Within The Bahamas                     | 117,795           | 115,185           | 172,805           | 96,000            | 135,000           | 138,000           |
| 2211110                    | Subsistence for Travellers Within The Bahamas  | 0                 | 27,266            | 91,535            | 7,980             | 20,000            | 20,000            |
| 2211114                    | Incidental Travel Expenses Within The Bahamas  | 0                 | -5,262            | 5,510             | 1,216             | 5,000             | 5,000             |
|                            | <b>Domestic Travel &amp; Subsistence</b>       | <b>117,795</b>    | <b>143,314</b>    | <b>329,700</b>    | <b>114,796</b>    | <b>190,000</b>    | <b>193,000</b>    |
| <b>22112EE</b>             | <b>International Travel &amp; Subsistence</b>  |                   |                   |                   |                   |                   |                   |
| 2211201                    | Air Transport of Persons Outside The Bahamas   | 0                 | 47,181            | 91,010            | 28,200            | 110,000           | 110,000           |
| 2211203                    | Mileage (International)                        | 0                 | 0                 | 95                | 0                 | 0                 | 0                 |
| 2211210                    | Subsistence for Travellers Outside The Bahamas | 0                 | 55,126            | 190,570           | 33,600            | 130,000           | 130,000           |
| 2211214                    | Incidental Travel Expenses Outside The Bahamas | 0                 | 1,340             | 3,230             | 228               | 13,000            | 13,000            |
|                            | <b>International Travel &amp; Subsistence</b>  | <b>0</b>          | <b>103,647</b>    | <b>284,905</b>    | <b>62,028</b>     | <b>253,000</b>    | <b>253,000</b>    |
| <b>22210EE</b>             | <b>Rent</b>                                    |                   |                   |                   |                   |                   |                   |
| 2221102                    | Rent - Office                                  | 0                 | 591,275           | 1,085,388         | 1,123,000         | 1,237,000         | 1,237,000         |



| ITEM NO.       | TITLE OF ITEM   | PROVISIONAL ACTUAL EXPENDITURE | EXPENDITURE (PROVISIONAL) | REVISED APPROVED ESTIMATES | ESTIMATES        | PRELIMINARY FORECAST ESTIMATES | PRELIMINARY FORECAST ESTIMATES |
|----------------|---|--------------------------------|---------------------------|----------------------------|------------------|--------------------------------|--------------------------------|
|                |   | 2018/2019                      | JUL - MAR 2019/2020       | 2019/2020                  | 2020/2021        | 2021/2022                      | 2022/2023                      |
|                |   | \$                             | \$                        | \$                         | \$               | \$                             | \$                             |
| 2221203        | Lease/Rent of Communication Equipment                 | 0                              | 677,794                   | 1,013,424                  | 0                | 0                              | 0                              |
|                | <b>Rent</b>   | <b>0</b>                       | <b>1,269,069</b>          | <b>2,098,812</b>           | <b>1,123,000</b> | <b>1,237,000</b>               | <b>1,237,000</b>               |
| <b>22310EE</b> | <b>Utilities &amp; Communication</b>                  |                                |                           |                            |                  |                                |                                |
| 2231101        | Telephone - Landline                                  | 0                              | 158,770                   | 338,675                    | 317,000          | 345,100                        | 345,100                        |
| 2231102        | Telephone - Mobile                                    | 0                              | 39,337                    | 106,400                    | 73,800           | 79,800                         | 79,800                         |
| 2231103        | Internet Service                                      | 0                              | 0                         | 0                          | 139,000          | 153,000                        | 153,000                        |
| 2231105        | Cable Services  | 0                              | 23,833                    | 106,900                    | 58,880           | 62,880                         | 62,880                         |
| 2231201        | Electricity   | 0                              | 20,289                    | 179,075                    | 32,000           | 44,000                         | 44,000                         |
| 2231302        | Public Water Supply                                   | 0                              | 10,371                    | 104,120                    | 13,000           | 18,000                         | 18,000                         |
| 2231303        | Sewerage  | 0                              | 0                         | 47,500                     | 0                | 0                              | 0                              |
|                | <b>Utilities &amp; Communication</b>                  | <b>0</b>                       | <b>252,600</b>            | <b>882,670</b>             | <b>633,680</b>   | <b>702,780</b>                 | <b>702,780</b>                 |
| <b>22410EE</b> | <b>Supplies &amp; Materials</b>                       |                                |                           |                            |                  |                                |                                |
| 2241101        | Gasoline  | 0                              | 13,638                    | 48,500                     | 21,000           | 30,000                         | 30,000                         |
| 2241201        | Office Supplies & Stationery                          | 0                              | 33,682                    | 85,975                     | 72,000           | 86,000                         | 86,000                         |
| 2241202        | Small Equipment & Tools                               | 0                              | 0                         | 2,945                      | 0                | 0                              | 0                              |
| 2241205        | Food, Ice & Drinking Water                            | 0                              | 17,330                    | 61,489                     | 34,000           | 52,000                         | 52,000                         |
| 2241206        | Publications  | 0                              | 4,407                     | 9,701                      | 5,481            | 10,000                         | 10,000                         |
| 2241211        | Cleaning & Toilet Supplies                            | 0                              | 1,282                     | 23,894                     | 0                | 0                              | 0                              |
| 2241212        | Computer Software Supplies & Materials                | 0                              | 31,436                    | 53,200                     | 567,520          | 879,000                        | 879,000                        |
| 2241213        | Clothing & Clothing Supplies                          | 0                              | 96                        | 3,659                      | 2,000            | 4,000                          | 4,000                          |
| 2241217        | Construction Materials & Parts                        | 0                              | 318                       | 950                        | 0                | 0                              | 0                              |
| 2241299        | Other Supplies & Materials                            | 0                              | 10,357                    | 99,950                     | 8,000            | 14,000                         | 14,000                         |
|                | <b>Supplies &amp; Materials</b>                       | <b>0</b>                       | <b>112,546</b>            | <b>390,263</b>             | <b>710,001</b>   | <b>1,075,000</b>               | <b>1,075,000</b>               |
| <b>22510EE</b> | <b>Services</b>                                       |                                |                           |                            |                  |                                |                                |
| 2251101        | Printing & Duplication Service                        | 0                              | 6,574                     | 81,035                     | 23,000           | 28,000                         | 28,000                         |
| 2251102        | Advertising & Public Notices                          | 0                              | 11,942,080                | 11,850,000                 | 12,054,015       | 15,464,015                     | 15,464,015                     |
| 2251103        | Marketing & Promotion                                 | 0                              | 10,388,502                | 23,259,790                 | 7,857,400        | 11,795,050                     | 11,795,050                     |
| 2251107        | Workshops, Conferences, Seminars, Meetings & Exhibits | 0                              | 13,593                    | 47,500                     | 35,750           | 50,500                         | 50,500                         |
| 2251108        | Tuition, Training, In-service Awards, Subsistence     | 0                              | 12,540                    | 181,450                    | 145,160          | 216,000                        | 216,000                        |
| 2251110        | Postage, Postal Machines & Services                   | 0                              | 9,220                     | 11,400                     | 15,200           | 26,000                         | 26,000                         |
| 2251111        | Security Services Contract                            | 0                              | 455,330                   | 1,494,920                  | 104,000          | 150,000                        | 150,000                        |
| 2251115        | Consultancy Services                                  | 0                              | 0                         | 0                          | 160,000          | 200,000                        | 200,000                        |
| 2251116        | Facilitation & Support                                | 0                              | 0                         | 0                          | 7,963,147        | 10,105,726                     | 10,205,726                     |
| 2251128        | Fees & Other Charges                                  | 0                              | 595,368                   | 1,270,001                  | 640,000          | 1,100,000                      | 1,200,000                      |
| 2251129        | Staff Engagement                                      | 2,511                          | 10,622                    | 15,960                     | 8,000            | 22,000                         | 22,000                         |
| 2251201        | Local Transportation of Goods                         | 0                              | 14,578                    | 239,400                    | 0                | 0                              | 0                              |
| 2251203        | Freight & Express                                     | 0                              | 50,728                    | 68,875                     | 103,000          | 141,000                        | 141,000                        |
| 2251299        | Other Transportation Services                         | 0                              | 6,202                     | 0                          | 10,000           | 14,000                         | 14,000                         |
| 2251302        | Building Maintenance                                  | 0                              | 64,655                    | 47,500                     | 96,000           | 132,000                        | 132,000                        |
| 2251303        | Equipment Maintenance                                 | 0                              | 13,911                    | 39,900                     | 21,000           | 29,000                         | 29,000                         |
| 2251306        | Computers, Business Machines & Related Equipment      | 0                              | 0                         | 0                          | 96,000           | 160,000                        | 160,000                        |

# [Head 067] MINISTRY OF TOURISM & AVIATION



| ITEM NO.       | TITLE OF ITEM                                | PROVISIONAL ACTUAL EXPENDITURE | EXPENDITURE (PROVISIONAL) JUL - MAR | REVISED APPROVED ESTIMATES | ESTIMATES         | PRELIMINARY FORECAST ESTIMATES | PRELIMINARY FORECAST ESTIMATES |
|----------------|--|--------------------------------|-------------------------------------|----------------------------|-------------------|--------------------------------|--------------------------------|
|                |  | 2018/2019                      | 2019/2020                           | 2019/2020                  | 2020/2021         | 2021/2022                      | 2022/2023                      |
|                |  | \$                             | \$                                  | \$                         | \$                | \$                             | \$                             |
| 2251322        | Office Furniture Upkeep                      | 16,151                         | 3,637                               | 570,000                    | 220,000           | 220,000                        | 220,000                        |
| 2251327        | Warehouse & Storage Facilities Upkeep        | 0                              | 18,521                              | 34,200                     | 27,360            | 38,000                         | 38,000                         |
| 2251339        | Janitorial Service Contracts                 | 0                              | 232,300                             | 360,000                    | 188,000           | 258,000                        | 258,000                        |
| 2251399        | Other Contractual Services                   | 0                              | 253,078                             | 736,250                    | 432,000           | 600,000                        | 600,000                        |
|                | <b>Services</b>                              | <b>18,662</b>                  | <b>24,091,439</b>                   | <b>40,308,181</b>          | <b>30,199,032</b> | <b>40,749,291</b>              | <b>40,949,291</b>              |
| <b>22610EE</b> | <b>Minor Capital Repairs</b>                 |                                |                                     |                            |                   |                                |                                |
| 2261205        | Motor Vehicles-Minor Repairs                 | 0                              | 9,746                               | 20,150                     | 16,000            | 30,000                         | 30,000                         |
|                | <b>Minor Capital Repairs</b>                 | <b>0</b>                       | <b>9,746</b>                        | <b>20,150</b>              | <b>16,000</b>     | <b>30,000</b>                  | <b>30,000</b>                  |
| <b>22710EE</b> | <b>Operational Expenses</b>                  |                                |                                     |                            |                   |                                |                                |
| 2271001        | Operational Expenses                         | 0                              | 1,769,480                           | 200,000                    | 311,340           | 700,000                        | 700,000                        |
| 2271012        | Operation-Regulatory Agencies                | 0                              | 116,010                             | 875,000                    | 300,000           | 300,000                        | 300,000                        |
| 2271016        | Air Transport Authority Board                | 0                              | 1,405                               | 2,000                      | 16,000            | 20,000                         | 20,000                         |
|                | <b>Operational Expenses</b>                  | <b>0</b>                       | <b>1,886,895</b>                    | <b>1,077,000</b>           | <b>627,340</b>    | <b>1,020,000</b>               | <b>1,020,000</b>               |
| <b>22810EE</b> | <b>Special Financial Transactions</b>        |                                |                                     |                            |                   |                                |                                |
| 2281105        | VAT Expenses                                 | 742                            | 432,553                             | 950,000                    | 576,000           | 810,000                        | 820,000                        |
|                | <b>Special Financial Transactions</b>        | <b>742</b>                     | <b>432,553</b>                      | <b>950,000</b>             | <b>576,000</b>    | <b>810,000</b>                 | <b>820,000</b>                 |
| <b>22930EE</b> | <b>Tourism Related</b>                       |                                |                                     |                            |                   |                                |                                |
| 2293001        | Operation - Ministry of Tourism              | 52,094,194                     | 0                                   | 0                          | 0                 | 0                              | 0                              |
|                | <b>Tourism Related</b>                       | <b>52,094,194</b>              | <b>0</b>                            | <b>0</b>                   | <b>0</b>          | <b>0</b>                       | <b>0</b>                       |
|                | <b>Use of Goods &amp; Services</b>           | <b>52,231,393</b>              | <b>28,301,809</b>                   | <b>46,341,681</b>          | <b>34,061,877</b> | <b>46,067,071</b>              | <b>46,280,071</b>              |
| <b>25000EE</b> | <b>Subsidies</b>                             |                                |                                     |                            |                   |                                |                                |
| <b>25100EE</b> | <b>Subsidies to Public Corporations</b>      |                                |                                     |                            |                   |                                |                                |
| 2511203        | Bahamasair Holdings Ltd.                     | 13,299,601                     | 17,658,288                          | 22,741,876                 | 19,000,000        | 17,100,000                     | 14,535,000                     |
|                | <b>Subsidies to Public Corporations</b>      | <b>13,299,601</b>              | <b>17,658,288</b>                   | <b>22,741,876</b>          | <b>19,000,000</b> | <b>17,100,000</b>              | <b>14,535,000</b>              |
| <b>25200EE</b> | <b>Subsidies to Private Enterprises</b>      |                                |                                     |                            |                   |                                |                                |
| 2521306        | Grand Bahama Out Island Promotions           | 0                              | 0                                   | 200,000                    | 160,000           | 210,000                        | 220,000                        |
| 2521307        | Bahamas Out Island Promotions                | 0                              | 384,243                             | 750,000                    | 600,000           | 800,000                        | 850,000                        |
|                | <b>Subsidies to Private Enterprises</b>      | <b>0</b>                       | <b>384,243</b>                      | <b>950,000</b>             | <b>760,000</b>    | <b>1,010,000</b>               | <b>1,070,000</b>               |
|                | <b>Subsidies</b>                             | <b>13,299,601</b>              | <b>18,042,531</b>                   | <b>23,691,876</b>          | <b>19,760,000</b> | <b>18,110,000</b>              | <b>15,605,000</b>              |
| <b>26000EE</b> | <b>Grants</b>                                |                                |                                     |                            |                   |                                |                                |
| <b>26200EE</b> | <b>Grants to International Organizations</b> |                                |                                     |                            |                   |                                |                                |
| 2621170        | Membership Fees - Organization               | 0                              | 0                                   | 0                          | 256,434           | 256,434                        | 256,434                        |
|                | <b>Grants to International Organizations</b> | <b>0</b>                       | <b>0</b>                            | <b>0</b>                   | <b>256,434</b>    | <b>256,434</b>                 | <b>256,434</b>                 |

# [Head 067] MINISTRY OF TOURISM & AVIATION



| ITEM NO.       | TITLE OF ITEM  | PROVISIONAL ACTUAL EXPENDITURE | EXPENDITURE (PROVISIONAL) JUL - MAR | REVISED APPROVED ESTIMATES | ESTIMATES          | PRELIMINARY FORECAST ESTIMATES | PRELIMINARY FORECAST ESTIMATES |
|----------------|--|--------------------------------|-------------------------------------|----------------------------|--------------------|--------------------------------|--------------------------------|
|                |  | 2018/2019                      | 2019/2020                           | 2019/2020                  | 2020/2021          | 2021/2022                      | 2022/2023                      |
|                |  | \$                             | \$                                  | \$                         | \$                 | \$                             | \$                             |
|                | <b>Grants</b>  | <b>0</b>                       | <b>0</b>                            | <b>0</b>                   | <b>256,434</b>     | <b>256,434</b>                 | <b>256,434</b>                 |
| <b>27000EE</b> | <b>Social Benefits</b>                                   |                                |                                     |                            |                    |                                |                                |
| <b>27300EE</b> | <b>Pensions &amp; Gratuities</b>                         |                                |                                     |                            |                    |                                |                                |
| 2731101        | Pensions to Officials                                    | 0                              | 13,306                              | 693,000                    | 859,600            | 859,600                        | 859,600                        |
| 2731201        | Public Officials/Staff Gratuities                        | 0                              | 689,682                             | 1,055,000                  | 1,488,500          | 1,498,500                      | 1,508,500                      |
|                | <b>Pensions &amp; Gratuities</b>                         | <b>0</b>                       | <b>702,988</b>                      | <b>1,748,000</b>           | <b>2,348,100</b>   | <b>2,358,100</b>               | <b>2,368,100</b>               |
|                | <b>Social Benefits</b>                                   | <b>0</b>                       | <b>702,988</b>                      | <b>1,748,000</b>           | <b>2,348,100</b>   | <b>2,358,100</b>               | <b>2,368,100</b>               |
| <b>28000EE</b> | <b>Other Payments</b>                                    |                                |                                     |                            |                    |                                |                                |
| <b>28200EE</b> | <b>Transfers N.E.C.</b>                                  |                                |                                     |                            |                    |                                |                                |
| 2821201        | Contributions  | 0                              | 136,673                             | 250,000                    | 200,000            | 250,000                        | 250,000                        |
| 2821407        | Operational Expenses - Airport Authority                 | 5,029,770                      | 3,617,031                           | 6,177,806                  | 4,942,245          | 4,448,021                      | 3,780,817                      |
| 2821410        | Hotel Corporation of The Bahamas                         | 468,336                        | 388,117                             | 562,488                    | 449,990            | 404,991                        | 344,242                        |
| 2821411        | Nassau Flight Services                                   | 1,500,974                      | 1,242,000                           | 1,800,000                  | 1,460,000          | 1,314,000                      | 1,116,900                      |
| 2821414        | Operation - The Gaming Board                             | 5,286,343                      | 4,376,355                           | 6,342,544                  | 5,174,035          | 4,656,632                      | 3,958,137                      |
| 2821417        | Bahamas Civil Aviation Authority                         | 19,155,749                     | 11,606,787                          | 19,131,601                 | 15,305,280         | 13,774,752                     | 11,708,539                     |
|                | <b>Transfers N.E.C.</b>                                  | <b>31,441,172</b>              | <b>21,366,963</b>                   | <b>34,264,439</b>          | <b>27,531,550</b>  | <b>24,848,396</b>              | <b>21,158,635</b>              |
| <b>28300EE</b> | <b>Premiums, Fees &amp; Claims</b>                       |                                |                                     |                            |                    |                                |                                |
| 2831105        | Insurance Premiums - Government Personnel                | 0                              | 1,883,185                           | 2,898,000                  | 3,269,760          | 3,658,400                      | 3,858,400                      |
|                | <b>Premiums, Fees &amp; Claims</b>                       | <b>0</b>                       | <b>1,883,185</b>                    | <b>2,898,000</b>           | <b>3,269,760</b>   | <b>3,658,400</b>               | <b>3,858,400</b>               |
|                | <b>OTHER CHARGES</b>                                     | <b>31,441,172</b>              | <b>23,250,148</b>                   | <b>37,162,439</b>          | <b>30,801,310</b>  | <b>28,506,796</b>              | <b>25,017,035</b>              |
|                | <b>MINISTRY OF TOURISM &amp; AVIATION TOTAL EXPENSES</b> | <b>114,079,196</b>             | <b>84,388,666</b>                   | <b>130,384,780</b>         | <b>106,057,921</b> | <b>116,579,601</b>             | <b>111,615,840</b>             |

The Accounting Officer for this Head is the PERMANENT SECRETARY



# [Head 070] MINISTRY OF LABOUR



| ITEM NO.                   | TITLE OF ITEM                                  | PROVISIONAL      | EXPENDITURE      | REVISED          |                  | PRELIMINARY      | PRELIMINARY      |
|----------------------------|--|------------------|------------------|------------------|------------------|------------------|------------------|
|                            |  | ACTUAL           | (PROVISIONAL)    | APPROVED         |                  | FORECAST         | FORECAST         |
|                            |  | EXPENDITURE      |                  | ESTIMATES        | ESTIMATES        | ESTIMATES        | ESTIMATES        |
|                            |  | JUL - MAR        |                  |                  |                  |                  |                  |
|                            |  | 2018/2019        | 2019/2020        | 2019/2020        | 2020/2021        | 2021/2022        | 2022/2023        |
|                            |  | \$               | \$               | \$               | \$               | \$               | \$               |
| <b>PERSONAL EMOLUMENTS</b> |  |                  |                  |                  |                  |                  |                  |
| <b>21110EE</b>             | <b>Wages &amp; Salaries (In Cash)</b>          |                  |                  |                  |                  |                  |                  |
| 2111101                    | Salary-Permanent/Pensionable                   | 2,921,171        | 1,873,450        | 2,209,448        | 2,263,613        | 2,137,857        | 2,162,857        |
| 2111102                    | Salary-Contract Workers                        | 0                | 292,246          | 713,455          | 713,455          | 713,450          | 727,450          |
| 2111104                    | Salary Adjustments                             | 0                | 0                | 97,764           | 0                | 97,764           | 115,000          |
|                            | <b>Wages &amp; Salaries (In Cash)</b>          | <b>2,921,171</b> | <b>2,165,696</b> | <b>3,020,667</b> | <b>2,977,068</b> | <b>2,949,071</b> | <b>3,005,307</b> |
| <b>21120EE</b>             | <b>Allowances</b>                              |                  |                  |                  |                  |                  |                  |
| 2112101                    | Honoraria                                      | 0                | 0                | 122,200          | 0                | 50,000           | 50,000           |
| 2112102                    | Overtime - Monthly Employees (General)         | 7,159            | 1,465            | 73,720           | 8,000            | 8,000            | 8,000            |
| 2112112                    | Transport & Mileage Allowance                  | 6,536            | 2,625            | 3,600            | 3,600            | 3,690            | 3,690            |
| 2112114                    | Duty Allowance                                 | 5,250            | 3,917            | 5,000            | 5,000            | 5,125            | 5,125            |
| 2112115                    | Responsibility Allowance                       | 23,936           | 11,423           | 23,000           | 23,000           | 23,575           | 23,575           |
| 2112116                    | Acting Allowance                               | 1,957            | 784              | 5,900            | 5,900            | 6,048            | 6,048            |
| 2112122                    | Clothing Allowance                             | 0                | 0                | 500              | 500              | 513              | 513              |
| 2112199                    | Other Allowances                               | 0                | 1,400            | 22,118           | 15,888           | 15,888           | 15,888           |
|                            | <b>Allowances</b>                              | <b>44,838</b>    | <b>21,614</b>    | <b>256,038</b>   | <b>61,888</b>    | <b>112,839</b>   | <b>112,839</b>   |
|                            | <b>Personal Emoluments</b>                     | <b>2,966,009</b> | <b>2,187,310</b> | <b>3,276,705</b> | <b>3,038,956</b> | <b>3,061,910</b> | <b>3,118,146</b> |
| <b>22000EE</b>             | <b>Use of Goods &amp; Services</b>             |                  |                  |                  |                  |                  |                  |
| <b>22111EE</b>             | <b>Domestic Travel &amp; Subsistence</b>       |                  |                  |                  |                  |                  |                  |
| 2211101                    | Air Transport of Persons Within The Bahamas    | 11,520           | 18,238           | 42,560           | 27,928           | 27,928           | 27,928           |
| 2211103                    | Mileage Within The Bahamas                     | 35,096           | 32,920           | 57,000           | 45,600           | 45,600           | 45,600           |
| 2211110                    | Subsistence for Travellers Within The Bahamas  | 8,524            | 14,527           | 38,000           | 30,400           | 30,400           | 34,375           |
| 2211114                    | Incidental Travel Expenses Within The Bahamas  | 695              | 125              | 13,395           | 6,552            | 6,552            | 6,552            |
|                            | <b>Domestic Travel &amp; Subsistence</b>       | <b>55,835</b>    | <b>65,810</b>    | <b>150,955</b>   | <b>110,480</b>   | <b>110,480</b>   | <b>114,455</b>   |
| <b>22112EE</b>             | <b>International Travel &amp; Subsistence</b>  |                  |                  |                  |                  |                  |                  |
| 2211201                    | Air Transport of Persons Outside The Bahamas   | 32,548           | 5,088            | 35,815           | 34,485           | 9,942            | 9,942            |
| 2211210                    | Subsistence for Travellers Outside The Bahamas | 3,590            | 9,171            | 37,050           | 35,720           | 11,128           | 11,128           |
| 2211214                    | Incidental Travel Expenses Outside The Bahamas | 390              | 490              | 2,138            | 2,138            | 321              | 321              |
|                            | <b>International Travel &amp; Subsistence</b>  | <b>36,528</b>    | <b>14,749</b>    | <b>75,003</b>    | <b>72,343</b>    | <b>21,391</b>    | <b>21,391</b>    |
| <b>22210EE</b>             | <b>Rent</b>                                    |                  |                  |                  |                  |                  |                  |
| 2221101                    | Rent - Living Accommodation (General)          | 8,400            | 0                | 0                | 0                | 0                | 0                |
|                            | <b>Rent</b>                                    | <b>8,400</b>     | <b>0</b>         | <b>0</b>         | <b>0</b>         | <b>0</b>         | <b>0</b>         |
| <b>22410EE</b>             | <b>Supplies &amp; Materials</b>                |                  |                  |                  |                  |                  |                  |
| 2241201                    | Office Supplies & Stationery                   | 6,022            | 12,178           | 24,382           | 20,942           | 21,345           | 21,345           |
| 2241205                    | Food, Ice & Drinking Water                     | 8,000            | 24,827           | 42,133           | 37,008           | 44,690           | 44,690           |
| 2241206                    | Publications                                   | 2,700            | 1,919            | 3,800            | 3,040            | 3,040            | 3,040            |

# [Head 070] MINISTRY OF LABOUR



| ITEM NO.       | TITLE OF ITEM   | PROVISIONAL ACTUAL EXPENDITURE | EXPENDITURE (PROVISIONAL) | REVISED APPROVED ESTIMATES | ESTIMATES        | PRELIMINARY FORECAST ESTIMATES | PRELIMINARY FORECAST ESTIMATES |
|----------------|---|--------------------------------|---------------------------|----------------------------|------------------|--------------------------------|--------------------------------|
|                |   | 2018/2019                      | JUL - MAR 2019/2020       | 2019/2020                  | 2020/2021        | 2021/2022                      | 2022/2023                      |
|                |   | \$                             | \$                        | \$                         | \$               | \$                             | \$                             |
| 2241211        | Cleaning & Toilet Supplies                            | 3,409                          | 8,666                     | 15,865                     | 15,865           | 16,430                         | 16,430                         |
| 2241213        | Clothing & Clothing Supplies                          | 996                            | 329                       | 6,175                      | 6,175            | 6,425                          | 6,425                          |
| 2241299        | Other Supplies & Materials                            | 2,976                          | 1,267                     | 6,902                      | 5,522            | 5,522                          | 5,522                          |
|                | <b>Supplies &amp; Materials</b>                       | <b>24,103</b>                  | <b>49,186</b>             | <b>99,257</b>              | <b>88,552</b>    | <b>97,452</b>                  | <b>97,452</b>                  |
| <b>22510EE</b> | <b>Services</b>                                       |                                |                           |                            |                  |                                |                                |
| 2251101        | Printing & Duplication Service                        | 680                            | 15,845                    | 28,405                     | 22,724           | 22,724                         | 22,724                         |
| 2251102        | Advertising & Public Notices                          | 803                            | 100                       | 13,870                     | 1,600            | 1,600                          | 1,600                          |
| 2251107        | Workshops, Conferences, Seminars, Meetings & Exhibits | 260                            | 548                       | 950                        | 760              | 760                            | 760                            |
| 2251108        | Tuition, Training, In-service Awards, Subsistence     | 4,650                          | 1,650                     | 7,600                      | 5,000            | 8,200                          | 8,200                          |
| 2251109        | Licencing & Inspection of Vehicles                    | 975                            | 0                         | 2,900                      | 1,000            | 2,973                          | 2,973                          |
| 2251110        | Postage, Postal Machines & Services                   | 0                              | 0                         | 0                          | 100              | 100                            | 100                            |
| 2251111        | Security Services Contract                            | 367,020                        | 310,710                   | 400,000                    | 480,000          | 500,000                        | 500,211                        |
| 2251115        | Consultancy Services                                  | 0                              | 0                         | 7,000                      | 7,000            | 7,175                          | 7,175                          |
| 2251128        | Fees & Other Charges                                  | 15,871                         | 10,632                    | 18,842                     | 18,842           | 19,834                         | 19,834                         |
| 2251129        | Staff Engagement                                      | 2,279                          | 2,143                     | 2,470                      | 1,235            | 1,235                          | 1,235                          |
| 2251201        | Local Transportation of Goods                         | 7                              | 1,271                     | 2,470                      | 1,976            | 1,976                          | 1,976                          |
| 2251203        | Freight & Express                                     | 0                              | 0                         | 190                        | 152              | 152                            | 152                            |
| 2251302        | Building Maintenance                                  | 460                            | 0                         | 950                        | 760              | 760                            | 760                            |
| 2251320        | Demolition of Dilapidated Buildings                   | 194,719                        | 0                         | 380,000                    | 0                | 380,000                        | 380,000                        |
| 2251337        | Operation of Facilities or Other Services             | 3,935                          | 100                       | 5,700                      | 4,560            | 6,150                          | 6,150                          |
|                | <b>Services</b>                                       | <b>591,659</b>                 | <b>342,999</b>            | <b>871,347</b>             | <b>545,709</b>   | <b>953,639</b>                 | <b>953,850</b>                 |
| <b>22610EE</b> | <b>Minor Capital Repairs</b>                          |                                |                           |                            |                  |                                |                                |
| 2261201        | Transportation Equipment Upkeep                       | 0                              | 0                         | 0                          | 5,000            | 10,000                         | 10,000                         |
|                | <b>Minor Capital Repairs</b>                          | <b>0</b>                       | <b>0</b>                  | <b>0</b>                   | <b>5,000</b>     | <b>10,000</b>                  | <b>10,000</b>                  |
| <b>22710EE</b> | <b>Operational Expenses</b>                           |                                |                           |                            |                  |                                |                                |
| 2271001        | Operational Expenses                                  | 1,160,000                      | 764,019                   | 1,157,225                  | 848,458          | 955,168                        | 822,193                        |
|                | <b>Operational Expenses</b>                           | <b>1,160,000</b>               | <b>764,019</b>            | <b>1,157,225</b>           | <b>848,458</b>   | <b>955,168</b>                 | <b>822,193</b>                 |
| <b>22810EE</b> | <b>Special Financial Transactions</b>                 |                                |                           |                            |                  |                                |                                |
| 2281001        | Special Financial Transactions                        | 35,183                         | 27,414                    | 50,875                     | 50,875           | 54,000                         | 54,000                         |
| 2281105        | VAT Expenses  | 547                            | 199                       | 950                        | 950              | 950                            | 950                            |
|                | <b>Special Financial Transactions</b>                 | <b>35,730</b>                  | <b>27,613</b>             | <b>51,825</b>              | <b>51,825</b>    | <b>54,950</b>                  | <b>54,950</b>                  |
| <b>22910EE</b> | <b>Other</b>  |                                |                           |                            |                  |                                |                                |
| 2291001        | Other Expenses  | 60,039                         | 310,080                   | 2,250,000                  | 1,575,000        | 3,000,000                      | 4,951,548                      |
|                | <b>Other</b>  | <b>60,039</b>                  | <b>310,080</b>            | <b>2,250,000</b>           | <b>1,575,000</b> | <b>3,000,000</b>               | <b>4,951,548</b>               |
|                | <b>Use of Goods &amp; Services</b>                    | <b>1,972,294</b>               | <b>1,574,456</b>          | <b>4,655,612</b>           | <b>3,297,367</b> | <b>5,203,080</b>               | <b>7,025,839</b>               |
| <b>25000EE</b> | <b>Subsidies</b>                                      |                                |                           |                            |                  |                                |                                |

# [Head 070] MINISTRY OF LABOUR



| ITEM NO.       | TITLE OF ITEM                            | PROVISIONAL ACTUAL EXPENDITURE | EXPENDITURE (PROVISIONAL) JUL - MAR | REVISED APPROVED ESTIMATES | ESTIMATES        | PRELIMINARY FORECAST ESTIMATES | PRELIMINARY FORECAST ESTIMATES |
|----------------|--|--------------------------------|-------------------------------------|----------------------------|------------------|--------------------------------|--------------------------------|
|                |  | 2018/2019                      | 2019/2020                           | 2019/2020                  | 2020/2021        | 2021/2022                      | 2022/2023                      |
|                |  | \$                             | \$                                  | \$                         | \$               | \$                             | \$                             |
| <b>25100EE</b> | <b>Subsidies to Public Corporations</b>  |                                |                                     |                            |                  |                                |                                |
| 2511212        | National Maritime Academy                | 0                              | 156,750                             | 237,500                    | 237,500          | 250,000                        | 250,000                        |
|                | <b>Subsidies to Public Corporations</b>  | <b>0</b>                       | <b>156,750</b>                      | <b>237,500</b>             | <b>237,500</b>   | <b>250,000</b>                 | <b>250,000</b>                 |
|                | <b>Subsidies</b>                         | <b>0</b>                       | <b>156,750</b>                      | <b>237,500</b>             | <b>237,500</b>   | <b>250,000</b>                 | <b>250,000</b>                 |
| <b>28000EE</b> | <b>Other Payments</b>                    |                                |                                     |                            |                  |                                |                                |
| <b>28200EE</b> | <b>Transfers N.E.C.</b>                  |                                |                                     |                            |                  |                                |                                |
| 2821601        | Other Contributions                      | 15,530                         | 1,968                               | 11,000                     | 10,000           | 11,002                         | 11,002                         |
| 2821617        | Bahamas National Standards Bureau        | 300,000                        | 198,000                             | 300,000                    | 200,000          | 300,000                        | 300,000                        |
| 2821625        | National Tripartite Secretariat          | 29,488                         | 13,696                              | 30,400                     | 24,320           | 30,400                         | 30,400                         |
|                | <b>Transfers N.E.C.</b>                  | <b>345,018</b>                 | <b>213,664</b>                      | <b>341,400</b>             | <b>234,320</b>   | <b>341,402</b>                 | <b>341,402</b>                 |
|                | <b>OTHER CHARGES</b>                     | <b>345,018</b>                 | <b>213,664</b>                      | <b>341,400</b>             | <b>234,320</b>   | <b>341,402</b>                 | <b>341,402</b>                 |
|                | <b>MINISTRY OF LABOUR TOTAL EXPENSES</b> | <b>5,283,321</b>               | <b>4,132,180</b>                    | <b>8,511,217</b>           | <b>6,808,143</b> | <b>8,856,392</b>               | <b>10,735,387</b>              |

The Accounting Officer for this Head is the PERMANENT SECRETARY

# [Head 072] MINISTRY OF THE ENVIRONMENT & HOUSING



| ITEM NO.                   | TITLE OF ITEM                                  | PROVISIONAL ACTUAL EXPENDITURE | EXPENDITURE (PROVISIONAL) | REVISED APPROVED ESTIMATES | ESTIMATES         | PRELIMINARY FORECAST ESTIMATES | PRELIMINARY FORECAST ESTIMATES |
|----------------------------|--|--------------------------------|---------------------------|----------------------------|-------------------|--------------------------------|--------------------------------|
|                            |  | 2018/2019                      | JUL - MAR 2019/2020       | 2019/2020                  | 2020/2021         | 2021/2022                      | 2022/2023                      |
|                            |  | \$                             | \$                        | \$                         | \$                | \$                             | \$                             |
| <b>PERSONAL EMOLUMENTS</b> |  |                                |                           |                            |                   |                                |                                |
| <b>21110EE</b>             | <b>Wages &amp; Salaries (In Cash)</b>          |                                |                           |                            |                   |                                |                                |
| 2111101                    | Salary-Permanent/Pensionable                   | 6,873,141                      | 5,687,052                 | 6,151,994                  | 8,311,964         | 8,555,214                      | 8,798,464                      |
| 2111102                    | Salary-Contract Workers                        | 435,880                        | 424,300                   | 695,200                    | 400,200           | 400,200                        | 400,200                        |
| 2111201                    | Regular Weekly Wages                           | 2,026,858                      | 607,119                   | 2,366,000                  | 500,000           | 500,000                        | 500,000                        |
|                            | <b>Wages &amp; Salaries (In Cash)</b>          | <b>9,335,879</b>               | <b>6,718,471</b>          | <b>9,213,194</b>           | <b>9,212,164</b>  | <b>9,455,414</b>               | <b>9,698,664</b>               |
| <b>21120EE</b>             | <b>Allowances</b>                              |                                |                           |                            |                   |                                |                                |
| 2112101                    | Honoraria                                      | 36,161                         | 2,050                     | 42,000                     | 15,000            | 15,000                         | 15,000                         |
| 2112102                    | Overtime - Monthly Employees (General)         | 2,778                          | 2,015                     | 10,000                     | 8,000             | 8,000                          | 8,000                          |
| 2112103                    | Housing Allowance                              | 0                              | 0                         | 4,500                      | 0                 | 0                              | 0                              |
| 2112104                    | Scarcity Allowance                             | 0                              | 0                         | 4,500                      | 0                 | 0                              | 0                              |
| 2112105                    | Risk & Hazard Allowance                        | 805,160                        | 603,849                   | 900,000                    | 910,000           | 922,500                        | 922,500                        |
| 2112112                    | Transport & Mileage Allowance                  | 0                              | 0                         | 4,500                      | 0                 | 0                              | 0                              |
| 2112114                    | Duty Allowance                                 | 10,500                         | 7,875                     | 32,340                     | 15,000            | 15,000                         | 15,000                         |
| 2112115                    | Responsibility Allowance                       | 35,114                         | 22,724                    | 32,800                     | 36,800            | 36,800                         | 36,800                         |
| 2112116                    | Acting Allowance                               | 2,548                          | 477                       | 3,600                      | 5,500             | 5,500                          | 5,500                          |
| 2112122                    | Clothing Allowance                             | 0                              | 0                         | 450                        | 200               | 200                            | 200                            |
| 2112132                    | Uniform Allowance                              | 0                              | 0                         | 900                        | 600               | 600                            | 600                            |
|                            | <b>Allowances</b>                              | <b>892,261</b>                 | <b>638,990</b>            | <b>1,035,590</b>           | <b>991,100</b>    | <b>1,003,600</b>               | <b>1,003,600</b>               |
|                            | <b>Personal Emoluments</b>                     | <b>10,228,140</b>              | <b>7,357,461</b>          | <b>10,248,784</b>          | <b>10,203,264</b> | <b>10,459,014</b>              | <b>10,702,264</b>              |
| <b>22000EE</b>             | <b>Use of Goods &amp; Services</b>             |                                |                           |                            |                   |                                |                                |
| <b>22111EE</b>             | <b>Domestic Travel &amp; Subsistence</b>       |                                |                           |                            |                   |                                |                                |
| 2211101                    | Air Transport of Persons Within The Bahamas    | 7,305                          | 22,633                    | 134,330                    | 52,088            | 69,490                         | 69,490                         |
| 2211103                    | Mileage Within The Bahamas                     | 88                             | 850                       | 3,278                      | 2,622             | 3,461                          | 3,461                          |
| 2211110                    | Subsistence for Travellers Within The Bahamas  | 3,086                          | 14,105                    | 169,861                    | 51,148            | 69,258                         | 70,258                         |
| 2211114                    | Incidental Travel Expenses Within The Bahamas  | 0                              | 934                       | 6,650                      | 4,256             | 7,500                          | 7,500                          |
|                            | <b>Domestic Travel &amp; Subsistence</b>       | <b>10,479</b>                  | <b>38,522</b>             | <b>314,119</b>             | <b>110,114</b>    | <b>149,709</b>                 | <b>150,709</b>                 |
| <b>22112EE</b>             | <b>International Travel &amp; Subsistence</b>  |                                |                           |                            |                   |                                |                                |
| 2211201                    | Air Transport of Persons Outside The Bahamas   | 23,722                         | 33,234                    | 101,650                    | 10,200            | 105,500                        | 105,500                        |
| 2211210                    | Subsistence for Travellers Outside The Bahamas | 10,080                         | 20,519                    | 66,500                     | 9,540             | 70,000                         | 70,000                         |
|                            | <b>International Travel &amp; Subsistence</b>  | <b>33,802</b>                  | <b>53,753</b>             | <b>168,150</b>             | <b>19,740</b>     | <b>175,500</b>                 | <b>175,500</b>                 |
| <b>22410EE</b>             | <b>Supplies &amp; Materials</b>                |                                |                           |                            |                   |                                |                                |
| 2241201                    | Office Supplies & Stationery                   | 16,230                         | 7,063                     | 33,307                     | 14,000            | 35,647                         | 36,234                         |
| 2241202                    | Small Equipment & Tools                        | 0                              | 223                       | 1,112                      | 500               | 1,170                          | 1,199                          |
| 2241205                    | Food, Ice & Drinking Water                     | 9,228                          | 5,903                     | 14,272                     | 9,920             | 15,313                         | 15,313                         |
| 2241206                    | Publications                                   | 568                            | 568                       | 2,375                      | 1,900             | 2,563                          | 2,563                          |
| 2241211                    | Cleaning & Toilet Supplies                     | 6,364                          | 3,819                     | 10,640                     | 10,640            | 11,480                         | 11,480                         |

# [Head 072] MINISTRY OF THE ENVIRONMENT & HOUSING



| ITEM NO.       | TITLE OF ITEM   | PROVISIONAL ACTUAL EXPENDITURE | EXPENDITURE (PROVISIONAL) | REVISED APPROVED ESTIMATES | ESTIMATES      | PRELIMINARY FORECAST ESTIMATES | PRELIMINARY FORECAST ESTIMATES |
|----------------|---|--------------------------------|---------------------------|----------------------------|----------------|--------------------------------|--------------------------------|
|                |   | 2018/2019                      | JUL - MAR 2019/2020       | 2019/2020                  | 2020/2021      | 2021/2022                      | 2022/2023                      |
|                |   | \$                             | \$                        | \$                         | \$             | \$                             | \$                             |
| 2241212        | Computer Software Supplies & Materials                | 3,302                          | 1,774                     | 7,695                      | 6,156          | 8,303                          | 8,303                          |
| 2241213        | Clothing & Clothing Supplies                          | 619                            | 142                       | 11,305                     | 5,855          | 11,923                         | 11,923                         |
| 2241220        | Educational Supplies                                  | 505                            | 0                         | 1,283                      | 800            | 800                            | 800                            |
| 2241299        | Other Supplies & Materials                            | 4,085                          | 2,427                     | 4,703                      | 3,763          | 5,074                          | 5,074                          |
|                | <b>Supplies &amp; Materials</b>                       | <b>40,901</b>                  | <b>21,919</b>             | <b>86,692</b>              | <b>53,534</b>  | <b>92,273</b>                  | <b>92,889</b>                  |
| <b>22510EE</b> | <b>Services</b>                                       |                                |                           |                            |                |                                |                                |
| 2251101        | Printing & Duplication Service                        | 7,793                          | 9,132                     | 20,843                     | 16,674         | 30,921                         | 30,921                         |
| 2251102        | Advertising & Public Notices                          | 167                            | 75                        | 855                        | 80,720         | 100,900                        | 100,900                        |
| 2251107        | Workshops, Conferences, Seminars, Meetings & Exhibits | 4,252                          | 2,018                     | 6,840                      | 5,472          | 7,380                          | 7,380                          |
| 2251108        | Tuition, Training, In-service Awards, Subsistence     | 11,305                         | 2,216                     | 22,515                     | 14,502         | 24,038                         | 24,038                         |
| 2251109        | Licencing & Inspection of Vehicles                    | 2,145                          | 1,365                     | 2,500                      | 2,000          | 2,563                          | 2,563                          |
| 2251115        | Consultancy Services                                  | 403,944                        | 248,116                   | 3,865,155                  | 250,000        | 654,500                        | 654,500                        |
| 2251128        | Fees & Other Charges                                  | 11,765                         | 15,546                    | 24,795                     | 20,970         | 21,600                         | 21,600                         |
| 2251129        | Staff Engagement                                      | 13,841                         | 8,785                     | 19,570                     | 9,785          | 21,115                         | 21,115                         |
| 2251201        | Local Transportation of Goods                         | 0                              | 0                         | 1,900                      | 1,520          | 2,000                          | 2,000                          |
| 2251203        | Freight & Express                                     | 0                              | 0                         | 4,750                      | 3,800          | 5,000                          | 5,000                          |
| 2251306        | Computers, Business Machines & Related Equipment      | 0                              | 555                       | 2,850                      | 2,280          | 3,075                          | 3,075                          |
| 2251310        | Grounds Maintenance                                   | 13,214                         | 24,035                    | 42,750                     | 25,000         | 25,000                         | 30,000                         |
| 2251330        | Upkeep & Maintenance of Instruments & Apparatus       | 141                            | 554                       | 1,026                      | 1,080          | 1,107                          | 1,107                          |
| 2251337        | Operation of Facilities or Other Services             | 11,086                         | 19,813                    | 53,390                     | 53,390         | 56,575                         | 56,575                         |
|                | <b>Services</b>                                       | <b>479,653</b>                 | <b>332,210</b>            | <b>4,069,739</b>           | <b>487,193</b> | <b>955,774</b>                 | <b>960,774</b>                 |
| <b>22610EE</b> | <b>Minor Capital Repairs</b>                          |                                |                           |                            |                |                                |                                |
| 2261201        | Transportation Equipment Upkeep                       | 1,659                          | 2,705                     | 4,750                      | 3,800          | 5,375                          | 5,375                          |
|                | <b>Minor Capital Repairs</b>                          | <b>1,659</b>                   | <b>2,705</b>              | <b>4,750</b>               | <b>3,800</b>   | <b>5,375</b>                   | <b>5,375</b>                   |
| <b>22710EE</b> | <b>Operational Expenses</b>                           |                                |                           |                            |                |                                |                                |
| 2271001        | Operational Expenses                                  | 171,904                        | 33,203                    | 226,385                    | 100,000        | 143,800                        | 163,800                        |
|                | <b>Operational Expenses</b>                           | <b>171,904</b>                 | <b>33,203</b>             | <b>226,385</b>             | <b>100,000</b> | <b>143,800</b>                 | <b>163,800</b>                 |
| <b>22810EE</b> | <b>Special Financial Transactions</b>                 |                                |                           |                            |                |                                |                                |
| 2281001        | Special Financial Transactions                        | 66,413                         | 7,696                     | 72,675                     | 25,000         | 25,000                         | 25,000                         |
| 2281105        | VAT Expenses  | 303                            | 138                       | 950                        | 950            | 950                            | 950                            |
| 2281150        | Energy Efficient Residential Lighting Programme       | 8,464                          | 7,202                     | 9,500                      | 10,000         | 10,000                         | 10,000                         |
| 2281162        | International Conferences                             | 70,285                         | 60,081                    | 76,000                     | 25,000         | 82,000                         | 82,000                         |
|                | <b>Special Financial Transactions</b>                 | <b>145,465</b>                 | <b>75,117</b>             | <b>159,125</b>             | <b>60,950</b>  | <b>117,950</b>                 | <b>117,950</b>                 |
|                | <b>Use of Goods &amp; Services</b>                    | <b>883,863</b>                 | <b>557,429</b>            | <b>5,028,960</b>           | <b>835,331</b> | <b>1,640,381</b>               | <b>1,666,997</b>               |
| <b>26000EE</b> | <b>Grants</b>   |                                |                           |                            |                |                                |                                |
| <b>28000EE</b> | <b>Other Payments</b>                                 |                                |                           |                            |                |                                |                                |
| <b>28200EE</b> | <b>Transfers N.E.C.</b>                               |                                |                           |                            |                |                                |                                |

# [Head 072] MINISTRY OF THE ENVIRONMENT & HOUSING



| ITEM NO. | TITLE OF ITEM   | PROVISIONAL ACTUAL EXPENDITURE | EXPENDITURE (PROVISIONAL) JUL - MAR | REVISED APPROVED ESTIMATES | ESTIMATES         | PRELIMINARY FORECAST ESTIMATES | PRELIMINARY FORECAST ESTIMATES |
|----------|---|--------------------------------|-------------------------------------|----------------------------|-------------------|--------------------------------|--------------------------------|
|          |   | 2018/2019                      | 2019/2020                           | 2019/2020                  | 2020/2021         | 2021/2022                      | 2022/2023                      |
|          |   | \$                             | \$                                  | \$                         | \$                | \$                             | \$                             |
| 2821249  | Bahamas National Pride Association                              | 28,512                         | 21,285                              | 32,400                     | 32,400            | 33,210                         | 33,210                         |
| 2821415  | The Bahamas Public Parks and Beaches Authority                  | 13,850,000                     | 19,100,000                          | 25,900,000                 | 15,200,000        | 13,680,000                     | 11,628,000                     |
|          | <b>Transfers N.E.C.</b>   | <b>13,878,512</b>              | <b>19,121,285</b>                   | <b>25,932,400</b>          | <b>15,232,400</b> | <b>13,713,210</b>              | <b>11,661,210</b>              |
|          | <b>OTHER CHARGES</b>  | <b>13,878,512</b>              | <b>19,121,285</b>                   | <b>25,932,400</b>          | <b>15,232,400</b> | <b>13,713,210</b>              | <b>11,661,210</b>              |
|          | <b>MINISTRY OF THE ENVIRONMENT &amp; HOUSING TOTAL EXPENSES</b> | <b>24,990,515</b>              | <b>27,036,175</b>                   | <b>41,210,144</b>          | <b>26,270,995</b> | <b>25,812,605</b>              | <b>24,030,471</b>              |

The Accounting Officer for this Head is the PERMANENT SECRETARY

# [Head 073] DEPARTMENT OF TRANSFORMATION & DIGITIZATION



| ITEM NO.                   | TITLE OF ITEM                                  | PROVISIONAL      | EXPENDITURE      | REVISED           |                   | PRELIMINARY       | PRELIMINARY       |
|----------------------------|--|------------------|------------------|-------------------|-------------------|-------------------|-------------------|
|                            |  | ACTUAL           | (PROVISIONAL)    | APPROVED          |                   | FORECAST          | FORECAST          |
|                            |  | EXPENDITURE      |                  | ESTIMATES         | ESTIMATES         | ESTIMATES         | ESTIMATES         |
|                            |  | JUL - MAR        |                  |                   |                   |                   |                   |
|                            |  | 2018/2019        | 2019/2020        | 2019/2020         | 2020/2021         | 2021/2022         | 2022/2023         |
|                            |  | \$               | \$               | \$                | \$                | \$                | \$                |
| <b>PERSONAL EMOLUMENTS</b> |  |                  |                  |                   |                   |                   |                   |
| <b>21110EE</b>             | <b>Wages &amp; Salaries (In Cash)</b>          |                  |                  |                   |                   |                   |                   |
| 2111101                    | Salary-Permanent/Pensionable                   | 2,765,095        | 2,126,296        | 4,497,702         | 2,926,050         | 3,100,000         | 3,100,000         |
|                            | <b>Wages &amp; Salaries (In Cash)</b>          | <b>2,765,095</b> | <b>2,126,296</b> | <b>4,497,702</b>  | <b>2,926,050</b>  | <b>3,100,000</b>  | <b>3,100,000</b>  |
| <b>21120EE</b>             | <b>Allowances</b>                              |                  |                  |                   |                   |                   |                   |
| 2112102                    | Overtime - Monthly Employees (General)         | 45,886           | 2,980            | 41,926            | 20,000            | 20,000            | 20,000            |
| 2112104                    | Scarcity Allowance                             | 8,333            | 7,500            | 139,320           | 65,000            | 145,000           | 145,000           |
| 2112112                    | Transport & Mileage Allowance                  | 8,500            | 22,450           | 40,800            | 32,640            | 40,800            | 40,800            |
| 2112115                    | Responsibility Allowance                       | 0                | 0                | 2,500             | 0                 | 2,563             | 2,563             |
|                            | <b>Allowances</b>                              | <b>62,719</b>    | <b>32,930</b>    | <b>224,546</b>    | <b>117,640</b>    | <b>208,363</b>    | <b>208,363</b>    |
|                            | <b>Personal Emoluments</b>                     | <b>2,827,814</b> | <b>2,159,226</b> | <b>4,722,248</b>  | <b>3,043,690</b>  | <b>3,308,363</b>  | <b>3,308,363</b>  |
| <b>22000EE</b>             | <b>Use of Goods &amp; Services</b>             |                  |                  |                   |                   |                   |                   |
| <b>22111EE</b>             | <b>Domestic Travel &amp; Subsistence</b>       |                  |                  |                   |                   |                   |                   |
| 2211101                    | Air Transport of Persons Within The Bahamas    | 14,596           | 3,251            | 37,918            | 14,560            | 40,000            | 40,000            |
| 2211110                    | Subsistence for Travellers Within The Bahamas  | 7,527            | 1,010            | 95,738            | 36,380            | 85,000            | 85,000            |
|                            | <b>Domestic Travel &amp; Subsistence</b>       | <b>22,123</b>    | <b>4,261</b>     | <b>133,656</b>    | <b>50,940</b>     | <b>125,000</b>    | <b>125,000</b>    |
| <b>22112EE</b>             | <b>International Travel &amp; Subsistence</b>  |                  |                  |                   |                   |                   |                   |
| 2211201                    | Air Transport of Persons Outside The Bahamas   | 19,072           | 2,257            | 39,558            | 5,400             | 50,000            | 50,000            |
| 2211210                    | Subsistence for Travellers Outside The Bahamas | 58,224           | 6,934            | 45,277            | 7,560             | 68,674            | 68,674            |
|                            | <b>International Travel &amp; Subsistence</b>  | <b>77,296</b>    | <b>9,191</b>     | <b>84,835</b>     | <b>12,960</b>     | <b>118,674</b>    | <b>118,674</b>    |
| <b>22310EE</b>             | <b>Utilities &amp; Communication</b>           |                  |                  |                   |                   |                   |                   |
| 2231101                    | Telephone - Landline                           | 0                | 0                | 0                 | 11,049,383        | 11,049,383        | 11,049,383        |
| 2231102                    | Telephone - Mobile                             | 0                | 0                | 0                 | 6,220,000         | 6,220,000         | 6,220,000         |
| 2231104                    | Operation of Data Centers                      | 8,286,000        | 9,042,256        | 12,532,080        | 20,500,000        | 20,500,000        | 20,500,000        |
| 2231105                    | Cable Services                                 | 0                | 0                | 0                 | 1,080,000         | 1,080,000         | 1,080,000         |
| 2231108                    | Communications - Video Conferencing Network    | 0                | 0                | 0                 | 923,998           | 923,998           | 923,998           |
|                            | <b>Utilities &amp; Communication</b>           | <b>8,286,000</b> | <b>9,042,256</b> | <b>12,532,080</b> | <b>39,773,381</b> | <b>39,773,381</b> | <b>39,773,381</b> |
| <b>22410EE</b>             | <b>Supplies &amp; Materials</b>                |                  |                  |                   |                   |                   |                   |
| 2241201                    | Office Supplies & Stationery                   | 7,369            | 5,687            | 10,260            | 8,640             | 11,000            | 11,000            |
| 2241205                    | Food, Ice & Drinking Water                     | 3,325            | 4,280            | 3,705             | 3,705             | 6,500             | 7,000             |
| 2241206                    | Publications                                   | 747              | 0                | 380               | 304               | 304               | 304               |
| 2241211                    | Cleaning & Toilet Supplies                     | 5,668            | 4,396            | 7,268             | 7,322             | 7,268             | 7,268             |
| 2241212                    | Computer Software Supplies & Materials         | 402,465          | 59,352           | 500,000           | 250,000           | 700,000           | 700,000           |
| 2241213                    | Clothing & Clothing Supplies                   | 0                | 373              | 1,425             | 800               | 1,500             | 1,500             |
| 2241299                    | Other Supplies & Materials                     | 2,099            | 13,123           | 33,345            | 21,000            | 21,341            | 21,341            |
|                            | <b>Supplies &amp; Materials</b>                | <b>421,673</b>   | <b>87,211</b>    | <b>556,383</b>    | <b>291,771</b>    | <b>747,913</b>    | <b>748,413</b>    |

# [Head 073] DEPARTMENT OF TRANSFORMATION & DIGITIZATION



| ITEM NO.       | TITLE OF ITEM   | PROVISIONAL ACTUAL EXPENDITURE | EXPENDITURE (PROVISIONAL) JUL - MAR | REVISED APPROVED ESTIMATES | ESTIMATES         | PRELIMINARY FORECAST ESTIMATES | PRELIMINARY FORECAST ESTIMATES |
|----------------|---|--------------------------------|-------------------------------------|----------------------------|-------------------|--------------------------------|--------------------------------|
|                |   | 2018/2019                      | 2019/2020                           | 2019/2020                  | 2020/2021         | 2021/2022                      | 2022/2023                      |
|                |   | \$                             | \$                                  | \$                         | \$                | \$                             | \$                             |
| <b>22510EE</b> | <b>Services</b>   |                                |                                     |                            |                   |                                |                                |
| 2251101        | Printing & Duplication Service  | 68,166                         | 6,852                               | 17,100                     | 5,000             | 30,000                         | 30,000                         |
| 2251107        | Workshops, Conferences, Seminars, Meetings & Exhibits                 | 322,328                        | 42,458                              | 293,517                    | 120,000           | 355,000                        | 355,000                        |
| 2251108        | Tuition, Training, In-service Awards, Subsistence                     | 21,821                         | 407                                 | 104,354                    | 50,000            | 130,000                        | 130,000                        |
| 2251109        | Licencing & Inspection of Vehicles                                    | 195                            | 195                                 | 1,710                      | 1,755             | 1,368                          | 1,368                          |
| 2251110        | Postage, Postal Machines & Services                                   | 0                              | 0                                   | 0                          | 100               | 100                            | 100                            |
| 2251115        | Consultancy Services  | 598,215                        | 898,405                             | 2,465,538                  | 1,614,025         | 1,614,026                      | 1,614,026                      |
| 2251128        | Fees & Other Charges  | 0                              | 4,469                               | 8,550                      | 7,000             | 10,000                         | 10,000                         |
| 2251129        | Staff Engagement  | 2,756                          | 2,391                               | 3,010                      | 1,505             | 1,505                          | 1,505                          |
| 2251203        | Freight & Express   | 0                              | 0                                   | 0                          | 500               | 700                            | 900                            |
| 2251303        | Equipment Maintenance   | 2,899,258                      | 2,628,603                           | 4,546,325                  | 3,600,000         | 6,000,000                      | 6,000,000                      |
| 2251306        | Computers, Business Machines & Related Equipment                      | 1,947,171                      | 172,231                             | 482,670                    | 400,000           | 800,000                        | 800,000                        |
| 2251336        | Sanitact Maintenance Contract   | 0                              | 0                                   | 0                          | 1,550             | 3,000                          | 3,000                          |
|                | <b>Services</b>   | <b>5,859,910</b>               | <b>3,756,011</b>                    | <b>7,922,774</b>           | <b>5,801,435</b>  | <b>8,945,699</b>               | <b>8,945,899</b>               |
| <b>22610EE</b> | <b>Minor Capital Repairs</b>  |                                |                                     |                            |                   |                                |                                |
| 2261201        | Transportation Equipment Upkeep                                       | 5,482                          | 1,678                               | 5,700                      | 4,560             | 4,560                          | 4,560                          |
|                | <b>Minor Capital Repairs</b>  | <b>5,482</b>                   | <b>1,678</b>                        | <b>5,700</b>               | <b>4,560</b>      | <b>4,560</b>                   | <b>4,560</b>                   |
|                | <b>Use of Goods &amp; Services</b>                                    | <b>14,672,484</b>              | <b>12,900,608</b>                   | <b>21,235,428</b>          | <b>45,935,047</b> | <b>49,715,227</b>              | <b>49,715,927</b>              |
| <b>28000EE</b> | <b>Other Payments</b>   |                                |                                     |                            |                   |                                |                                |
| <b>28200EE</b> | <b>Transfers N.E.C.</b>   |                                |                                     |                            |                   |                                |                                |
| 2821101        | Contributions   | 18,957                         | 6,953                               | 19,630                     | 19,000            | 30,000                         | 30,000                         |
| 2821690        | E-Commerce Development  | 0                              | 0                                   | 0                          | 100,000           | 100,000                        | 100,000                        |
|                | <b>Transfers N.E.C.</b>   | <b>18,957</b>                  | <b>6,953</b>                        | <b>19,630</b>              | <b>119,000</b>    | <b>130,000</b>                 | <b>130,000</b>                 |
|                | <b>OTHER CHARGES</b>  | <b>18,957</b>                  | <b>6,953</b>                        | <b>19,630</b>              | <b>119,000</b>    | <b>130,000</b>                 | <b>130,000</b>                 |
|                | <b>DEPARTMENT OF TRANSFORMATION &amp; DIGITIZATION TOTAL EXPENSES</b> | <b>17,519,255</b>              | <b>15,066,787</b>                   | <b>25,977,306</b>          | <b>49,097,737</b> | <b>53,153,590</b>              | <b>53,154,290</b>              |

The Accounting Officer for this Head is the PERMANENT SECRETARY





| ITEM NO.                   | TITLE OF ITEM                                  | PROVISIONAL ACTUAL EXPENDITURE | EXPENDITURE (PROVISIONAL) | REVISED APPROVED ESTIMATES | ESTIMATES        | PRELIMINARY FORECAST ESTIMATES | PRELIMINARY FORECAST ESTIMATES |
|----------------------------|--|--------------------------------|---------------------------|----------------------------|------------------|--------------------------------|--------------------------------|
|                            |  | 2018/2019                      | JUL - MAR 2019/2020       | 2019/2020                  | 2020/2021        | 2021/2022                      | 2022/2023                      |
|                            |  | \$                             | \$                        | \$                         | \$               | \$                             | \$                             |
| <b>PERSONAL EMOLUMENTS</b> |  |                                |                           |                            |                  |                                |                                |
| <b>21110EE</b>             | <b>Wages &amp; Salaries (In Cash)</b>          |                                |                           |                            |                  |                                |                                |
| 2111101                    | Salary-Permanent/Pensionable                   | 636,465                        | 523,678                   | 605,000                    | 688,450          | 815,000                        | 826,550                        |
| 2111102                    | Salary-Contract Workers                        | 306,391                        | 247,417                   | 519,000                    | 375,000          | 660,000                        | 660,000                        |
| 2111204                    | Special Employment Projects                    | 725,971                        | 390,898                   | 1,000,000                  | 1,000,000        | 1,550,000                      | 1,550,000                      |
|                            | <b>Wages &amp; Salaries (In Cash)</b>          | <b>1,668,827</b>               | <b>1,161,993</b>          | <b>2,124,000</b>           | <b>2,063,450</b> | <b>3,025,000</b>               | <b>3,036,550</b>               |
| <b>21120EE</b>             | <b>Allowances</b>                              |                                |                           |                            |                  |                                |                                |
| 2112102                    | Overtime - Monthly Employees (General)         | 24,146                         | 55,835                    | 105,000                    | 5,000            | 5,125                          | 5,125                          |
| 2112103                    | Housing Allowance                              | 42,000                         | 31,500                    | 42,000                     | 54,000           | 54,000                         | 54,000                         |
| 2112114                    | Duty Allowance                                 | 5,082                          | 3,750                     | 10,500                     | 10,500           | 10,763                         | 10,763                         |
| 2112115                    | Responsibility Allowance                       | 15,167                         | 10,582                    | 30,400                     | 30,400           | 31,160                         | 31,160                         |
| 2112116                    | Acting Allowance                               | 0                              | 0                         | 11,600                     | 11,600           | 11,890                         | 11,890                         |
| 2112125                    | Disturbance Allowance/Geographical             | 400                            | 0                         | 8,400                      | 8,400            | 8,610                          | 8,610                          |
|                            | <b>Allowances</b>                              | <b>86,795</b>                  | <b>101,667</b>            | <b>207,900</b>             | <b>119,900</b>   | <b>121,548</b>                 | <b>121,548</b>                 |
|                            | <b>Personal Emoluments</b>                     | <b>1,755,622</b>               | <b>1,263,660</b>          | <b>2,331,900</b>           | <b>2,183,350</b> | <b>3,146,548</b>               | <b>3,158,098</b>               |
| <b>22000EE</b>             | <b>Use of Goods &amp; Services</b>             |                                |                           |                            |                  |                                |                                |
| <b>22111EE</b>             | <b>Domestic Travel &amp; Subsistence</b>       |                                |                           |                            |                  |                                |                                |
| 2211101                    | Air Transport of Persons Within The Bahamas    | 38,933                         | 84,327                    | 142,920                    | 120,000          | 160,442                        | 160,442                        |
| 2211110                    | Subsistence for Travellers Within The Bahamas  | 9,239                          | 14,592                    | 173,750                    | 20,000           | 25,000                         | 25,000                         |
|                            | <b>Domestic Travel &amp; Subsistence</b>       | <b>48,172</b>                  | <b>98,919</b>             | <b>316,670</b>             | <b>140,000</b>   | <b>185,442</b>                 | <b>185,442</b>                 |
| <b>22112EE</b>             | <b>International Travel &amp; Subsistence</b>  |                                |                           |                            |                  |                                |                                |
| 2211201                    | Air Transport of Persons Outside The Bahamas   | 7,151                          | 2,090                     | 9,500                      | 900              | 10,250                         | 10,250                         |
| 2211210                    | Subsistence for Travellers Outside The Bahamas | 1,750                          | 240                       | 1,900                      | 450              | 2,050                          | 2,050                          |
|                            | <b>International Travel &amp; Subsistence</b>  | <b>8,901</b>                   | <b>2,330</b>              | <b>11,400</b>              | <b>1,350</b>     | <b>12,300</b>                  | <b>12,300</b>                  |
| <b>22310EE</b>             | <b>Utilities &amp; Communication</b>           |                                |                           |                            |                  |                                |                                |
| 2231101                    | Telephone - Landline                           | 0                              | 0                         | 50,000                     | 0                | 0                              | 0                              |
| 2231201                    | Electricity                                    | 4,399,573                      | 1,921,562                 | 4,370,000                  | 4,000,000        | 4,600,000                      | 4,715,523                      |
| 2231202                    | Street Lighting                                | 421,599                        | 217,403                   | 551,000                    | 400,000          | 560,000                        | 590,000                        |
| 2231301                    | Water Supply                                   | 723,396                        | 233,620                   | 950,000                    | 375,000          | 445,000                        | 450,000                        |
|                            | <b>Utilities &amp; Communication</b>           | <b>5,544,568</b>               | <b>2,372,585</b>          | <b>5,921,000</b>           | <b>4,775,000</b> | <b>5,605,000</b>               | <b>5,755,523</b>               |
| <b>22410EE</b>             | <b>Supplies &amp; Materials</b>                |                                |                           |                            |                  |                                |                                |
| 2241101                    | Gasoline                                       | 97,641                         | 165,624                   | 300,000                    | 200,000          | 223,000                        | 223,000                        |
| 2241201                    | Office Supplies & Stationery                   | 218,959                        | 49,610                    | 118,750                    | 90,000           | 130,000                        | 135,000                        |
| 2241205                    | Food, Ice & Drinking Water                     | 40,186                         | 34,332                    | 157,000                    | 55,000           | 70,000                         | 70,000                         |
| 2241206                    | Publications                                   | 7,632                          | 1,412                     | 4,750                      | 5,500            | 6,000                          | 6,000                          |
| 2241207                    | Ceremonial Events                              | 130,396                        | 146,719                   | 150,000                    | 82,500           | 170,000                        | 170,000                        |



| ITEM NO.       | TITLE OF ITEM   | PROVISIONAL ACTUAL EXPENDITURE | EXPENDITURE (PROVISIONAL) JUL - MAR | REVISED APPROVED ESTIMATES | ESTIMATES        | PRELIMINARY FORECAST ESTIMATES | PRELIMINARY FORECAST ESTIMATES |
|----------------|---|--------------------------------|-------------------------------------|----------------------------|------------------|--------------------------------|--------------------------------|
|                |   | 2018/2019                      | 2019/2020                           | 2019/2020                  | 2020/2021        | 2021/2022                      | 2022/2023                      |
|                |   | \$                             | \$                                  | \$                         | \$               | \$                             | \$                             |
| 2241211        | Cleaning & Toilet Supplies                            | 47,556                         | 11,925                              | 76,000                     | 75,000           | 75,000                         | 80,000                         |
| 2241212        | Computer Software Supplies & Materials                | 500                            | 0                                   | 2,375                      | 1,500            | 2,563                          | 2,563                          |
|                | <b>Supplies &amp; Materials</b>                       | <b>542,870</b>                 | <b>409,622</b>                      | <b>808,875</b>             | <b>509,500</b>   | <b>676,563</b>                 | <b>686,563</b>                 |
| <b>22510EE</b> | <b>Services</b>                                       |                                |                                     |                            |                  |                                |                                |
| 2251101        | Printing & Duplication Service                        | 49,879                         | 33,195                              | 76,000                     | 70,000           | 85,000                         | 86,000                         |
| 2251102        | Advertising & Public Notices                          | 1,765                          | 0                                   | 3,800                      | 4,000            | 4,100                          | 4,100                          |
| 2251103        | Marketing & Promotion                                 | 163,316                        | 79,898                              | 285,000                    | 250,000          | 325,000                        | 350,000                        |
| 2251107        | Workshops, Conferences, Seminars, Meetings & Exhibits | 4,384                          | 17,700                              | 47,500                     | 45,000           | 60,000                         | 62,000                         |
| 2251109        | Licencing & Inspection of Vehicles                    | 1,980                          | 0                                   | 4,500                      | 5,000            | 6,000                          | 6,500                          |
| 2251110        | Postage, Postal Machines & Services                   | 67                             | 79                                  | 475                        | 450              | 500                            | 500                            |
| 2251115        | Consultancy Services                                  | 339,539                        | 48,157                              | 345,000                    | 95,000           | 265,000                        | 270,000                        |
| 2251128        | Fees & Other Charges                                  | 8,461                          | 7,498                               | 14,250                     | 17,900           | 22,000                         | 25,000                         |
| 2251129        | Staff Engagement                                      | 0                              | 0                                   | 3,800                      | 0                | 0                              | 0                              |
| 2251199        | Other Services  | 426,153                        | 173,790                             | 1,530,000                  | 1,000,000        | 1,810,000                      | 1,810,000                      |
| 2251201        | Local Transportation of Goods                         | 409                            | 66                                  | 475                        | 4,000            | 4,200                          | 4,250                          |
| 2251203        | Freight & Express                                     | 1,597                          | 1,549                               | 2,613                      | 500              | 513                            | 540                            |
| 2251302        | Building Maintenance                                  | 175,802                        | 43,719                              | 95,000                     | 100,000          | 105,000                        | 115,000                        |
| 2251306        | Computers, Business Machines & Related Equipment      | 0                              | 0                                   | 380                        | 400              | 420                            | 450                            |
| 2251307        | Maintenance of Generators, A/C & Other Machinery      | 6,132                          | 1,583                               | 6,840                      | 7,200            | 7,380                          | 7,480                          |
| 2251310        | Grounds Maintenance                                   | 22,837                         | 7,668                               | 14,250                     | 18,000           | 22,000                         | 22,000                         |
| 2251337        | Operation of Facilities or Other Services             | 8,659                          | 5,802                               | 9,500                      | 5,000            | 10,250                         | 10,250                         |
| 2251340        | Special Maintenance Contracts                         | 5,248                          | 0                                   | 5,700                      | 6,000            | 6,150                          | 6,150                          |
|                | <b>Services</b>                                       | <b>1,216,228</b>               | <b>420,704</b>                      | <b>2,445,083</b>           | <b>1,628,450</b> | <b>2,733,513</b>               | <b>2,780,220</b>               |
| <b>22610EE</b> | <b>Minor Capital Repairs</b>                          |                                |                                     |                            |                  |                                |                                |
| 2261201        | Transportation Equipment Upkeep                       | 13,557                         | 7,524                               | 23,700                     | 20,000           | 40,000                         | 42,000                         |
|                | <b>Minor Capital Repairs</b>                          | <b>13,557</b>                  | <b>7,524</b>                        | <b>23,700</b>              | <b>20,000</b>    | <b>40,000</b>                  | <b>42,000</b>                  |
| <b>22810EE</b> | <b>Special Financial Transactions</b>                 |                                |                                     |                            |                  |                                |                                |
| 2281105        | VAT Expenses  | 344                            | 78                                  | 1,000                      | 950              | 950                            | 950                            |
| 2281178        | Provision For Contingencies                           | 480,006                        | 147,436                             | 350,000                    | 275,000          | 400,000                        | 425,000                        |
|                | <b>Special Financial Transactions</b>                 | <b>480,350</b>                 | <b>147,514</b>                      | <b>351,000</b>             | <b>275,950</b>   | <b>400,950</b>                 | <b>425,950</b>                 |
|                | <b>Use of Goods &amp; Services</b>                    | <b>7,854,646</b>               | <b>3,459,198</b>                    | <b>9,877,728</b>           | <b>7,350,250</b> | <b>9,653,768</b>               | <b>9,887,998</b>               |
| <b>25000EE</b> | <b>Subsidies</b>                                      |                                |                                     |                            |                  |                                |                                |
| <b>25200EE</b> | <b>Subsidies to Private Enterprises</b>               |                                |                                     |                            |                  |                                |                                |
| 2521009        | Support for Small Business Development Centre         | 344,173                        | 188,881                             | 450,000                    | 250,000          | 550,000                        | 550,000                        |
|                | <b>Subsidies to Private Enterprises</b>               | <b>344,173</b>                 | <b>188,881</b>                      | <b>450,000</b>             | <b>250,000</b>   | <b>550,000</b>                 | <b>550,000</b>                 |
|                | <b>Subsidies</b>                                      | <b>344,173</b>                 | <b>188,881</b>                      | <b>450,000</b>             | <b>250,000</b>   | <b>550,000</b>                 | <b>550,000</b>                 |

# [Head 074] MINISTRY FOR GRAND BAHAMA



| ITEM NO. | TITLE OF ITEM                            | PROVISIONAL | EXPENDITURE   | REVISED    |           | PRELIMINARY | PRELIMINARY |
|----------|--|-------------|---------------|------------|-----------|-------------|-------------|
|          |  | ACTUAL      | (PROVISIONAL) | APPROVED   |           | FORECAST    | FORECAST    |
|          |  | EXPENDITURE |               | ESTIMATES  | ESTIMATES | ESTIMATES   | ESTIMATES   |
|          |  | JUL - MAR   |               |            |           |             |             |
|          |  | 2018/2019   | 2019/2020     | 2019/2020  | 2020/2021 | 2021/2022   | 2022/2023   |
|          |  | \$          | \$            | \$         | \$        | \$          | \$          |
| 27000EE  | Social Benefits                          |             |               |            |           |             |             |
| 27200EE  | Social Assistance Benefits               |             |               |            |           |             |             |
| 2721001  | Social Assistance Benefits               | 0           | 0             | 10,000     | 10,000    | 10,250      | 10,250      |
|          | Social Assistance Benefits               | 0           | 0             | 10,000     | 10,000    | 10,250      | 10,250      |
|          | Social Benefits                          | 0           | 0             | 10,000     | 10,000    | 10,250      | 10,250      |
|          | MINISTRY FOR GRAND BAHAMA TOTAL EXPENSES | 9,954,441   | 4,911,739     | 12,669,628 | 9,793,600 | 13,360,566  | 13,606,346  |

The Accounting Officer for this Head is the PERMANENT SECRETARY

# [Head 075] MINISTRY OF DISASTER PREPAREDNESS, MANAGEMENT & RECONSTRUCTION



| ITEM NO.                   | TITLE OF ITEM                                  | PROVISIONAL | EXPENDITURE   | REVISED   |                | PRELIMINARY      | PRELIMINARY      |
|----------------------------|--|-------------|---------------|-----------|----------------|------------------|------------------|
|                            |  | ACTUAL      | (PROVISIONAL) | APPROVED  |                | FORECAST         | FORECAST         |
|                            |  | EXPENDITURE | JUL - MAR     | ESTIMATES | ESTIMATES      | ESTIMATES        | ESTIMATES        |
|                            |  | 2018/2019   | 2019/2020     | 2019/2020 | 2020/2021      | 2021/2022        | 2022/2023        |
|                            |  | \$          | \$            | \$        | \$             | \$               | \$               |
| <b>PERSONAL EMOLUMENTS</b> |  |             |               |           |                |                  |                  |
| <b>21110EE</b>             | <b>Wages &amp; Salaries (In Cash)</b>          |             |               |           |                |                  |                  |
| 2111101                    | Salary-Permanent/Pensionable                   | 0           | 0             | 0         | 150,000        | 700,000          | 700,000          |
| 2111102                    | Salary-Contract Workers                        | 0           | 0             | 0         | 0              | 400,000          | 450,000          |
|                            | <b>Wages &amp; Salaries (In Cash)</b>          | <b>0</b>    | <b>0</b>      | <b>0</b>  | <b>150,000</b> | <b>1,100,000</b> | <b>1,150,000</b> |
| <b>21120EE</b>             | <b>Allowances</b>                              |             |               |           |                |                  |                  |
| 2112101                    | Honoraria                                      | 0           | 0             | 0         | 15,000         | 15,200           | 15,400           |
| 2112102                    | Overtime - Monthly Employees (General)         | 0           | 0             | 0         | 5,000          | 5,000            | 5,000            |
| 2112103                    | Housing Allowance                              | 0           | 0             | 0         | 42,000         | 42,000           | 42,000           |
| 2112112                    | Transport & Mileage Allowance                  | 0           | 0             | 0         | 6,000          | 6,000            | 6,000            |
| 2112114                    | Duty Allowance                                 | 0           | 0             | 0         | 4,200          | 4,200            | 4,200            |
| 2112115                    | Responsibility Allowance                       | 0           | 0             | 0         | 14,000         | 14,000           | 14,000           |
| 2112116                    | Acting Allowance                               | 0           | 0             | 0         | 5,000          | 5,000            | 5,000            |
| 2112122                    | Clothing Allowance                             | 0           | 0             | 0         | 1,400          | 0                | 0                |
|                            | <b>Allowances</b>                              | <b>0</b>    | <b>0</b>      | <b>0</b>  | <b>92,600</b>  | <b>91,400</b>    | <b>91,600</b>    |
|                            | <b>Personal Emoluments</b>                     | <b>0</b>    | <b>0</b>      | <b>0</b>  | <b>242,600</b> | <b>1,191,400</b> | <b>1,241,600</b> |
| <b>22000EE</b>             | <b>Use of Goods &amp; Services</b>             |             |               |           |                |                  |                  |
| <b>22111EE</b>             | <b>Domestic Travel &amp; Subsistence</b>       |             |               |           |                |                  |                  |
| 2211101                    | Air Transport of Persons Within The Bahamas    | 0           | 0             | 0         | 28,000         | 85,000           | 70,000           |
| 2211110                    | Subsistence for Travellers Within The Bahamas  | 0           | 0             | 0         | 12,000         | 15,000           | 15,000           |
| 2211114                    | Incidental Travel Expenses Within The Bahamas  | 0           | 0             | 0         | 3,200          | 4,000            | 4,000            |
|                            | <b>Domestic Travel &amp; Subsistence</b>       | <b>0</b>    | <b>0</b>      | <b>0</b>  | <b>43,200</b>  | <b>104,000</b>   | <b>89,000</b>    |
| <b>22112EE</b>             | <b>International Travel &amp; Subsistence</b>  |             |               |           |                |                  |                  |
| 2211201                    | Air Transport of Persons Outside The Bahamas   | 0           | 0             | 0         | 7,500          | 25,200           | 25,400           |
| 2211210                    | Subsistence for Travellers Outside The Bahamas | 0           | 0             | 0         | 7,500          | 25,500           | 26,000           |
|                            | <b>International Travel &amp; Subsistence</b>  | <b>0</b>    | <b>0</b>      | <b>0</b>  | <b>15,000</b>  | <b>50,700</b>    | <b>51,400</b>    |
| <b>22410EE</b>             | <b>Supplies &amp; Materials</b>                |             |               |           |                |                  |                  |
| 2241201                    | Office Supplies & Stationery                   | 0           | 0             | 0         | 20,000         | 20,200           | 20,400           |
| 2241205                    | Food, Ice & Drinking Water                     | 0           | 0             | 0         | 7,500          | 7,500            | 7,500            |
| 2241206                    | Publications                                   | 0           | 0             | 0         | 2,400          | 2,400            | 2,400            |
| 2241207                    | Ceremonial Events                              | 0           | 0             | 0         | 4,000          | 4,000            | 4,000            |
| 2241211                    | Cleaning & Toilet Supplies                     | 0           | 0             | 0         | 7,000          | 7,200            | 7,400            |
| 2241212                    | Computer Software Supplies & Materials         | 0           | 0             | 0         | 8,000          | 8,000            | 8,000            |
| 2241213                    | Clothing & Clothing Supplies                   | 0           | 0             | 0         | 1,600          | 1,650            | 1,700            |
| 2241299                    | Other Supplies & Materials                     | 0           | 0             | 0         | 4,000          | 4,000            | 4,000            |
|                            | <b>Supplies &amp; Materials</b>                | <b>0</b>    | <b>0</b>      | <b>0</b>  | <b>54,500</b>  | <b>54,950</b>    | <b>55,400</b>    |

# [Head 075] MINISTRY OF DISASTER PREPAREDNESS, MANAGEMENT & RECONSTRUCTION



| ITEM NO.       | TITLE OF ITEM  | PROVISIONAL | EXPENDITURE   | REVISED   |                   | PRELIMINARY      | PRELIMINARY      |
|----------------|--|-------------|---------------|-----------|-------------------|------------------|------------------|
|                |  | ACTUAL      | (PROVISIONAL) | APPROVED  |                   | FORECAST         | FORECAST         |
|                |  | EXPENDITURE |               | ESTIMATES | ESTIMATES         | ESTIMATES        | ESTIMATES        |
|                |  | JUL - MAR   |               |           |                   |                  |                  |
|                |  | 2018/2019   | 2019/2020     | 2019/2020 | 2020/2021         | 2021/2022        | 2022/2023        |
|                |  | \$          | \$            | \$        | \$                | \$               | \$               |
| <b>22510EE</b> | <b>Services</b>  |             |               |           |                   |                  |                  |
| 2251101        | Printing & Duplication Service   | 0           | 0             | 0         | 19,300            | 19,350           | 19,370           |
| 2251102        | Advertising & Public Notices   | 0           | 0             | 0         | 10,000            | 10,000           | 10,000           |
| 2251107        | Workshops, Conferences, Seminars, Meetings & Exhibits  | 0           | 0             | 0         | 30,000            | 30,000           | 30,000           |
| 2251109        | Licencing & Inspection of Vehicles   | 0           | 0             | 0         | 2,000             | 2,200            | 2,400            |
| 2251115        | Consultancy Services   | 0           | 0             | 0         | 30,000            | 30,000           | 30,000           |
| 2251128        | Fees & Other Charges   | 0           | 0             | 0         | 5,000             | 5,000            | 5,000            |
| 2251129        | Staff Engagement   | 0           | 0             | 0         | 1,500             | 1,500            | 1,500            |
| 2251201        | Local Transportation of Goods  | 0           | 0             | 0         | 1,500             | 1,550            | 1,570            |
| 2251203        | Freight & Express  | 0           | 0             | 0         | 1,500             | 1,570            | 1,590            |
| 2251337        | Operation of Facilities or Other Services  | 0           | 0             | 0         | 15,000            | 15,000           | 15,000           |
| 2251348        | Debris Management  | 0           | 0             | 0         | 10,000,000        | 0                | 0                |
| 2251399        | Other Contractual Services   | 0           | 0             | 0         | 5,000             | 5,000            | 5,000            |
|                | <b>Services</b>  | <b>0</b>    | <b>0</b>      | <b>0</b>  | <b>10,120,800</b> | <b>121,170</b>   | <b>121,430</b>   |
| <b>22610EE</b> | <b>Minor Capital Repairs</b>   |             |               |           |                   |                  |                  |
| 2261201        | Transportation Equipment Upkeep  | 0           | 0             | 0         | 10,000            | 10,000           | 10,000           |
|                | <b>Minor Capital Repairs</b>   | <b>0</b>    | <b>0</b>      | <b>0</b>  | <b>10,000</b>     | <b>10,000</b>    | <b>10,000</b>    |
| <b>22710EE</b> | <b>Operational Expenses</b>  |             |               |           |                   |                  |                  |
| 2271001        | Operational Expenses   | 0           | 0             | 0         | 500,000           | 700,000          | 775,000          |
|                | <b>Operational Expenses</b>  | <b>0</b>    | <b>0</b>      | <b>0</b>  | <b>500,000</b>    | <b>700,000</b>   | <b>775,000</b>   |
| <b>22810EE</b> | <b>Special Financial Transactions</b>  |             |               |           |                   |                  |                  |
| 2281178        | Provision For Contingencies  | 0           | 0             | 0         | 50,000            | 50,000           | 50,000           |
|                | <b>Special Financial Transactions</b>  | <b>0</b>    | <b>0</b>      | <b>0</b>  | <b>50,000</b>     | <b>50,000</b>    | <b>50,000</b>    |
|                | <b>Use of Goods &amp; Services</b>   | <b>0</b>    | <b>0</b>      | <b>0</b>  | <b>10,793,500</b> | <b>1,090,820</b> | <b>1,152,230</b> |
| <b>28000EE</b> | <b>Other Payments</b>  |             |               |           |                   |                  |                  |
| <b>28200EE</b> | <b>Transfers N.E.C.</b>  |             |               |           |                   |                  |                  |
| 2821420        | BAH Disaster Reconstruction Authority  | 0           | 0             | 0         | 200,000           | 500,000          | 600,000          |
|                | <b>Transfers N.E.C.</b>  | <b>0</b>    | <b>0</b>      | <b>0</b>  | <b>200,000</b>    | <b>500,000</b>   | <b>600,000</b>   |
|                | <b>OTHER CHARGES</b>   | <b>0</b>    | <b>0</b>      | <b>0</b>  | <b>200,000</b>    | <b>500,000</b>   | <b>600,000</b>   |
|                | <b>MINISTRY OF DISASTER PREPAREDNESS,<br/>MANAGEMENT &amp; RECONSTRUCTION TOTAL<br/>EXPENSES</b> | <b>0</b>    | <b>0</b>      | <b>0</b>  | <b>11,236,100</b> | <b>2,782,220</b> | <b>2,993,830</b> |

The Accounting Officer for this Head is the PERMANENT SECRETARY

# [Head 076] OFFICE OF THE DIRECTOR OF PUBLIC PROSECUTIONS



| ITEM NO.                   | TITLE OF ITEM                                  | PROVISIONAL | EXPENDITURE   | REVISED   |                  | PRELIMINARY      | PRELIMINARY      |
|----------------------------|--|-------------|---------------|-----------|------------------|------------------|------------------|
|                            |  | ACTUAL      | (PROVISIONAL) | APPROVED  |                  | FORECAST         | FORECAST         |
|                            |  | EXPENDITURE |               | ESTIMATES | ESTIMATES        | ESTIMATES        | ESTIMATES        |
|                            |  | JUL - MAR   |               |           |                  |                  |                  |
|                            |  | 2018/2019   | 2019/2020     | 2019/2020 | 2020/2021        | 2021/2022        | 2022/2023        |
|                            |  | \$          | \$            | \$        | \$               | \$               | \$               |
| <b>PERSONAL EMOLUMENTS</b> |  |             |               |           |                  |                  |                  |
| <b>21110EE</b>             | <b>Wages &amp; Salaries (In Cash)</b>          |             |               |           |                  |                  |                  |
| 2111101                    | Salary-Permanent/Pensionable                   | 0           | 0             | 0         | 1,734,722        | 1,764,432        | 1,779,287        |
| 2111102                    | Salary-Contract Workers                        | 0           | 0             | 0         | 518,760          | 518,760          | 518,760          |
|                            | <b>Wages &amp; Salaries (In Cash)</b>          | <b>0</b>    | <b>0</b>      | <b>0</b>  | <b>2,253,482</b> | <b>2,283,192</b> | <b>2,298,047</b> |
| <b>21120EE</b>             | <b>Allowances</b>                              |             |               |           |                  |                  |                  |
| 2112102                    | Overtime - Monthly Employees (General)         | 0           | 0             | 0         | 5,000            | 5,000            | 5,000            |
| 2112103                    | Housing Allowance                              | 0           | 0             | 0         | 100,000          | 100,000          | 100,000          |
| 2112104                    | Scarcity Allowance                             | 0           | 0             | 0         | 157,500          | 157,500          | 157,500          |
| 2112112                    | Transport & Mileage Allowance                  | 0           | 0             | 0         | 162,600          | 162,600          | 162,600          |
| 2112115                    | Responsibility Allowance                       | 0           | 0             | 0         | 32,500           | 32,500           | 32,500           |
| 2112116                    | Acting Allowance                               | 0           | 0             | 0         | 5,000            | 5,000            | 5,000            |
|                            | <b>Allowances</b>                              | <b>0</b>    | <b>0</b>      | <b>0</b>  | <b>462,600</b>   | <b>462,600</b>   | <b>462,600</b>   |
|                            | <b>Personal Emoluments</b>                     | <b>0</b>    | <b>0</b>      | <b>0</b>  | <b>2,716,082</b> | <b>2,745,792</b> | <b>2,760,647</b> |
| <b>22000EE</b>             | <b>Use of Goods &amp; Services</b>             |             |               |           |                  |                  |                  |
| <b>22111EE</b>             | <b>Domestic Travel &amp; Subsistence</b>       |             |               |           |                  |                  |                  |
| 2211101                    | Air Transport of Persons Within The Bahamas    | 0           | 0             | 0         | 24,000           | 45,000           | 45,000           |
| 2211110                    | Subsistence for Travellers Within The Bahamas  | 0           | 0             | 0         | 24,000           | 50,000           | 50,000           |
|                            | <b>Domestic Travel &amp; Subsistence</b>       | <b>0</b>    | <b>0</b>      | <b>0</b>  | <b>48,000</b>    | <b>95,000</b>    | <b>95,000</b>    |
| <b>22112EE</b>             | <b>International Travel &amp; Subsistence</b>  |             |               |           |                  |                  |                  |
| 2211201                    | Air Transport of Persons Outside The Bahamas   | 0           | 0             | 0         | 9,000            | 30,000           | 30,000           |
| 2211210                    | Subsistence for Travellers Outside The Bahamas | 0           | 0             | 0         | 9,000            | 30,000           | 30,000           |
|                            | <b>International Travel &amp; Subsistence</b>  | <b>0</b>    | <b>0</b>      | <b>0</b>  | <b>18,000</b>    | <b>60,000</b>    | <b>60,000</b>    |
| <b>22210EE</b>             | <b>Rent</b>                                    |             |               |           |                  |                  |                  |
| 2221101                    | Rent - Living Accommodation (General)          | 0           | 0             | 0         | 30,000           | 30,000           | 30,000           |
|                            | <b>Rent</b>                                    | <b>0</b>    | <b>0</b>      | <b>0</b>  | <b>30,000</b>    | <b>30,000</b>    | <b>30,000</b>    |
| <b>22410EE</b>             | <b>Supplies &amp; Materials</b>                |             |               |           |                  |                  |                  |
| 2241201                    | Office Supplies & Stationery                   | 0           | 0             | 0         | 8,000            | 10,000           | 10,000           |
| 2241205                    | Food, Ice & Drinking Water                     | 0           | 0             | 0         | 5,000            | 5,000            | 5,000            |
| 2241206                    | Publications                                   | 0           | 0             | 0         | 960              | 1,200            | 1,200            |
| 2241211                    | Cleaning & Toilet Supplies                     | 0           | 0             | 0         | 5,000            | 5,000            | 5,000            |
| 2241213                    | Clothing & Clothing Supplies                   | 0           | 0             | 0         | 2,000            | 2,000            | 2,000            |
| 2241299                    | Other Supplies & Materials                     | 0           | 0             | 0         | 1,600            | 2,000            | 2,000            |
|                            | <b>Supplies &amp; Materials</b>                | <b>0</b>    | <b>0</b>      | <b>0</b>  | <b>22,560</b>    | <b>25,200</b>    | <b>25,200</b>    |
| <b>22510EE</b>             | <b>Services</b>                                |             |               |           |                  |                  |                  |

# [Head 076] OFFICE OF THE DIRECTOR OF PUBLIC PROSECUTIONS



| ITEM NO.       | TITLE OF ITEM   | PROVISIONAL ACTUAL EXPENDITURE | EXPENDITURE (PROVISIONAL) JUL - MAR | REVISED APPROVED ESTIMATES | ESTIMATES        | PRELIMINARY FORECAST ESTIMATES | PRELIMINARY FORECAST ESTIMATES |
|----------------|---|--------------------------------|-------------------------------------|----------------------------|------------------|--------------------------------|--------------------------------|
|                |   | 2018/2019                      | 2019/2020                           | 2019/2020                  | 2020/2021        | 2021/2022                      | 2022/2023                      |
|                |   | \$                             | \$                                  | \$                         | \$               | \$                             | \$                             |
| 2251101        | Printing & Duplication Service                                      | 0                              | 0                                   | 0                          | 4,000            | 4,000                          | 4,000                          |
| 2251102        | Advertising & Public Notices  | 0                              | 0                                   | 0                          | 4,000            | 4,000                          | 4,000                          |
| 2251107        | Workshops, Conferences, Seminars, Meetings & Exhibits               | 0                              | 0                                   | 0                          | 2,500            | 5,000                          | 5,000                          |
| 2251108        | Tuition, Training, In-service Awards, Subsistence                   | 0                              | 0                                   | 0                          | 2,500            | 5,000                          | 5,000                          |
| 2251109        | Licencing & Inspection of Vehicles                                  | 0                              | 0                                   | 0                          | 500              | 500                            | 500                            |
| 2251110        | Postage, Postal Machines & Services                                 | 0                              | 0                                   | 0                          | 500              | 500                            | 500                            |
| 2251128        | Fees & Other Charges  | 0                              | 0                                   | 0                          | 19,760           | 20,000                         | 20,000                         |
| 2251129        | Staff Engagement  | 0                              | 0                                   | 0                          | 1,500            | 5,000                          | 10,000                         |
| 2251201        | Local Transportation of Goods                                       | 0                              | 0                                   | 0                          | 1,000            | 1,000                          | 1,000                          |
| 2251203        | Freight & Express   | 0                              | 0                                   | 0                          | 2,000            | 2,000                          | 2,000                          |
| 2251303        | Equipment Maintenance   | 0                              | 0                                   | 0                          | 2,500            | 5,000                          | 5,000                          |
| 2251337        | Operation of Facilities or Other Services                           | 0                              | 0                                   | 0                          | 20,000           | 25,000                         | 25,000                         |
| 2251399        | Other Contractual Services  | 0                              | 0                                   | 0                          | 2,000            | 5,000                          | 5,000                          |
|                | <b>Services</b>   | <b>0</b>                       | <b>0</b>                            | <b>0</b>                   | <b>62,760</b>    | <b>82,000</b>                  | <b>87,000</b>                  |
| <b>22610EE</b> | <b>Minor Capital Repairs</b>  |                                |                                     |                            |                  |                                |                                |
| 2261201        | Transportation Equipment Upkeep                                     | 0                              | 0                                   | 0                          | 15,000           | 15,000                         | 15,000                         |
|                | <b>Minor Capital Repairs</b>  | <b>0</b>                       | <b>0</b>                            | <b>0</b>                   | <b>15,000</b>    | <b>15,000</b>                  | <b>15,000</b>                  |
|                | <b>Use of Goods &amp; Services</b>                                  | <b>0</b>                       | <b>0</b>                            | <b>0</b>                   | <b>196,320</b>   | <b>307,200</b>                 | <b>312,200</b>                 |
| <b>27000EE</b> | <b>Social Benefits</b>  |                                |                                     |                            |                  |                                |                                |
| <b>27200EE</b> | <b>Social Assistance Benefits</b>                                   |                                |                                     |                            |                  |                                |                                |
| 2721108        | Legal Aid   | 0                              | 0                                   | 0                          | 30,000           | 39,000                         | 39,000                         |
|                | <b>Social Assistance Benefits</b>                                   | <b>0</b>                       | <b>0</b>                            | <b>0</b>                   | <b>30,000</b>    | <b>39,000</b>                  | <b>39,000</b>                  |
|                | <b>Social Benefits</b>  | <b>0</b>                       | <b>0</b>                            | <b>0</b>                   | <b>30,000</b>    | <b>39,000</b>                  | <b>39,000</b>                  |
|                | <b>OFFICE OF THE DIRECTOR OF PUBLIC PROSECUTIONS TOTAL EXPENSES</b> | <b>0</b>                       | <b>0</b>                            | <b>0</b>                   | <b>2,942,402</b> | <b>3,091,992</b>               | <b>3,111,847</b>               |

The Accounting Officer for this Head is the DIRECTOR

# [HEAD 001-076] RECURRENT EXPENDITURES HEAD SUMMARY



| HEAD<br>NO.        | MINISTRY/DEPARTMENT | PROVISIONAL          | EXPENDITURE            | REVISED              |                      | PRELIMINARY          | PRELIMINARY          |
|--------------------|---------------------|----------------------|------------------------|----------------------|----------------------|----------------------|----------------------|
|                    |                     | ACTUAL               | (PROVISIONAL)          | APPROVED             |                      | FORECAST             | FORECAST             |
|                    |                     | EXPENDITURE          |                        | ESTIMATES            | ESTIMATES            | ESTIMATES            | ESTIMATES            |
|                    |                     | 2018/2019            | JUL - MAR<br>2019/2020 | 2019/2020            | 2020/2021            | 2021/2022            | 2022/2023            |
|                    |                     | \$                   | \$                     | \$                   | \$                   | \$                   | \$                   |
| <b>GRAND TOTAL</b> |                     | <b>2,422,227,535</b> | <b>1,814,028,018</b>   | <b>2,687,640,991</b> | <b>2,574,104,525</b> | <b>2,665,900,290</b> | <b>2,672,707,727</b> |

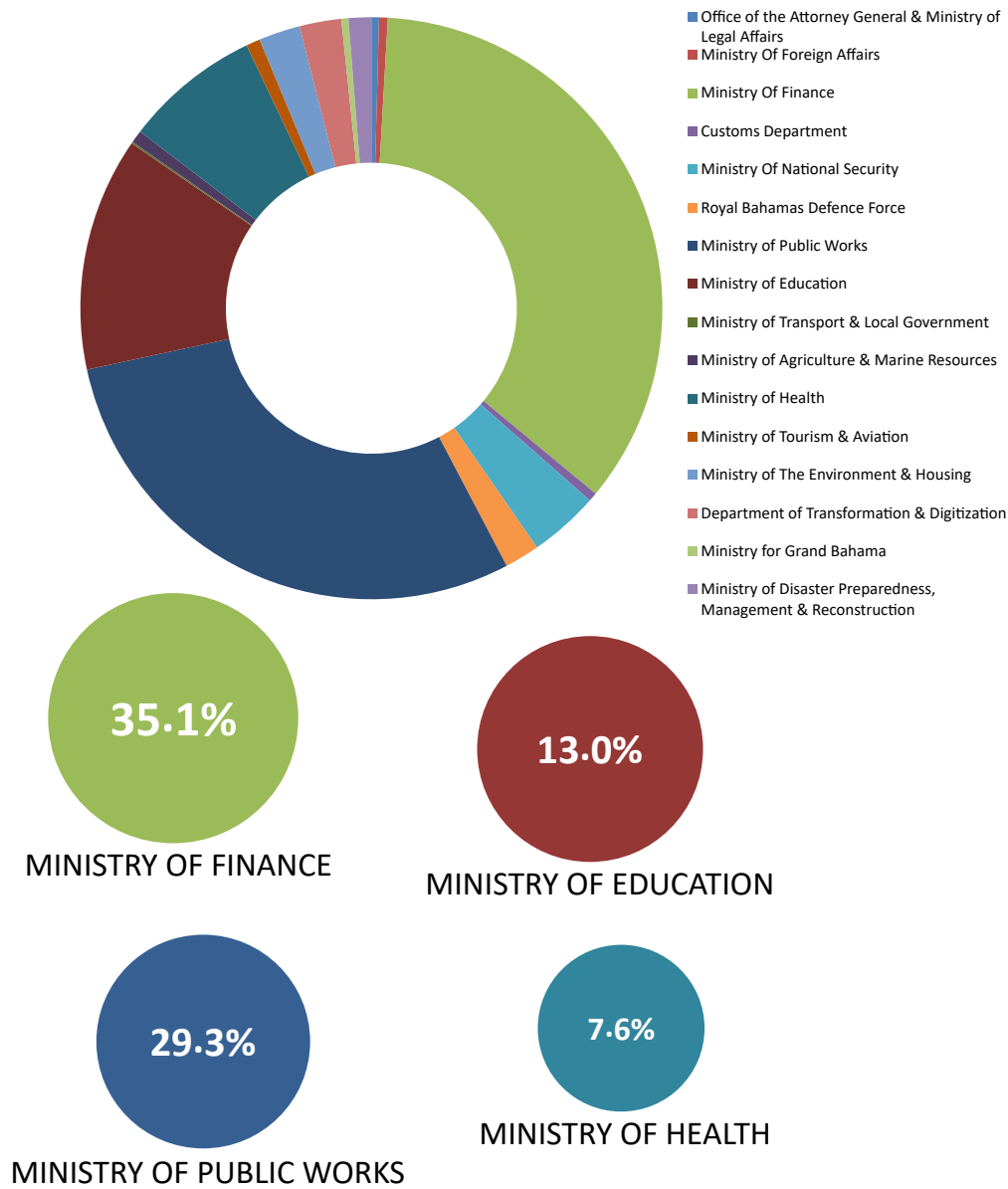




THE ANNUAL  
**BUDGET**  
2020/2021

**ESTIMATES OF  
CAPITAL EXPENDITURE**

# Capital Expenditure Graph



| HEAD NO. | DESCRIPTION  | ESTIMATES 2020 | %      |
|----------|--|----------------|--------|
| 007      | Office of the Attorney General & Ministry of Legal Affairs     | 2,170,000      | 0.4%   |
| 013      | Ministry Of Foreign Affairs                                    | 2,500,000      | 0.5%   |
| 021      | Ministry Of Finance  | 180,913,170    | 35.1%  |
| 023      | Customs Department   | 2,500,000      | 0.5%   |
| 029      | Ministry Of National Security                                  | 20,000,000     | 3.9%   |
| 032      | Royal Bahamas Defence Force                                    | 10,000,000     | 1.9%   |
| 033      | Ministry of Public Works                                       | 151,097,521    | 29.3%  |
| 038      | Ministry of Education  | 66,896,888     | 13.0%  |
| 040      | Ministry of Transport & Local Government                       | 500,000        | 0.1%   |
| 056      | Ministry of Agriculture & Marine Resources                     | 3,589,000      | 0.7%   |
| 060      | Ministry of Health   | 39,000,000     | 7.6%   |
| 067      | Ministry of Tourism & Aviation                                 | 4,010,000      | 0.8%   |
| 072      | Ministry of The Environment & Housing                          | 11,848,000     | 2.3%   |
| 073      | Department of Transformation & Digitization                    | 12,000,000     | 2.3%   |
| 074      | Ministry for Grand Bahama                                      | 2,000,000      | 0.4%   |
| 075      | Ministry of Disaster Preparedness, Management & Reconstruction | 6,500,000      | 1.3%   |
|          |  | 515,524,579    | 100.0% |

# SUMMARY OF AGENCIES CAPITAL EXPENDITURES 2020/2021



| HEAD NO.           | MINISTRY/DEPARTMENT  | PROVISIONAL ACTUAL EXPENDITURE | EXPENDITURE (PROVISIONAL) JUL - MAR | REVISED APPROVED ESTIMATES | ESTIMATES          | PRELIMINARY FORECAST ESTIMATES | PRELIMINARY FORECAST ESTIMATES |
|--------------------|--|--------------------------------|-------------------------------------|----------------------------|--------------------|--------------------------------|--------------------------------|
|                    |  | 2018/2019                      | 2019/2020                           | 2019/2020                  | 2020/2021          | 2021/2022                      | 2022/2023                      |
|                    |  | \$                             | \$                                  | \$                         | \$                 | \$                             | \$                             |
| 005                | MINISTRY OF PUBLIC SERVICE & NATIONAL INSURANCE                | 0                              | 0                                   | 25,000                     | 0                  | 0                              | 0                              |
| 006                | CABINET OFFICE   | 0                              | 0                                   | 2,823,970                  | 0                  | 0                              | 0                              |
| 007                | OFFICE OF THE ATTORNEY GENERAL AND MINISTRY OF LEGAL AFFAIRS   | 0                              | 13,950                              | 210,060                    | 2,170,000          | 1,635,400                      | 1,305,000                      |
| 013                | MINISTRY OF FOREIGN AFFAIRS                                    | 183,833                        | 0                                   | 2,000,000                  | 2,500,000          | 4,186,080                      | 3,132,000                      |
| 014                | OFFICE OF THE PRIME MINISTER                                   | 0                              | 0                                   | 6,670,000                  | 0                  | 0                              | 0                              |
| 021                | MINISTRY OF FINANCE  | 51,910,461                     | 80,301,452                          | 160,702,050                | 180,913,170        | 53,616,940                     | 27,907,900                     |
| 022                | TREASURY DEPARTMENT  | 0                              | 0                                   | 125,000                    | 0                  | 0                              | 0                              |
| 023                | CUSTOMS DEPARTMENT   | 0                              | 2,386,705                           | 3,418,000                  | 2,500,000          | 1,395,360                      | 1,044,000                      |
| 028                | DEPARTMENT OF INLAND REVENUE                                   | 0                              | 0                                   | 69,840                     | 0                  | 0                              | 0                              |
| 029                | MINISTRY OF NATIONAL SECURITY                                  | 4,357,538                      | 8,365,793                           | 12,000,000                 | 20,000,000         | 25,706,322                     | 6,210,603                      |
| 030                | DEPARTMENT OF IMMIGRATION                                      | 0                              | 0                                   | 117,000                    | 0                  | 0                              | 0                              |
| 032                | ROYAL BAHAMAS DEFENCE FORCE                                    | 9,048,877                      | 1,851,517                           | 8,888,460                  | 10,000,000         | 9,301,856                      | 6,960,000                      |
| 033                | MINISTRY OF PUBLIC WORKS                                       | 98,119,821                     | 58,891,584                          | 94,097,520                 | 151,097,521        | 136,136,671                    | 88,158,110                     |
| 038                | MINISTRY OF EDUCATION  | 43,715,285                     | 40,312,341                          | 52,297,000                 | 66,896,888         | 77,725,402                     | 58,201,826                     |
| 040                | MINISTRY OF TRANSPORT & LOCAL GOVERNMENT                       | 0                              | 452,906                             | 560,200                    | 500,000            | 581,400                        | 435,000                        |
| 045                | DEPARTMENT OF HOUSING  | 1,209,543                      | 174,127                             | 3,000,000                  | 0                  | 0                              | 0                              |
| 048                | DEPARTMENT OF LABOUR   | 0                              | 0                                   | 115,000                    | 0                  | 0                              | 0                              |
| 053                | PORT DEPARTMENT  | 499,939                        | 0                                   | 42,000                     | 0                  | 0                              | 0                              |
| 054                | DEPARTMENT OF ROAD TRAFFIC                                     | 0                              | 0                                   | 27,000                     | 0                  | 0                              | 0                              |
| 055                | DEPARTMENT OF METEOROLOGY                                      | 0                              | 0                                   | 10,900                     | 0                  | 0                              | 0                              |
| 056                | MINISTRY OF AGRICULTURE & MARINE RESOURCES                     | 597,653                        | 119,320                             | 805,000                    | 3,589,000          | 648,724                        | 398,800                        |
| 058                | DEPARTMENT OF MARINE RESOURCES                                 | 0                              | 0                                   | 356,000                    | 0                  | 0                              | 0                              |
| 060                | MINISTRY OF HEALTH   | 11,631,897                     | 4,181,970                           | 22,072,000                 | 39,000,000         | 31,895,600                     | 26,190,000                     |
| 067                | MINISTRY OF TOURISM & AVIATION                                 | 0                              | 0                                   | 2,000,000                  | 4,010,000          | 5,316,320                      | 3,828,000                      |
| 072                | MINISTRY OF THE ENVIRONMENT & HOUSING                          | 2,089,798                      | 1,037,462                           | 4,278,000                  | 11,848,000         | 16,295,974                     | 11,417,260                     |
| 073                | DEPARTMENT OF TRANSFORMATION & DIGITIZATION                    | 0                              | 299,050                             | 7,500,000                  | 12,000,000         | 13,621,471                     | 10,787,501                     |
| 074                | MINISTRY FOR GRAND BAHAMA                                      | 0                              | 480,688                             | 1,290,000                  | 2,000,000          | 1,169,600                      | 870,000                        |
| 075                | MINISTRY OF DISASTER PREPAREDNESS, MANAGEMENT & RECONSTRUCTION | 0                              | 0                                   | 0                          | 6,500,000          | 6,976,800                      | 5,614,000                      |
| <b>GRAND TOTAL</b> |  | <b>223,364,645</b>             | <b>198,868,865</b>                  | <b>385,500,000</b>         | <b>515,524,579</b> | <b>386,209,920</b>             | <b>252,460,000</b>             |

MEMORANDUM

Consistent with Government Finance Statistics (GFS) Methodology.

**[Head 005] MINISTRY OF PUBLIC  
SERVICE & NATIONAL INSURANCE**



| ITEM NO. | TITLE OF ITEM   | PROVISIONAL ACTUAL EXPENDITURE | EXPENDITURE (PROVISIONAL) | REVISED APPROVED ESTIMATES | PRELIMINARY FORECAST ESTIMATES | PRELIMINARY FORECAST ESTIMATES |           |
|----------|---|--------------------------------|---------------------------|----------------------------|--------------------------------|--------------------------------|-----------|
|          |   | 2018/2019                      | JUL - MAR 2019/2020       | 2019/2020                  | 2020/2021                      | 2021/2022                      | 2022/2023 |
|          |   | \$                             | \$                        | \$                         | \$                             | \$                             | \$        |
| 31000EE  | Acquisition of Non-Financial Assets                                       |                                |                           |                            |                                |                                |           |
| 31100EE  | Acquisition of Fixed Assets   |                                |                           |                            |                                |                                |           |
| 3112203  | Other Office Equip & Furniture  | 0                              | 0                         | 25,000                     | 0                              | 0                              |           |
|          | Acquisition of Fixed Assets   | 0                              | 0                         | 25,000                     | 0                              | 0                              |           |
|          | Acquisition of Non-Financial Assets                                       | 0                              | 0                         | 25,000                     | 0                              | 0                              |           |
|          | <b>MINISTRY OF PUBLIC SERVICE &amp; NATIONAL INSURANCE TOTAL EXPENSES</b> | <b>0</b>                       | <b>0</b>                  | <b>25,000</b>              | <b>0</b>                       | <b>0</b>                       |           |

The Accounting Officer for this Head is the PERMANENT SECRETARY

# [Head 006] CABINET OFFICE



| ITEM NO. | TITLE OF ITEM                        | PROVISIONAL ACTUAL EXPENDITURE | EXPENDITURE (PROVISIONAL) | REVISED APPROVED ESTIMATES | ESTIMATES | PRELIMINARY FORECAST ESTIMATES | PRELIMINARY FORECAST ESTIMATES |
|----------|--------------------------------------|--------------------------------|---------------------------|----------------------------|-----------|--------------------------------|--------------------------------|
|          |                                      | 2018/2019                      | JUL - MAR 2019/2020       | 2019/2020                  | 2020/2021 | 2021/2022                      | 2022/2023                      |
|          |                                      | \$                             | \$                        | \$                         | \$        | \$                             | \$                             |
| 31000EE  | Acquisition of Non-Financial Assets  |                                |                           |                            |           |                                |                                |
| 31100EE  | Acquisition of Fixed Assets          |                                |                           |                            |           |                                |                                |
| 3112299  | Other Machinery & Equipment          | 0                              | 0                         | 2,823,970                  | 0         | 0                              | 0                              |
|          | Acquisition of Fixed Assets          | 0                              | 0                         | 2,823,970                  | 0         | 0                              | 0                              |
|          | Acquisition of Non-Financial Assets  | 0                              | 0                         | 2,823,970                  | 0         | 0                              | 0                              |
|          | <b>CABINET OFFICE TOTAL EXPENSES</b> | <b>0</b>                       | <b>0</b>                  | <b>2,823,970</b>           | <b>0</b>  | <b>0</b>                       | <b>0</b>                       |

The Accounting Officer for this Head is the SECRETARY TO THE CABINET

**[Head 007] OFFICE OF THE ATTORNEY  
GENERAL AND MINISTRY OF LEGAL AFFAIRS**



| ITEM NO.       | TITLE OF ITEM  | PROVISIONAL ACTUAL EXPENDITURE | EXPENDITURE (PROVISIONAL) | REVISED APPROVED ESTIMATES | ESTIMATES        | PRELIMINARY FORECAST ESTIMATES | PRELIMINARY FORECAST ESTIMATES |
|----------------|--|--------------------------------|---------------------------|----------------------------|------------------|--------------------------------|--------------------------------|
|                |  | 2018/2019                      | JUL - MAR 2019/2020       | 2019/2020                  | 2020/2021        | 2021/2022                      | 2022/2023                      |
|                |  | \$                             | \$                        | \$                         | \$               | \$                             | \$                             |
| <b>31000EE</b> | <b>Acquisition of Non-Financial Assets</b>   |                                |                           |                            |                  |                                |                                |
| <b>31100EE</b> | <b>Acquisition of Fixed Assets</b>   |                                |                           |                            |                  |                                |                                |
| 3111207        | Building Maintenance   | 0                              | 13,950                    | 79,300                     | 670,000          | 0                              | 0                              |
| 3112203        | Other Office Equip & Furniture   | 0                              | 0                         | 130,760                    | 1,500,000        | 1,635,400                      | 1,305,000                      |
|                | <b>Acquisition of Fixed Assets</b>   | <b>0</b>                       | <b>13,950</b>             | <b>210,060</b>             | <b>2,170,000</b> | <b>1,635,400</b>               | <b>1,305,000</b>               |
|                | <b>Acquisition of Non-Financial Assets</b>   | <b>0</b>                       | <b>13,950</b>             | <b>210,060</b>             | <b>2,170,000</b> | <b>1,635,400</b>               | <b>1,305,000</b>               |
|                | <b>OFFICE OF THE ATTORNEY GENERAL AND MINISTRY OF LEGAL AFFAIRS TOTAL EXPENSES</b> | <b>0</b>                       | <b>13,950</b>             | <b>210,060</b>             | <b>2,170,000</b> | <b>1,635,400</b>               | <b>1,305,000</b>               |

The Accounting Officer for this Head is the PERMANENT SECRETARY

# [Head 013] MINISTRY OF FOREIGN AFFAIRS



| ITEM NO.       | TITLE OF ITEM                                     | PROVISIONAL ACTUAL EXPENDITURE | EXPENDITURE (PROVISIONAL) JUL - MAR | REVISED APPROVED ESTIMATES | ESTIMATES        | PRELIMINARY FORECAST ESTIMATES | PRELIMINARY FORECAST ESTIMATES |
|----------------|---|--------------------------------|-------------------------------------|----------------------------|------------------|--------------------------------|--------------------------------|
|                |   | 2018/2019                      | 2019/2020                           | 2019/2020                  | 2020/2021        | 2021/2022                      | 2022/2023                      |
|                |   | \$                             | \$                                  | \$                         | \$               | \$                             | \$                             |
| <b>31000EE</b> | <b>Acquisition of Non-Financial Assets</b>        |                                |                                     |                            |                  |                                |                                |
| <b>31100EE</b> | <b>Acquisition of Fixed Assets</b>                |                                |                                     |                            |                  |                                |                                |
| 3111207        | Building Maintenance                              | 183,833                        | 0                                   | 1,900,000                  | 1,900,000        | 3,488,400                      | 2,610,000                      |
| 3112101        | Acquisition of Transportation Equipment (Land)    | 0                              | 0                                   | 100,000                    | 100,000          | 116,280                        | 87,000                         |
| 3112217        | Computerization of Passport                       | 0                              | 0                                   | 0                          | 500,000          | 581,400                        | 435,000                        |
|                | <b>Acquisition of Fixed Assets</b>                | <b>183,833</b>                 | <b>0</b>                            | <b>2,000,000</b>           | <b>2,500,000</b> | <b>4,186,080</b>               | <b>3,132,000</b>               |
|                | <b>Acquisition of Non-Financial Assets</b>        | <b>183,833</b>                 | <b>0</b>                            | <b>2,000,000</b>           | <b>2,500,000</b> | <b>4,186,080</b>               | <b>3,132,000</b>               |
|                | <b>MINISTRY OF FOREIGN AFFAIRS TOTAL EXPENSES</b> | <b>183,833</b>                 | <b>0</b>                            | <b>2,000,000</b>           | <b>2,500,000</b> | <b>4,186,080</b>               | <b>3,132,000</b>               |

The Accounting Officer for this Head is the PERMANENT SECRETARY



# [Head 014] OFFICE OF THE PRIME MINISTER



| ITEM NO.       | TITLE OF ITEM                                      | PROVISIONAL ACTUAL EXPENDITURE | EXPENDITURE (PROVISIONAL) | REVISED APPROVED ESTIMATES | PRELIMINARY FORECAST ESTIMATES | PRELIMINARY FORECAST ESTIMATES |
|----------------|--|--------------------------------|---------------------------|----------------------------|--------------------------------|--------------------------------|
|                |  |                                | JUL - MAR                 |                            |                                |                                |
|                |  | 2018/2019                      | 2019/2020                 | 2019/2020                  | 2020/2021                      | 2021/2022                      |
|                |  | \$                             | \$                        | \$                         | \$                             | \$                             |
| <b>31000EE</b> | <b>Acquisition of Non-Financial Assets</b>         |                                |                           |                            |                                |                                |
| <b>31100EE</b> | <b>Acquisition of Fixed Assets</b>                 |                                |                           |                            |                                |                                |
| 3111112        | Construction of Temporary Housing                  | 0                              | 0                         | 4,170,000                  | 0                              | 0                              |
| 3113002        | Minor Capital Projects                             | 0                              | 0                         | 2,500,000                  | 0                              | 0                              |
|                | <b>Acquisition of Fixed Assets</b>                 | <b>0</b>                       | <b>0</b>                  | <b>6,670,000</b>           | <b>0</b>                       | <b>0</b>                       |
|                | <b>Acquisition of Non-Financial Assets</b>         | <b>0</b>                       | <b>0</b>                  | <b>6,670,000</b>           | <b>0</b>                       | <b>0</b>                       |
|                | <b>OFFICE OF THE PRIME MINISTER TOTAL EXPENSES</b> | <b>0</b>                       | <b>0</b>                  | <b>6,670,000</b>           | <b>0</b>                       | <b>0</b>                       |

The Accounting Officer for this Head is the PERMANENT SECRETARY

# [Head 021] MINISTRY OF FINANCE



| ITEM NO.       | TITLE OF ITEM   | PROVISIONAL ACTUAL EXPENDITURE | EXPENDITURE (PROVISIONAL) JUL - MAR | REVISED APPROVED ESTIMATES | ESTIMATES          | PRELIMINARY FORECAST ESTIMATES | PRELIMINARY FORECAST ESTIMATES |
|----------------|---|--------------------------------|-------------------------------------|----------------------------|--------------------|--------------------------------|--------------------------------|
|                |   | 2018/2019                      | 2019/2020                           | 2019/2020                  | 2020/2021          | 2021/2022                      | 2022/2023                      |
|                |   | \$                             | \$                                  | \$                         | \$                 | \$                             | \$                             |
| <b>28000EE</b> | <b>Other Payments</b>   |                                |                                     |                            |                    |                                |                                |
| <b>28200EE</b> | <b>Transfers N.E.C.</b>                                       |                                |                                     |                            |                    |                                |                                |
| 2822003        | National Disaster Refund                                      | 0                              | 0                                   | 500,000                    | 0                  | 0                              | 0                              |
| 2822007        | Energy Restoration & Renewable Energy                         | 0                              | 16,169,557                          | 51,000,000                 | 84,419,000         | 6,579,396                      | 0                              |
| 2822010        | Public Private Partnership                                    | 12,661,900                     | 6,442,522                           | 4,000,000                  | 3,000,000          | 4,651,200                      | 3,480,000                      |
| 2822011        | Capital Subscriptions to International Agencies               | 3,512,635                      | 1,321,833                           | 1,500,000                  | 2,000,000          | 4,651,200                      | 2,958,000                      |
| 2822025        | IDB Capital Projects  | 2,248,852                      | 2,575,191                           | 7,000,000                  | 3,250,000          | 4,349,120                      | 2,958,000                      |
| 2822028        | Capital Arrears   | 1,644,880                      | 0                                   | 0                          | 0                  | 0                              | 0                              |
| 2822031        | Small and Medium Size Business Support                        | 0                              | 10,567,175                          | 13,000,000                 | 58,000,000         | 23,782,462                     | 10,440,000                     |
| 2822059        | Capital Contingencies   | 0                              | 27,526,623                          | 25,000,000                 | 6,230,000          | 0                              | 0                              |
| 2822060        | PHA RAND Dorian Reconstruction                                | 0                              | 0                                   | 7,000,000                  | 0                  | 0                              | 0                              |
| 2822061        | PHA PMH Capital Works   | 0                              | 0                                   | 20,500,000                 | 0                  | 0                              | 0                              |
|                | <b>Transfers N.E.C.</b>                                       | <b>20,068,267</b>              | <b>64,602,901</b>                   | <b>129,500,000</b>         | <b>156,899,000</b> | <b>44,013,378</b>              | <b>19,836,000</b>              |
|                | <b>OTHER CHARGES</b>  | <b>20,068,267</b>              | <b>64,602,901</b>                   | <b>129,500,000</b>         | <b>156,899,000</b> | <b>44,013,378</b>              | <b>19,836,000</b>              |
| <b>31000EE</b> | <b>Acquisition of Non-Financial Assets</b>                    |                                |                                     |                            |                    |                                |                                |
| <b>31100EE</b> | <b>Acquisition of Fixed Assets</b>                            |                                |                                     |                            |                    |                                |                                |
| 3111207        | Building Maintenance  | 0                              | 0                                   | 0                          | 1,000,000          | 581,400                        | 581,400                        |
| 3111304        | Water & Sewerage Infrastructure                               | 0                              | 0                                   | 6,000,000                  | 12,000,000         | 366,282                        | 0                              |
| 3111377        | Airport Infrastructure Programme                              | 106,482                        | 0                                   | 0                          | 0                  | 0                              | 0                              |
| 3111399        | Other Structures  | 5,213,311                      | 0                                   | 3,000,000                  | 0                  | 0                              | 0                              |
| 3112101        | Acquisition of Transportation Equipment (Land)                | 1,360,328                      | 26,900                              | 4,787,880                  | 2,000,000          | 2,093,040                      | 2,175,000                      |
| 3112201        | Computers   | 20,240                         | 33,660                              | 500,000                    | 350,000            | 581,400                        | 609,000                        |
| 3112202        | Equipment Maintenance   | 0                              | 0                                   | 0                          | 400,000            | 400,000                        | 400,000                        |
| 3112203        | Other Office Equip & Furniture                                | 0                              | 0                                   | 150,000                    | 0                  | 0                              | 0                              |
| 3112299        | Other Machinery & Equipment                                   | 2,400,000                      | 0                                   | 5,000,000                  | 0                  | 0                              | 0                              |
| 3113002        | Minor Capital Projects  | 1,412,410                      | 477,061                             | 2,000,000                  | 1,500,000          | 930,240                        | 826,500                        |
| 3113003        | Acquisition of Assets - Government Ministries and Departments | 21,317,423                     | 15,160,930                          | 4,000,000                  | 2,000,000          | 4,651,200                      | 3,480,000                      |
| 3113005        | Software  | 0                              | 0                                   | 500,000                    | 0                  | 0                              | 0                              |
| 3113006        | Hardware  | 0                              | 0                                   | 500,000                    | 0                  | 0                              | 0                              |
|                | <b>Acquisition of Fixed Assets</b>                            | <b>31,830,194</b>              | <b>15,698,551</b>                   | <b>26,437,880</b>          | <b>19,250,000</b>  | <b>9,603,562</b>               | <b>8,071,900</b>               |
| <b>31400EE</b> | <b>Nonproduced Assets</b>                                     |                                |                                     |                            |                    |                                |                                |
| 3141101        | Purchase of Properties  | 12,000                         | 0                                   | 4,764,170                  | 4,764,170          | 0                              | 0                              |
|                | <b>Nonproduced Assets</b>                                     | <b>12,000</b>                  | <b>0</b>                            | <b>4,764,170</b>           | <b>4,764,170</b>   | <b>0</b>                       | <b>0</b>                       |
|                | <b>Acquisition of Non-Financial Assets</b>                    | <b>31,842,194</b>              | <b>15,698,551</b>                   | <b>31,202,050</b>          | <b>24,014,170</b>  | <b>9,603,562</b>               | <b>8,071,900</b>               |
|                | <b>MINISTRY OF FINANCE TOTAL EXPENSES</b>                     | <b>51,910,461</b>              | <b>80,301,452</b>                   | <b>160,702,050</b>         | <b>180,913,170</b> | <b>53,616,940</b>              | <b>27,907,900</b>              |

The Accounting Officer for this Head is the FINANCIAL SECRETARY

# [Head 022] TREASURY DEPARTMENT



| ITEM NO. | TITLE OF ITEM                             | PROVISIONAL | EXPENDITURE   | REVISED        |           | PRELIMINARY | PRELIMINARY |
|----------|---|-------------|---------------|----------------|-----------|-------------|-------------|
|          |   | ACTUAL      | (PROVISIONAL) | APPROVED       |           | FORECAST    | FORECAST    |
|          |   | EXPENDITURE |               | ESTIMATES      | ESTIMATES | ESTIMATES   | ESTIMATES   |
|          |   | JUL - MAR   |               |                |           |             |             |
|          |   | 2018/2019   | 2019/2020     | 2019/2020      | 2020/2021 | 2021/2022   | 2022/2023   |
|          |   | \$          | \$            | \$             | \$        | \$          | \$          |
| 31000EE  | Acquisition of Non-Financial Assets       |             |               |                |           |             |             |
| 31100EE  | Acquisition of Fixed Assets               |             |               |                |           |             |             |
| 3112203  | Other Office Equip & Furniture            | 0           | 0             | 125,000        | 0         | 0           | 0           |
|          | Acquisition of Fixed Assets               | 0           | 0             | 125,000        | 0         | 0           | 0           |
|          | Acquisition of Non-Financial Assets       | 0           | 0             | 125,000        | 0         | 0           | 0           |
|          | <b>TREASURY DEPARTMENT TOTAL EXPENSES</b> | <b>0</b>    | <b>0</b>      | <b>125,000</b> | <b>0</b>  | <b>0</b>    | <b>0</b>    |

The Accounting Officer for this Head is the TREASURER

# [Head 023] CUSTOMS DEPARTMENT



| ITEM NO.       | TITLE OF ITEM                                  | PROVISIONAL | EXPENDITURE      | REVISED          |                  | PRELIMINARY      | PRELIMINARY      |
|----------------|--|-------------|------------------|------------------|------------------|------------------|------------------|
|                |  | ACTUAL      | (PROVISIONAL)    | APPROVED         |                  | FORECAST         | FORECAST         |
|                |  | EXPENDITURE | JUL - MAR        | ESTIMATES        | ESTIMATES        | ESTIMATES        | ESTIMATES        |
|                |  | 2018/2019   | 2019/2020        | 2019/2020        | 2020/2021        | 2021/2022        | 2022/2023        |
|                |  | \$          | \$               | \$               | \$               | \$               | \$               |
| <b>28000EE</b> | <b>Other Payments</b>                          |             |                  |                  |                  |                  |                  |
| <b>28200EE</b> | <b>Transfers N.E.C.</b>                        |             |                  |                  |                  |                  |                  |
| 2822025        | IDB Capital Projects                           | 0           | 2,386,705        | 2,418,000        | 0                | 0                | 0                |
|                | Transfers N.E.C.                               | <b>0</b>    | <b>2,386,705</b> | <b>2,418,000</b> | <b>0</b>         | <b>0</b>         | <b>0</b>         |
|                | <b>OTHER CHARGES</b>                           | <b>0</b>    | <b>2,386,705</b> | <b>2,418,000</b> | <b>0</b>         | <b>0</b>         | <b>0</b>         |
| <b>31000EE</b> | <b>Acquisition of Non-Financial Assets</b>     |             |                  |                  |                  |                  |                  |
| <b>31100EE</b> | <b>Acquisition of Fixed Assets</b>             |             |                  |                  |                  |                  |                  |
| 3111206        | Construction of Customs Warehouse              | 0           | 0                | 1,000,000        | 1,000,000        | 0                | 0                |
| 3111207        | Building Maintenance                           | 0           | 0                | 0                | 130,000          | 151,164          | 113,100          |
| 3112101        | Acquisition of Transportation Equipment (Land) | 0           | 0                | 0                | 300,000          | 23,256           | 17,400           |
| 3112202        | Equipment Maintenance                          | 0           | 0                | 0                | 1,000,000        | 1,139,544        | 852,600          |
| 3112203        | Other Office Equip & Furniture                 | 0           | 0                | 0                | 70,000           | 81,396           | 60,900           |
|                | <b>Acquisition of Fixed Assets</b>             | <b>0</b>    | <b>0</b>         | <b>1,000,000</b> | <b>2,500,000</b> | <b>1,395,360</b> | <b>1,044,000</b> |
|                | <b>Acquisition of Non-Financial Assets</b>     | <b>0</b>    | <b>0</b>         | <b>1,000,000</b> | <b>2,500,000</b> | <b>1,395,360</b> | <b>1,044,000</b> |
|                | <b>CUSTOMS DEPARTMENT TOTAL EXPENSES</b>       | <b>0</b>    | <b>2,386,705</b> | <b>3,418,000</b> | <b>2,500,000</b> | <b>1,395,360</b> | <b>1,044,000</b> |

The Accounting Officer for this Head is the COMPTROLLER

**[Head 028] DEPARTMENT OF INLAND REVENUE**



| ITEM NO.       | TITLE OF ITEM                                      | PROVISIONAL ACTUAL EXPENDITURE | EXPENDITURE (PROVISIONAL) | REVISED APPROVED ESTIMATES | ESTIMATES | PRELIMINARY FORECAST ESTIMATES | PRELIMINARY FORECAST ESTIMATES |
|----------------|--|--------------------------------|---------------------------|----------------------------|-----------|--------------------------------|--------------------------------|
|                |  | 2018/2019                      | JUL - MAR 2019/2020       | 2019/2020                  | 2020/2021 | 2021/2022                      | 2022/2023                      |
|                |  | \$                             | \$                        | \$                         | \$        | \$                             | \$                             |
| <b>31000EE</b> | <b>Acquisition of Non-Financial Assets</b>         |                                |                           |                            |           |                                |                                |
| <b>31100EE</b> | <b>Acquisition of Fixed Assets</b>                 |                                |                           |                            |           |                                |                                |
| 3112203        | Other Office Equip & Furniture                     | 0                              | 0                         | 39,890                     | 0         | 0                              | 0                              |
| 3113006        | Hardware   | 0                              | 0                         | 29,950                     | 0         | 0                              | 0                              |
|                | <b>Acquisition of Fixed Assets</b>                 | <b>0</b>                       | <b>0</b>                  | <b>69,840</b>              | <b>0</b>  | <b>0</b>                       | <b>0</b>                       |
|                | <b>Acquisition of Non-Financial Assets</b>         | <b>0</b>                       | <b>0</b>                  | <b>69,840</b>              | <b>0</b>  | <b>0</b>                       | <b>0</b>                       |
|                | <b>DEPARTMENT OF INLAND REVENUE TOTAL EXPENSES</b> | <b>0</b>                       | <b>0</b>                  | <b>69,840</b>              | <b>0</b>  | <b>0</b>                       | <b>0</b>                       |

The Accounting Officer for this Head is the CHIEF VALUATION OFFICER/CONTROLLER

# [Head 029] MINISTRY OF NATIONAL SECURITY



| ITEM NO.       | TITLE OF ITEM                                       | PROVISIONAL ACTUAL EXPENDITURE | EXPENDITURE (PROVISIONAL) JUL - MAR | REVISED APPROVED ESTIMATES | ESTIMATES         | PRELIMINARY FORECAST ESTIMATES | PRELIMINARY FORECAST ESTIMATES |
|----------------|---|--------------------------------|-------------------------------------|----------------------------|-------------------|--------------------------------|--------------------------------|
|                |   | 2018/2019                      | 2019/2020                           | 2019/2020                  | 2020/2021         | 2021/2022                      | 2022/2023                      |
|                |   | \$                             | \$                                  | \$                         | \$                | \$                             | \$                             |
| <b>28000EE</b> | <b>Other Payments</b>                               |                                |                                     |                            |                   |                                |                                |
| <b>28200EE</b> | <b>Transfers N.E.C.</b>                             |                                |                                     |                            |                   |                                |                                |
| 2822001        | Project Related Capital Expenditure                 | 0                              | 0                                   | 2,500,000                  | 0                 | 0                              | 0                              |
|                | <b>Transfers N.E.C.</b>                             | <b>0</b>                       | <b>0</b>                            | <b>2,500,000</b>           | <b>0</b>          | <b>0</b>                       | <b>0</b>                       |
|                | <b>OTHER CHARGES</b>                                | <b>0</b>                       | <b>0</b>                            | <b>2,500,000</b>           | <b>0</b>          | <b>0</b>                       | <b>0</b>                       |
| <b>31000EE</b> | <b>Acquisition of Non-Financial Assets</b>          |                                |                                     |                            |                   |                                |                                |
| <b>31100EE</b> | <b>Acquisition of Fixed Assets</b>                  |                                |                                     |                            |                   |                                |                                |
| 3111207        | Building Maintenance                                | 0                              | 0                                   | 0                          | 1,448,721         | 932,450                        | 478,500                        |
| 3111381        | Restoration of Water System Remand Centre BDOCS     | 0                              | 0                                   | 0                          | 200,000           | 116,280                        | 8,700                          |
| 3111402        | Fencing   | 0                              | 0                                   | 0                          | 200,000           | 268,852                        | 130,500                        |
| 3112101        | Acquisition of Transportation Equipment (Land)      | 3,257,066                      | 0                                   | 0                          | 2,675,731         | 2,412,810                      | 1,544,250                      |
| 3112203        | Other Office Equip & Furniture                      | 365,356                        | 0                                   | 0                          | 143,000           | 23,256                         | 17,400                         |
| 3112204        | Security & Communication Equip                      | 0                              | 0                                   | 0                          | 1,757,885         | 406,980                        | 304,500                        |
| 3112205        | Medical Equipment                                   | 0                              | 0                                   | 0                          | 46,368            | 56,613                         | 39,620                         |
| 3112206        | Air Conditioning System                             | 0                              | 0                                   | 0                          | 100,000           | 58,140                         | 43,500                         |
| 3112209        | Military, Police & Prison Equipment                 | 735,116                        | 5,726,639                           | 4,887,732                  | 10,242,287        | 17,049,928                     | 654,936                        |
| 3112221        | Electronic Monitoring Equipment                     | 0                              | 2,639,153                           | 4,612,268                  | 2,417,641         | 3,974,033                      | 2,771,197                      |
| 3112223        | Forensic Lab Equipment                              | 0                              | 0                                   | 0                          | 200,000           | 116,280                        | 87,000                         |
| 3112299        | Other Machinery & Equipment                         | 0                              | 0                                   | 0                          | 468,367           | 232,560                        | 87,000                         |
| 3113004        | Police Dogs   | 0                              | 0                                   | 0                          | 100,000           | 58,140                         | 43,500                         |
|                | <b>Acquisition of Fixed Assets</b>                  | <b>4,357,538</b>               | <b>8,365,792</b>                    | <b>9,500,000</b>           | <b>20,000,000</b> | <b>25,706,322</b>              | <b>6,210,603</b>               |
|                | <b>Acquisition of Non-Financial Assets</b>          | <b>4,357,538</b>               | <b>8,365,792</b>                    | <b>9,500,000</b>           | <b>20,000,000</b> | <b>25,706,322</b>              | <b>6,210,603</b>               |
|                | <b>MINISTRY OF NATIONAL SECURITY TOTAL EXPENSES</b> | <b>4,357,538</b>               | <b>8,365,792</b>                    | <b>12,000,000</b>          | <b>20,000,000</b> | <b>25,706,322</b>              | <b>6,210,603</b>               |

The Accounting Officer for this Head is the PERMANENT SECRETARY

# [Head 030] DEPARTMENT OF IMMIGRATION



| ITEM NO. | TITLE OF ITEM                                   | PROVISIONAL | EXPENDITURE   | REVISED        |           | PRELIMINARY | PRELIMINARY |
|----------|---|-------------|---------------|----------------|-----------|-------------|-------------|
|          |   | ACTUAL      | (PROVISIONAL) | APPROVED       |           | FORECAST    | FORECAST    |
|          |   | EXPENDITURE |               | ESTIMATES      | ESTIMATES | ESTIMATES   | ESTIMATES   |
|          |   | JUL - MAR   |               |                |           |             |             |
|          |   | 2018/2019   | 2019/2020     | 2019/2020      | 2020/2021 | 2021/2022   | 2022/2023   |
|          |   | \$          | \$            | \$             | \$        | \$          | \$          |
| 31000EE  | Acquisition of Non-Financial Assets             |             |               |                |           |             |             |
| 31100EE  | Acquisition of Fixed Assets                     |             |               |                |           |             |             |
| 3111207  | Building Maintenance                            | 0           | 0             | 117,000        | 0         | 0           | 0           |
|          | Acquisition of Fixed Assets                     | 0           | 0             | 117,000        | 0         | 0           | 0           |
|          | Acquisition of Non-Financial Assets             | 0           | 0             | 117,000        | 0         | 0           | 0           |
|          | <b>DEPARTMENT OF IMMIGRATION TOTAL EXPENSES</b> | <b>0</b>    | <b>0</b>      | <b>117,000</b> | <b>0</b>  | <b>0</b>    | <b>0</b>    |

The Accounting Officer for this Head is the DIRECTOR

# [Head 032] ROYAL BAHAMAS DEFENCE FORCE



| ITEM NO.       | TITLE OF ITEM                                     | PROVISIONAL ACTUAL EXPENDITURE | EXPENDITURE (PROVISIONAL) | REVISED APPROVED ESTIMATES | PRELIMINARY FORECAST ESTIMATES | PRELIMINARY FORECAST ESTIMATES |           |
|----------------|---|--------------------------------|---------------------------|----------------------------|--------------------------------|--------------------------------|-----------|
|                |   | 2018/2019                      | JUL - MAR 2019/2020       | 2019/2020                  | 2020/2021                      | 2021/2022                      | 2022/2023 |
|                |   | \$                             | \$                        | \$                         | \$                             | \$                             | \$        |
| <b>31000EE</b> | <b>Acquisition of Non-Financial Assets</b>        |                                |                           |                            |                                |                                |           |
| <b>31100EE</b> | <b>Acquisition of Fixed Assets</b>                |                                |                           |                            |                                |                                |           |
| 3111203        | Upkeep Community Clinics                          | 0                              | 0                         | 450,000                    | 0                              | 0                              |           |
| 3111222        | Coral Harbour Base Development                    | 1,122,947                      | 685,680                   | 4,120,000                  | 3,219,750                      | 4,674,456                      |           |
| 3111223        | Inagua Base Development                           | 1,688,395                      | 83,237                    | 400,000                    | 600,000                        | 465,120                        |           |
| 3111315        | Upkeep of Navigation/Aids/Light                   | 37,502                         | 0                         | 80,000                     | 100,000                        | 93,024                         |           |
| 3112101        | Acquisition of Transportation Equipment (Land)    | 159,237                        | 0                         | 300,000                    | 430,000                        | 348,840                        |           |
| 3112102        | Sea Vessels                                       | 4,753,739                      | 308,133                   | 1,700,000                  | 4,000,250                      | 1,767,456                      |           |
| 3112204        | Security & Communication Equip                    | 242,687                        | 150,325                   | 250,000                    | 250,000                        | 581,400                        |           |
| 3112205        | Medical Equipment                                 | 65,000                         | 0                         | 70,000                     | 100,000                        | 116,280                        |           |
| 3112206        | Air Conditioning System                           | 37,322                         | 0                         | 0                          | 100,000                        | 116,280                        |           |
| 3112207        | Machinery, Generators, Pumps, Winches, etc.       | 195,069                        | 84,831                    | 250,000                    | 200,000                        | 290,700                        |           |
| 3112209        | Military, Police & Prison Equipment               | 196,552                        | 171,380                   | 500,000                    | 600,000                        | 465,120                        |           |
| 3112225        | Fire Prevention and Protection                    | 79,847                         | 1,976                     | 80,000                     | 100,000                        | 92,480                         |           |
| 3112299        | Other Machinery & Equipment                       | 470,579                        | 365,955                   | 688,460                    | 300,000                        | 290,700                        |           |
|                | <b>Acquisition of Fixed Assets</b>                | <b>9,048,876</b>               | <b>1,851,517</b>          | <b>8,888,460</b>           | <b>10,000,000</b>              | <b>9,301,856</b>               |           |
|                | <b>Acquisition of Non-Financial Assets</b>        | <b>9,048,876</b>               | <b>1,851,517</b>          | <b>8,888,460</b>           | <b>10,000,000</b>              | <b>9,301,856</b>               |           |
|                | <b>ROYAL BAHAMAS DEFENCE FORCE TOTAL EXPENSES</b> | <b>9,048,876</b>               | <b>1,851,517</b>          | <b>8,888,460</b>           | <b>10,000,000</b>              | <b>9,301,856</b>               |           |

The Accounting Officer for this Head is the COMMODORE



# [Head 033] MINISTRY OF PUBLIC WORKS



| ITEM NO.       | TITLE OF ITEM                                     | PROVISIONAL ACTUAL EXPENDITURE | EXPENDITURE (PROVISIONAL) JUL - MAR | REVISED APPROVED ESTIMATES | ESTIMATES          | PRELIMINARY FORECAST ESTIMATES | PRELIMINARY FORECAST ESTIMATES |
|----------------|---|--------------------------------|-------------------------------------|----------------------------|--------------------|--------------------------------|--------------------------------|
|                |   | 2018/2019                      | 2019/2020                           | 2019/2020                  | 2020/2021          | 2021/2022                      | 2022/2023                      |
|                |   | \$                             | \$                                  | \$                         | \$                 | \$                             | \$                             |
| <b>28000EE</b> | <b>Other Payments</b>                             |                                |                                     |                            |                    |                                |                                |
| <b>28200EE</b> | <b>Transfers N.E.C.</b>                           |                                |                                     |                            |                    |                                |                                |
| 2822001        | Project Related Capital Expenditure               | 661,224                        | 0                                   | 0                          | 0                  | 0                              | 0                              |
| 2822003        | National Disaster Refund                          | 1,762,654                      | 1,677,902                           | 5,550,001                  | 0                  | 0                              | 0                              |
| 2822013        | National Disaster Recovery Project                | 0                              | 0                                   | 0                          | 6,000,000          | 9,767,519                      | 7,306,500                      |
| 2822022        | Research, Surveys, Studies, Evaluations           | 3,343,518                      | 1,109,947                           | 5,000,000                  | 9,249,856          | 5,814,000                      | 4,350,000                      |
| 2822025        | IDB Capital Projects                              | 642,340                        | 374,925                             | 3,493,000                  | 3,493,000          | 4,061,662                      | 3,038,910                      |
|                | <b>Transfers N.E.C.</b>                           | <b>6,409,736</b>               | <b>3,162,774</b>                    | <b>14,043,001</b>          | <b>18,742,856</b>  | <b>19,643,181</b>              | <b>14,695,410</b>              |
|                | <b>OTHER CHARGES</b>                              | <b>6,409,736</b>               | <b>3,162,774</b>                    | <b>14,043,001</b>          | <b>18,742,856</b>  | <b>19,643,181</b>              | <b>14,695,410</b>              |
| <b>31000EE</b> | <b>Acquisition of Non-Financial Assets</b>        |                                |                                     |                            |                    |                                |                                |
| <b>31100EE</b> | <b>Acquisition of Fixed Assets</b>                |                                |                                     |                            |                    |                                |                                |
| 3111201        | Construction of Schools                           | 2,993,000                      | 0                                   | 0                          | 0                  | 0                              | 0                              |
| 3111207        | Building Maintenance                              | 6,722,690                      | 5,438,017                           | 11,618,231                 | 15,850,972         | 1,279,080                      | 957,000                        |
| 3111268        | Construction of Gymnasiums                        | 1,044,597                      | 635,217                             | 4,846,162                  | 3,500,000          | 2,325,600                      | 0                              |
| 3111301        | Bridge Repair & Maintenance                       | 0                              | 4,297,080                           | 8,746,000                  | 19,212,985         | 24,418,800                     | 13,050,000                     |
| 3111302        | Ports & Docks                                     | 9,018,619                      | 815,441                             | 1,600,000                  | 2,000,000          | 0                              | 0                              |
| 3111303        | Sidewalks   | 966,739                        | 396,381                             | 400,000                    | 1,200,000          | 465,120                        | 348,000                        |
| 3111306        | Other Infrastructure                              | 1,750,871                      | 3,462,314                           | 10,826,816                 | 9,000,000          | 0                              | 0                              |
| 3111307        | Road Repairs & Maintenance                        | 41,020,104                     | 13,141,547                          | 18,219,688                 | 40,622,065         | 12,808,242                     | 9,613,500                      |
| 3111309        | Hurricane Precautions                             | 178,930                        | 13,330,916                          | 664,800                    | 400,000            | 465,120                        | 348,000                        |
| 3111311        | Cemeteries Improvements & Upkeep                  | 442,020                        | 178,183                             | 2,000,000                  | 1,250,000          | 1,453,500                      | 1,087,500                      |
| 3111313        | Maintenance - Standposts/Faucets/Wells/Drains     | 248,782                        | 583,630                             | 1,108,000                  | 1,400,000          | 1,511,640                      | 1,131,000                      |
| 3111320        | Traffic Study & Systems                           | 0                              | 0                                   | 0                          | 900,000            | 0                              | 0                              |
| 3111321        | New Providence Roadworks                          | 1,508,426                      | 5,798,000                           | 9,000,000                  | 9,000,000          | 10,465,200                     | 7,830,000                      |
| 3111338        | Construction & Expansion - Buildings & Structures | 14,202,753                     | 6,342,711                           | 6,408,352                  | 9,285,435          | 17,442,000                     | 13,050,000                     |
| 3111375        | Road Construction - New Providence                | 8,000,000                      | 0                                   | 0                          | 0                  | 0                              | 0                              |
| 3111377        | Airport Infrastructure Programme                  | 0                              | 0                                   | 0                          | 11,897,208         | 33,721,200                     | 18,470,000                     |
| 3111399        | Other Structures                                  | 1,085,542                      | 493,438                             | 1,486,000                  | 1,200,000          | 5,872,140                      | 4,393,500                      |
| 3111403        | Improvement of Parks & Grounds                    | 0                              | 4,409                               | 15,000                     | 900,000            | 58,140                         | 43,500                         |
| 3112101        | Acquisition of Transportation Equipment (Land)    | 1,606,482                      | 3,600                               | 0                          | 900,000            | 0                              | 0                              |
| 3112202        | Equipment Maintenance                             | 240,801                        | 12,591                              | 413,750                    | 536,000            | 406,980                        | 304,500                        |
| 3112203        | Other Office Equip & Furniture                    | 49,857                         | 70,022                              | 115,890                    | 100,000            | 79,768                         | 52,200                         |
| 3112210        | Landscape Equipment                               | 0                              | 20,864                              | 50,000                     | 200,000            | 232,560                        | 174,000                        |
| 3112211        | Machinery & Generators Mainten                    | 629,872                        | 630,514                             | 1,300,000                  | 1,000,000          | 1,162,800                      | 870,000                        |
| 3113005        | Software  | 0                              | 73,935                              | 617,915                    | 1,000,000          | 1,162,800                      | 870,000                        |
| 3113006        | Hardware  | 0                              | 0                                   | 617,915                    | 1,000,000          | 1,162,800                      | 870,000                        |
|                | <b>Acquisition of Fixed Assets</b>                | <b>91,710,085</b>              | <b>55,728,810</b>                   | <b>80,054,519</b>          | <b>132,354,665</b> | <b>116,493,490</b>             | <b>73,462,700</b>              |
|                | <b>Acquisition of Non-Financial Assets</b>        | <b>91,710,085</b>              | <b>55,728,810</b>                   | <b>80,054,519</b>          | <b>132,354,665</b> | <b>116,493,490</b>             | <b>73,462,700</b>              |
|                | <b>MINISTRY OF PUBLIC WORKS TOTAL EXPENSES</b>    | <b>98,119,821</b>              | <b>58,891,584</b>                   | <b>94,097,520</b>          | <b>151,097,521</b> | <b>136,136,671</b>             | <b>88,158,110</b>              |

The Accounting Officer for this Head is the PERMANENT SECRETARY

# [Head 038] MINISTRY OF EDUCATION



| ITEM NO.       | TITLE OF ITEM                                  | PROVISIONAL ACTUAL EXPENDITURE | EXPENDITURE (PROVISIONAL) JUL - MAR | REVISED APPROVED ESTIMATES | ESTIMATES         | PRELIMINARY FORECAST ESTIMATES | PRELIMINARY FORECAST ESTIMATES |
|----------------|--|--------------------------------|-------------------------------------|----------------------------|-------------------|--------------------------------|--------------------------------|
|                |  | 2018/2019                      | 2019/2020                           | 2019/2020                  | 2020/2021         | 2021/2022                      | 2022/2023                      |
|                |  | \$                             | \$                                  | \$                         | \$                | \$                             | \$                             |
| <b>28000EE</b> | <b>Other Payments</b>                          |                                |                                     |                            |                   |                                |                                |
| <b>28200EE</b> | <b>Transfers N.E.C.</b>                        |                                |                                     |                            |                   |                                |                                |
| 2822021        | Tertiary Education Reform (UB)                 | 2,000,000                      | 0                                   | 2,000,000                  | 1,000,000         | 1,098,000                      | 0                              |
| 2822033        | BTVI CDB Loan                                  | 0                              | 1,500,000                           | 2,700,000                  | 2,870,000         | 3,139,560                      | 2,349,000                      |
|                | <b>Transfers N.E.C.</b>                        | <b>2,000,000</b>               | <b>1,500,000</b>                    | <b>4,700,000</b>           | <b>3,870,000</b>  | <b>4,237,560</b>               | <b>2,349,000</b>               |
|                | <b>OTHER CHARGES</b>                           | <b>2,000,000</b>               | <b>1,500,000</b>                    | <b>4,700,000</b>           | <b>3,870,000</b>  | <b>4,237,560</b>               | <b>2,349,000</b>               |
| <b>31000EE</b> | <b>Acquisition of Non-Financial Assets</b>     |                                |                                     |                            |                   |                                |                                |
| <b>31100EE</b> | <b>Acquisition of Fixed Assets</b>             |                                |                                     |                            |                   |                                |                                |
| 3111201        | Construction of Schools                        | 14,140,497                     | 10,414,367                          | 4,626,913                  | 10,868,617        | 11,312,427                     | 7,715,697                      |
| 3111207        | Building Maintenance                           | 5,864                          | 0                                   | 100,000                    | 300,000           | 348,840                        | 261,000                        |
| 3111209        | Bahamas Technical & Vocational                 | 2,375,000                      | 416,667                             | 3,500,000                  | 1,830,000         | 1,098,080                      | 0                              |
| 3111215        | Government Buildings                           | 13,460,466                     | 21,732,474                          | 9,551,429                  | 21,000,102        | 24,823,045                     | 20,880,089                     |
| 3111286        | New Primary & Secondary Schools                | 6,687,030                      | 2,372,482                           | 13,571,382                 | 13,248,839        | 17,557,245                     | 13,266,525                     |
| 3111402        | Fencing  | 0                              | 0                                   | 150,000                    | 0                 | 0                              | 0                              |
| 3111404        | School Ground Improvements                     | 745,373                        | 500,218                             | 1,000,000                  | 1,500,000         | 1,744,200                      | 1,305,000                      |
| 3112101        | Acquisition of Transportation Equipment (Land) | 0                              | 0                                   | 1,203,175                  | 0                 | 0                              | 0                              |
| 3112201        | Computers                                      | 1,149,715                      | 21,478                              | 500,000                    | 50,000            | 58,140                         | 43,500                         |
| 3112203        | Other Office Equip & Furniture                 | 643,928                        | 602,654                             | 2,032,219                  | 2,173,683         | 2,527,559                      | 1,892,602                      |
| 3112204        | Security & Communication Equip                 | 38,494                         | 0                                   | 103,830                    | 527,000           | 612,796                        | 458,490                        |
| 3112299        | Other Machinery & Equipment                    | 2,468,918                      | 2,752,001                           | 11,258,052                 | 0                 | 0                              | 0                              |
| 3113009        | Digitization Project                           | 0                              | 0                                   | 0                          | 11,528,647        | 13,405,510                     | 10,029,923                     |
|                | <b>Acquisition of Fixed Assets</b>             | <b>41,715,285</b>              | <b>38,812,341</b>                   | <b>47,597,000</b>          | <b>63,026,888</b> | <b>73,487,842</b>              | <b>55,852,826</b>              |
|                | <b>Acquisition of Non-Financial Assets</b>     | <b>41,715,285</b>              | <b>38,812,341</b>                   | <b>47,597,000</b>          | <b>63,026,888</b> | <b>73,487,842</b>              | <b>55,852,826</b>              |
|                | <b>MINISTRY OF EDUCATION TOTAL EXPENSES</b>    | <b>43,715,285</b>              | <b>40,312,341</b>                   | <b>52,297,000</b>          | <b>66,896,888</b> | <b>77,725,402</b>              | <b>58,201,826</b>              |

The Accounting Officer for this Head is the PERMANENT SECRETARY

# [Head 040] MINISTRY OF TRANSPORT & LOCAL GOVERNMENT



| ITEM NO.       | TITLE OF ITEM  | PROVISIONAL ACTUAL EXPENDITURE | EXPENDITURE (PROVISIONAL) JUL - MAR | REVISED APPROVED ESTIMATES | ESTIMATES      | PRELIMINARY FORECAST ESTIMATES | PRELIMINARY FORECAST ESTIMATES |
|----------------|--|--------------------------------|-------------------------------------|----------------------------|----------------|--------------------------------|--------------------------------|
|                |  | 2018/2019                      | 2019/2020                           | 2019/2020                  | 2020/2021      | 2021/2022                      | 2022/2023                      |
|                |  | \$                             | \$                                  | \$                         | \$             | \$                             | \$                             |
| <b>31000EE</b> | <b>Acquisition of Non-Financial Assets</b>                         |                                |                                     |                            |                |                                |                                |
| <b>31100EE</b> | <b>Acquisition of Fixed Assets</b>                                 |                                |                                     |                            |                |                                |                                |
| 3111207        | Building Maintenance   | 0                              | 0                                   | 0                          | 224,040        | 173,260                        | 125,000                        |
| 3111309        | Hurricane Precautions  | 0                              | 392,806                             | 0                          | 0              | 0                              | 0                              |
| 3111315        | Upkeep of Navigation/Aids/Light                                    | 0                              | 0                                   | 50,000                     | 50,000         | 58,140                         | 43,500                         |
| 3111341        | Renovation of Government Buildings                                 | 0                              | 59,640                              | 450,000                    | 0              | 0                              | 0                              |
| 3112203        | Other Office Equip & Furniture                                     | 0                              | 460                                 | 35,200                     | 35,000         | 50,000                         | 50,000                         |
| 3113005        | Software   | 0                              | 0                                   | 0                          | 190,960        | 300,000                        | 216,500                        |
| 3113006        | Hardware   | 0                              | 0                                   | 25,000                     | 0              | 0                              | 0                              |
|                | <b>Acquisition of Fixed Assets</b>                                 | <b>0</b>                       | <b>452,906</b>                      | <b>560,200</b>             | <b>500,000</b> | <b>581,400</b>                 | <b>435,000</b>                 |
|                | <b>Acquisition of Non-Financial Assets</b>                         | <b>0</b>                       | <b>452,906</b>                      | <b>560,200</b>             | <b>500,000</b> | <b>581,400</b>                 | <b>435,000</b>                 |
|                | <b>MINISTRY OF TRANSPORT &amp; LOCAL GOVERNMENT TOTAL EXPENSES</b> | <b>0</b>                       | <b>452,906</b>                      | <b>560,200</b>             | <b>500,000</b> | <b>581,400</b>                 | <b>435,000</b>                 |

The Accounting Officer for this Head is the PERMANENT SECRETARY

# [Head 045] DEPARTMENT OF HOUSING



| ITEM NO.       | TITLE OF ITEM                               | PROVISIONAL ACTUAL EXPENDITURE | EXPENDITURE (PROVISIONAL) JUL - MAR | REVISED APPROVED ESTIMATES | ESTIMATES | PRELIMINARY FORECAST ESTIMATES | PRELIMINARY FORECAST ESTIMATES |
|----------------|---|--------------------------------|-------------------------------------|----------------------------|-----------|--------------------------------|--------------------------------|
|                |   | 2018/2019                      | 2019/2020                           | 2019/2020                  | 2020/2021 | 2021/2022                      | 2022/2023                      |
|                |   | \$                             | \$                                  | \$                         | \$        | \$                             | \$                             |
| <b>31000EE</b> | <b>Acquisition of Non-Financial Assets</b>  |                                |                                     |                            |           |                                |                                |
| <b>31100EE</b> | <b>Acquisition of Fixed Assets</b>          |                                |                                     |                            |           |                                |                                |
| 3111306        | Other Infrastructure                        | 0                              | 174,127                             | 3,000,000                  | 0         | 0                              | 0                              |
| 3111399        | Other Structures                            | 1,209,543                      | 0                                   | 0                          | 0         | 0                              | 0                              |
|                | <b>Acquisition of Fixed Assets</b>          | <b>1,209,543</b>               | <b>174,127</b>                      | <b>3,000,000</b>           | <b>0</b>  | <b>0</b>                       | <b>0</b>                       |
|                | <b>Acquisition of Non-Financial Assets</b>  | <b>1,209,543</b>               | <b>174,127</b>                      | <b>3,000,000</b>           | <b>0</b>  | <b>0</b>                       | <b>0</b>                       |
|                | <b>DEPARTMENT OF HOUSING TOTAL EXPENSES</b> | <b>1,209,543</b>               | <b>174,127</b>                      | <b>3,000,000</b>           | <b>0</b>  | <b>0</b>                       | <b>0</b>                       |

The Accounting Officer for this Head is the PERMANENT SECRETARY

# [Head 048] DEPARTMENT OF LABOUR



| ITEM NO.       | TITLE OF ITEM                              | PROVISIONAL ACTUAL EXPENDITURE | EXPENDITURE (PROVISIONAL) | REVISED APPROVED ESTIMATES | ESTIMATES | PRELIMINARY FORECAST ESTIMATES | PRELIMINARY FORECAST ESTIMATES |
|----------------|--|--------------------------------|---------------------------|----------------------------|-----------|--------------------------------|--------------------------------|
|                |  | 2018/2019                      | JUL - MAR 2019/2020       | 2019/2020                  | 2020/2021 | 2021/2022                      | 2022/2023                      |
|                |  | \$                             | \$                        | \$                         | \$        | \$                             | \$                             |
| <b>31000EE</b> | <b>Acquisition of Non-Financial Assets</b> |                                |                           |                            |           |                                |                                |
| <b>31100EE</b> | <b>Acquisition of Fixed Assets</b>         |                                |                           |                            |           |                                |                                |
| 3111215        | Government Buildings                       | 0                              | 0                         | 50,000                     | 0         | 0                              | 0                              |
| 3112203        | Other Office Equip & Furniture             | 0                              | 0                         | 65,000                     | 0         | 0                              | 0                              |
|                | <b>Acquisition of Fixed Assets</b>         | <b>0</b>                       | <b>0</b>                  | <b>115,000</b>             | <b>0</b>  | <b>0</b>                       | <b>0</b>                       |
|                | <b>Acquisition of Non-Financial Assets</b> | <b>0</b>                       | <b>0</b>                  | <b>115,000</b>             | <b>0</b>  | <b>0</b>                       | <b>0</b>                       |
|                | <b>DEPARTMENT OF LABOUR TOTAL EXPENSES</b> | <b>0</b>                       | <b>0</b>                  | <b>115,000</b>             | <b>0</b>  | <b>0</b>                       | <b>0</b>                       |

The Accounting Officer for this Head is the DIRECTOR

# [Head 053] PORT DEPARTMENT



| ITEM NO.       | TITLE OF ITEM                              | PROVISIONAL ACTUAL EXPENDITURE | EXPENDITURE (PROVISIONAL) JUL - MAR | REVISED APPROVED ESTIMATES | ESTIMATES | PRELIMINARY FORECAST ESTIMATES | PRELIMINARY FORECAST ESTIMATES |
|----------------|--|--------------------------------|-------------------------------------|----------------------------|-----------|--------------------------------|--------------------------------|
|                |  | 2018/2019                      | 2019/2020                           | 2019/2020                  | 2020/2021 | 2021/2022                      | 2022/2023                      |
|                |  | \$                             | \$                                  | \$                         | \$        | \$                             | \$                             |
| <b>31000EE</b> | <b>Acquisition of Non-Financial Assets</b> |                                |                                     |                            |           |                                |                                |
| <b>31100EE</b> | <b>Acquisition of Fixed Assets</b>         |                                |                                     |                            |           |                                |                                |
| 3111315        | Upkeep of Navigation/Aids/Light            | 499,939                        | 0                                   | 0                          | 0         | 0                              | 0                              |
| 3113006        | Hardware                                   | 0                              | 0                                   | 42,000                     | 0         | 0                              | 0                              |
|                | <b>Acquisition of Fixed Assets</b>         | <b>499,939</b>                 | <b>0</b>                            | <b>42,000</b>              | <b>0</b>  | <b>0</b>                       | <b>0</b>                       |
|                | <b>Acquisition of Non-Financial Assets</b> | <b>499,939</b>                 | <b>0</b>                            | <b>42,000</b>              | <b>0</b>  | <b>0</b>                       | <b>0</b>                       |
|                | <b>PORT DEPARTMENT TOTAL EXPENSES</b>      | <b>499,939</b>                 | <b>0</b>                            | <b>42,000</b>              | <b>0</b>  | <b>0</b>                       | <b>0</b>                       |

The Accounting Officer for this Head is the PORT CONTROLLER

# [Head 054] DEPARTMENT OF ROAD TRAFFIC



| ITEM NO. | TITLE OF ITEM                                    | PROVISIONAL ACTUAL EXPENDITURE | EXPENDITURE (PROVISIONAL) | REVISED APPROVED ESTIMATES | ESTIMATES | PRELIMINARY FORECAST ESTIMATES | PRELIMINARY FORECAST ESTIMATES |
|----------|--|--------------------------------|---------------------------|----------------------------|-----------|--------------------------------|--------------------------------|
|          |  | 2018/2019                      | JUL - MAR 2019/2020       | 2019/2020                  | 2020/2021 | 2021/2022                      | 2022/2023                      |
|          |  | \$                             | \$                        | \$                         | \$        | \$                             | \$                             |
| 31000EE  | Acquisition of Non-Financial Assets              |                                |                           |                            |           |                                |                                |
| 31100EE  | Acquisition of Fixed Assets                      |                                |                           |                            |           |                                |                                |
| 3112203  | Other Office Equip & Furniture                   | 0                              | 0                         | 27,000                     | 0         | 0                              | 0                              |
|          | Acquisition of Fixed Assets                      | 0                              | 0                         | 27,000                     | 0         | 0                              | 0                              |
|          | Acquisition of Non-Financial Assets              | 0                              | 0                         | 27,000                     | 0         | 0                              | 0                              |
|          | <b>DEPARTMENT OF ROAD TRAFFIC TOTAL EXPENSES</b> | <b>0</b>                       | <b>0</b>                  | <b>27,000</b>              | <b>0</b>  | <b>0</b>                       | <b>0</b>                       |

The Accounting Officer for this Head is the CONTROLLER

# [Head 055] DEPARTMENT OF METEOROLOGY



| ITEM NO. | TITLE OF ITEM                                   | PROVISIONAL ACTUAL EXPENDITURE | EXPENDITURE (PROVISIONAL) JUL - MAR | REVISED APPROVED ESTIMATES | ESTIMATES | PRELIMINARY FORECAST ESTIMATES | PRELIMINARY FORECAST ESTIMATES |
|----------|---|--------------------------------|-------------------------------------|----------------------------|-----------|--------------------------------|--------------------------------|
|          |   | 2018/2019                      | 2019/2020                           | 2019/2020                  | 2020/2021 | 2021/2022                      | 2022/2023                      |
|          |   | \$                             | \$                                  | \$                         | \$        | \$                             | \$                             |
| 31000EE  | Acquisition of Non-Financial Assets             |                                |                                     |                            |           |                                |                                |
| 31100EE  | Acquisition of Fixed Assets                     |                                |                                     |                            |           |                                |                                |
| 3113006  | Hardware  | 0                              | 0                                   | 10,900                     | 0         | 0                              | 0                              |
|          | Acquisition of Fixed Assets                     | 0                              | 0                                   | 10,900                     | 0         | 0                              | 0                              |
|          | Acquisition of Non-Financial Assets             | 0                              | 0                                   | 10,900                     | 0         | 0                              | 0                              |
|          | <b>DEPARTMENT OF METEOROLOGY TOTAL EXPENSES</b> | <b>0</b>                       | <b>0</b>                            | <b>10,900</b>              | <b>0</b>  | <b>0</b>                       | <b>0</b>                       |

The Accounting Officer for this Head is the DIRECTOR



# [Head 056] MINISTRY OF AGRICULTURE & MARINE RESOURCES



| ITEM NO.       | TITLE OF ITEM  | PROVISIONAL ACTUAL EXPENDITURE | EXPENDITURE (PROVISIONAL) JUL - MAR | REVISED APPROVED ESTIMATES | ESTIMATES        | PRELIMINARY FORECAST ESTIMATES | PRELIMINARY FORECAST ESTIMATES |
|----------------|--|--------------------------------|-------------------------------------|----------------------------|------------------|--------------------------------|--------------------------------|
|                |  | 2018/2019                      | 2019/2020                           | 2019/2020                  | 2020/2021        | 2021/2022                      | 2022/2023                      |
|                |  | \$                             | \$                                  | \$                         | \$               | \$                             | \$                             |
| <b>31000EE</b> | <b>Acquisition of Non-Financial Assets</b>                           |                                |                                     |                            |                  |                                |                                |
| <b>31100EE</b> | <b>Acquisition of Fixed Assets</b>                                   |                                |                                     |                            |                  |                                |                                |
| 3111207        | Building Maintenance   | 181,903                        | 0                                   | 0                          | 0                | 0                              | 0                              |
| 3111241        | Repairs - Packing Houses/Produce Exchanges                           | 0                              | 0                                   | 390,000                    | 350,000          | 116,280                        | 0                              |
| 3111379        | Construction of Green Houses   | 0                              | 0                                   | 0                          | 100,000          | 232,560                        | 174,000                        |
| 3111406        | Food Security Capital Development                                    | 0                              | 0                                   | 0                          | 3,000,000        | 0                              | 0                              |
| 3112101        | Acquisition of Transportation Equipment (Land)                       | 415,750                        | 69,583                              | 87,900                     | 54,000           | 102,208                        | 76,900                         |
| 3112102        | Sea Vessels  | 0                              | 0                                   | 170,000                    | 85,000           | 197,676                        | 147,900                        |
| 3112203        | Other Office Equip & Furniture                                       | 0                              | 31,012                              | 25,000                     | 0                | 0                              | 0                              |
| 3112230        | Purchase of Heavy Equipment  | 0                              | 18,725                              | 132,100                    | 0                | 0                              | 0                              |
|                | <b>Acquisition of Fixed Assets</b>                                   | <b>597,653</b>                 | <b>119,320</b>                      | <b>805,000</b>             | <b>3,589,000</b> | <b>648,724</b>                 | <b>398,800</b>                 |
|                | <b>Acquisition of Non-Financial Assets</b>                           | <b>597,653</b>                 | <b>119,320</b>                      | <b>805,000</b>             | <b>3,589,000</b> | <b>648,724</b>                 | <b>398,800</b>                 |
|                | <b>MINISTRY OF AGRICULTURE &amp; MARINE RESOURCES TOTAL EXPENSES</b> | <b>597,653</b>                 | <b>119,320</b>                      | <b>805,000</b>             | <b>3,589,000</b> | <b>648,724</b>                 | <b>398,800</b>                 |

The Accounting Officer for this Head is the PERMANENT SECRETARY

# [Head 058] DEPARTMENT OF MARINE RESOURCES



| ITEM NO. | TITLE OF ITEM  | PROVISIONAL | EXPENDITURE   | REVISED        |           | PRELIMINARY | PRELIMINARY |
|----------|--|-------------|---------------|----------------|-----------|-------------|-------------|
|          |  | ACTUAL      | (PROVISIONAL) | APPROVED       |           | FORECAST    | FORECAST    |
|          |  | EXPENDITURE |               | ESTIMATES      | ESTIMATES | ESTIMATES   | ESTIMATES   |
|          |  | JUL - MAR   |               |                |           |             |             |
|          |  | 2018/2019   | 2019/2020     | 2019/2020      | 2020/2021 | 2021/2022   | 2022/2023   |
|          |  | \$          | \$            | \$             | \$        | \$          | \$          |
| 31000EE  | Acquisition of Non-Financial Assets                  |             |               |                |           |             |             |
| 31100EE  | Acquisition of Fixed Assets                          |             |               |                |           |             |             |
| 3112102  | Sea Vessels  | 0           | 0             | 356,000        | 0         | 0           | 0           |
|          | Acquisition of Fixed Assets                          | 0           | 0             | 356,000        | 0         | 0           | 0           |
|          | Acquisition of Non-Financial Assets                  | 0           | 0             | 356,000        | 0         | 0           | 0           |
|          | <b>DEPARTMENT OF MARINE RESOURCES TOTAL EXPENSES</b> | <b>0</b>    | <b>0</b>      | <b>356,000</b> | <b>0</b>  | <b>0</b>    | <b>0</b>    |

The Accounting Officer for this Head is the DIRECTOR

# [Head 060] MINISTRY OF HEALTH



| ITEM NO.       | TITLE OF ITEM                              | PROVISIONAL ACTUAL EXPENDITURE | EXPENDITURE (PROVISIONAL) JUL - MAR | REVISED APPROVED ESTIMATES | ESTIMATES         | PRELIMINARY FORECAST ESTIMATES | PRELIMINARY FORECAST ESTIMATES |
|----------------|--|--------------------------------|-------------------------------------|----------------------------|-------------------|--------------------------------|--------------------------------|
|                |  | 2018/2019                      | 2019/2020                           | 2019/2020                  | 2020/2021         | 2021/2022                      | 2022/2023                      |
|                |  | \$                             | \$                                  | \$                         | \$                | \$                             | \$                             |
| <b>28000EE</b> | <b>Other Payments</b>                      |                                |                                     |                            |                   |                                |                                |
| <b>28200EE</b> | <b>Transfers N.E.C.</b>                    |                                |                                     |                            |                   |                                |                                |
| 2822060        | PHA RAND Dorian Reconstruction             | 0                              | 0                                   | 0                          | 9,000,000         | 0                              | 0                              |
|                | <b>Transfers N.E.C.</b>                    | <b>0</b>                       | <b>0</b>                            | <b>0</b>                   | <b>9,000,000</b>  | <b>0</b>                       | <b>0</b>                       |
|                | <b>OTHER CHARGES</b>                       | <b>0</b>                       | <b>0</b>                            | <b>0</b>                   | <b>9,000,000</b>  | <b>0</b>                       | <b>0</b>                       |
| <b>31000EE</b> | <b>Acquisition of Non-Financial Assets</b> |                                |                                     |                            |                   |                                |                                |
| <b>31100EE</b> | <b>Acquisition of Fixed Assets</b>         |                                |                                     |                            |                   |                                |                                |
| 3111112        | Construction of Temporary Housing          | 0                              | 0                                   | 8,000,000                  | 0                 | 0                              | 0                              |
| 3111203        | Upkeep Community Clinics                   | 3,631,897                      | 1,181,970                           | 9,870,000                  | 9,000,000         | 7,076,800                      | 7,920,000                      |
| 3111205        | Hospital & Medical Facilities              | 8,000,000                      | 3,000,000                           | 3,000,000                  | 21,000,000        | 24,818,800                     | 18,270,000                     |
| 3111215        | Government Buildings                       | 0                              | 0                                   | 22,000                     | 0                 | 0                              | 0                              |
| 3112299        | Other Machinery & Equipment                | 0                              | 0                                   | 1,060,000                  | 0                 | 0                              | 0                              |
| 3113006        | Hardware                                   | 0                              | 0                                   | 120,000                    | 0                 | 0                              | 0                              |
|                | <b>Acquisition of Fixed Assets</b>         | <b>11,631,897</b>              | <b>4,181,970</b>                    | <b>22,072,000</b>          | <b>30,000,000</b> | <b>31,895,600</b>              | <b>26,190,000</b>              |
|                | <b>Acquisition of Non-Financial Assets</b> | <b>11,631,897</b>              | <b>4,181,970</b>                    | <b>22,072,000</b>          | <b>30,000,000</b> | <b>31,895,600</b>              | <b>26,190,000</b>              |
|                | <b>MINISTRY OF HEALTH TOTAL EXPENSES</b>   | <b>11,631,897</b>              | <b>4,181,970</b>                    | <b>22,072,000</b>          | <b>39,000,000</b> | <b>31,895,600</b>              | <b>26,190,000</b>              |

The Accounting Officer for this Head is the PERMANENT SECRETARY

# [Head 067] MINISTRY OF TOURISM & AVIATION



| ITEM NO. | TITLE OF ITEM  | PROVISIONAL ACTUAL EXPENDITURE | EXPENDITURE (PROVISIONAL) JUL - MAR | REVISED APPROVED ESTIMATES | ESTIMATES        | PRELIMINARY FORECAST ESTIMATES | PRELIMINARY FORECAST ESTIMATES |
|----------|--|--------------------------------|-------------------------------------|----------------------------|------------------|--------------------------------|--------------------------------|
|          |  | 2018/2019                      | 2019/2020                           | 2019/2020                  | 2020/2021        | 2021/2022                      | 2022/2023                      |
|          |  | \$                             | \$                                  | \$                         | \$               | \$                             | \$                             |
| 31000EE  | Acquisition of Non-Financial Assets                      |                                |                                     |                            |                  |                                |                                |
| 31100EE  | Acquisition of Fixed Assets                              |                                |                                     |                            |                  |                                |                                |
| 3111317  | Family Island Airports Improvement                       | 0                              | 0                                   | 2,000,000                  | 4,010,000        | 5,316,320                      | 3,828,000                      |
|          | Acquisition of Fixed Assets                              | 0                              | 0                                   | 2,000,000                  | 4,010,000        | 5,316,320                      | 3,828,000                      |
|          | Acquisition of Non-Financial Assets                      | 0                              | 0                                   | 2,000,000                  | 4,010,000        | 5,316,320                      | 3,828,000                      |
|          | <b>MINISTRY OF TOURISM &amp; AVIATION TOTAL EXPENSES</b> | <b>0</b>                       | <b>0</b>                            | <b>2,000,000</b>           | <b>4,010,000</b> | <b>5,316,320</b>               | <b>3,828,000</b>               |

The Accounting Officer for this Head is the PERMANENT SECRETARY

# [Head 072] MINISTRY OF THE ENVIRONMENT & HOUSING



| ITEM NO.       | TITLE OF ITEM   | PROVISIONAL      | EXPENDITURE      | REVISED          |                   | PRELIMINARY       | PRELIMINARY       |
|----------------|---|------------------|------------------|------------------|-------------------|-------------------|-------------------|
|                |   | ACTUAL           | (PROVISIONAL)    | APPROVED         |                   | FORECAST          | FORECAST          |
|                |   | EXPENDITURE      |                  | ESTIMATES        | ESTIMATES         | ESTIMATES         | ESTIMATES         |
|                |   | JUL - MAR        |                  |                  |                   |                   |                   |
|                |   | 2018/2019        | 2019/2020        | 2019/2020        | 2020/2021         | 2021/2022         | 2022/2023         |
|                |   | \$               | \$               | \$               | \$                | \$                | \$                |
| <b>28000EE</b> | <b>Other Payments</b>   |                  |                  |                  |                   |                   |                   |
| <b>28200EE</b> | <b>Transfers N.E.C.</b>   |                  |                  |                  |                   |                   |                   |
| 2822001        | Project Related Capital Expenditure                             | 2,089,798        | 951,702          | 2,900,000        | 2,900,000         | 3,372,120         | 2,723,000         |
| 2822022        | Research, Surveys, Studies, Evaluations                         | 0                | 0                | 465,000          | 0                 | 0                 | 0                 |
|                | <b>Transfers N.E.C.</b>   | <b>2,089,798</b> | <b>951,702</b>   | <b>3,365,000</b> | <b>2,900,000</b>  | <b>3,372,120</b>  | <b>2,723,000</b>  |
|                | <b>OTHER CHARGES</b>  | <b>2,089,798</b> | <b>951,702</b>   | <b>3,365,000</b> | <b>2,900,000</b>  | <b>3,372,120</b>  | <b>2,723,000</b>  |
| <b>31000EE</b> | <b>Acquisition of Non-Financial Assets</b>                      |                  |                  |                  |                   |                   |                   |
| <b>31100EE</b> | <b>Acquisition of Fixed Assets</b>                              |                  |                  |                  |                   |                   |                   |
| 3111207        | Building Maintenance  | 0                | 0                | 0                | 400,000           | 406,980           | 217,500           |
| 3111308        | New Lighting Infrastructure                                     | 0                | 85,761           | 298,000          | 298,000           | 346,514           | 259,260           |
| 3111319        | Subdivision Development   | 0                | 0                | 0                | 8,000,000         | 11,880,000        | 8,000,000         |
| 3112101        | Acquisition of Transportation Equipment (Land)                  | 0                | 0                | 0                | 250,000           | 290,360           | 217,500           |
| 3112210        | Landscape Equipment   | 0                | 0                | 100,000          | 0                 | 0                 | 0                 |
| 3112299        | Other Machinery & Equipment                                     | 0                | 0                | 515,000          | 0                 | 0                 | 0                 |
|                | <b>Acquisition of Fixed Assets</b>                              | <b>0</b>         | <b>85,761</b>    | <b>913,000</b>   | <b>8,948,000</b>  | <b>12,923,854</b> | <b>8,694,260</b>  |
|                | <b>Acquisition of Non-Financial Assets</b>                      | <b>0</b>         | <b>85,761</b>    | <b>913,000</b>   | <b>8,948,000</b>  | <b>12,923,854</b> | <b>8,694,260</b>  |
|                | <b>MINISTRY OF THE ENVIRONMENT &amp; HOUSING TOTAL EXPENSES</b> | <b>2,089,798</b> | <b>1,037,463</b> | <b>4,278,000</b> | <b>11,848,000</b> | <b>16,295,974</b> | <b>11,417,260</b> |

The Accounting Officer for this Head is the PERMANENT SECRETARY

# [Head 073] DEPARTMENT OF TRANSFORMATION & DIGITIZATION



| ITEM NO.       | TITLE OF ITEM   | PROVISIONAL | EXPENDITURE    | REVISED          |                   | PRELIMINARY       | PRELIMINARY       |
|----------------|---|-------------|----------------|------------------|-------------------|-------------------|-------------------|
|                |   | ACTUAL      | (PROVISIONAL)  | APPROVED         |                   | FORECAST          | FORECAST          |
|                |   | EXPENDITURE |                | ESTIMATES        | ESTIMATES         | ESTIMATES         | ESTIMATES         |
|                |   | JUL - MAR   |                |                  |                   |                   |                   |
|                |   | 2018/2019   | 2019/2020      | 2019/2020        | 2020/2021         | 2021/2022         | 2022/2023         |
|                |   | \$          | \$             | \$               | \$                | \$                | \$                |
| <b>28000EE</b> | <b>Other Payments</b>   |             |                |                  |                   |                   |                   |
| <b>28200EE</b> | <b>Transfers N.E.C.</b>   |             |                |                  |                   |                   |                   |
| 2822001        | Project Related Capital Expenditure                                   | 0           | 91,736         | 5,000,000        | 900,000           | 1,046,520         | 800,000           |
| 2822022        | Research, Surveys, Studies, Evaluations                               | 0           | 0              | 700,000          | 700,000           | 816,000           | 609,000           |
| 2822025        | IDB Capital Projects  | 0           | 0              | 0                | 8,000,000         | 9,593,355         | 7,773,600         |
|                | <b>Transfers N.E.C.</b>   | <b>0</b>    | <b>91,736</b>  | <b>5,700,000</b> | <b>9,600,000</b>  | <b>11,455,875</b> | <b>9,182,600</b>  |
|                | <b>OTHER CHARGES</b>  | <b>0</b>    | <b>91,736</b>  | <b>5,700,000</b> | <b>9,600,000</b>  | <b>11,455,875</b> | <b>9,182,600</b>  |
| <b>31000EE</b> | <b>Acquisition of Non-Financial Assets</b>                            |             |                |                  |                   |                   |                   |
| <b>31100EE</b> | <b>Acquisition of Fixed Assets</b>                                    |             |                |                  |                   |                   |                   |
| 3112218        | Data Centre Maintenance/Backup System                                 | 0           | 0              | 500,000          | 500,000           | 581,400           | 473,901           |
| 3113002        | Minor Capital Projects  | 0           | 207,314        | 600,000          | 600,000           | 697,680           | 522,000           |
| 3113005        | Software  | 0           | 0              | 700,000          | 1,300,000         | 886,516           | 609,000           |
|                | <b>Acquisition of Fixed Assets</b>                                    | <b>0</b>    | <b>207,314</b> | <b>1,800,000</b> | <b>2,400,000</b>  | <b>2,165,596</b>  | <b>1,604,901</b>  |
|                | <b>Acquisition of Non-Financial Assets</b>                            | <b>0</b>    | <b>207,314</b> | <b>1,800,000</b> | <b>2,400,000</b>  | <b>2,165,596</b>  | <b>1,604,901</b>  |
|                | <b>DEPARTMENT OF TRANSFORMATION &amp; DIGITIZATION TOTAL EXPENSES</b> | <b>0</b>    | <b>299,050</b> | <b>7,500,000</b> | <b>12,000,000</b> | <b>13,621,471</b> | <b>10,787,501</b> |

The Accounting Officer for this Head is the PERMANENT SECRETARY

# [Head 074] MINISTRY FOR GRAND BAHAMA



| ITEM NO.       | TITLE OF ITEM                                   | PROVISIONAL ACTUAL EXPENDITURE | EXPENDITURE (PROVISIONAL) JUL - MAR | REVISED APPROVED ESTIMATES | ESTIMATES        | PRELIMINARY FORECAST ESTIMATES | PRELIMINARY FORECAST ESTIMATES |
|----------------|---|--------------------------------|-------------------------------------|----------------------------|------------------|--------------------------------|--------------------------------|
|                |   | 2018/2019                      | 2019/2020                           | 2019/2020                  | 2020/2021        | 2021/2022                      | 2022/2023                      |
|                |   | \$                             | \$                                  | \$                         | \$               | \$                             | \$                             |
| <b>31000EE</b> | <b>Acquisition of Non-Financial Assets</b>      |                                |                                     |                            |                  |                                |                                |
| <b>31100EE</b> | <b>Acquisition of Fixed Assets</b>              |                                |                                     |                            |                  |                                |                                |
| 3111207        | Building Maintenance                            | 0                              | 0                                   | 0                          | 2,000,000        | 1,169,600                      | 870,000                        |
| 3111215        | Government Buildings                            | 0                              | 438,944                             | 590,000                    | 0                | 0                              | 0                              |
| 3112203        | Other Office Equip & Furniture                  | 0                              | 17,120                              | 300,000                    | 0                | 0                              | 0                              |
| 3112207        | Machinery, Generators, Pumps, Winches, etc.     | 0                              | 24,624                              | 400,000                    | 0                | 0                              | 0                              |
|                | <b>Acquisition of Fixed Assets</b>              | <b>0</b>                       | <b>480,688</b>                      | <b>1,290,000</b>           | <b>2,000,000</b> | <b>1,169,600</b>               | <b>870,000</b>                 |
|                | <b>Acquisition of Non-Financial Assets</b>      | <b>0</b>                       | <b>480,688</b>                      | <b>1,290,000</b>           | <b>2,000,000</b> | <b>1,169,600</b>               | <b>870,000</b>                 |
|                | <b>MINISTRY FOR GRAND BAHAMA TOTAL EXPENSES</b> | <b>0</b>                       | <b>480,688</b>                      | <b>1,290,000</b>           | <b>2,000,000</b> | <b>1,169,600</b>               | <b>870,000</b>                 |

The Accounting Officer for this Head is the PERMANENT SECRETARY

# [Head 075] MINISTRY OF DISASTER PREPAREDNESS, MANAGEMENT & RECONSTRUCTION



| ITEM NO.       | TITLE OF ITEM  | PROVISIONAL | EXPENDITURE   | REVISED   |                  | PRELIMINARY      | PRELIMINARY      |
|----------------|--|-------------|---------------|-----------|------------------|------------------|------------------|
|                |  | ACTUAL      | (PROVISIONAL) | APPROVED  |                  | FORECAST         | FORECAST         |
|                |  | EXPENDITURE | JUL - MAR     | ESTIMATES | ESTIMATES        | ESTIMATES        | ESTIMATES        |
|                |  | 2018/2019   | 2019/2020     | 2019/2020 | 2020/2021        | 2021/2022        | 2022/2023        |
|                |  | \$          | \$            | \$        | \$               | \$               | \$               |
| <b>28000EE</b> | <b>Other Payments</b>  |             |               |           |                  |                  |                  |
| <b>28200EE</b> | <b>Transfers N.E.C.</b>  |             |               |           |                  |                  |                  |
| 2822013        | National Disaster Recovery Project   | 0           | 0             | 0         | 2,000,000        | 1,744,200        | 1,499,000        |
|                | Transfers N.E.C.   | <b>0</b>    | <b>0</b>      | <b>0</b>  | <b>2,000,000</b> | <b>1,744,200</b> | <b>1,499,000</b> |
|                | <b>OTHER CHARGES</b>   | <b>0</b>    | <b>0</b>      | <b>0</b>  | <b>2,000,000</b> | <b>1,744,200</b> | <b>1,499,000</b> |
| <b>31000EE</b> | <b>Acquisition of Non-Financial Assets</b>   |             |               |           |                  |                  |                  |
| <b>31100EE</b> | <b>Acquisition of Fixed Assets</b>   |             |               |           |                  |                  |                  |
| 3111309        | Hurricane Precautions  | 0           | 0             | 0         | 1,000,000        | 1,744,200        | 1,405,000        |
| 3112101        | Acquisition of Transportation Equipment (Land)   | 0           | 0             | 0         | 500,000          | 1,744,200        | 1,405,000        |
| 3113002        | Minor Capital Projects   | 0           | 0             | 0         | 3,000,000        | 1,744,200        | 1,305,000        |
|                | <b>Acquisition of Fixed Assets</b>   | <b>0</b>    | <b>0</b>      | <b>0</b>  | <b>4,500,000</b> | <b>5,232,600</b> | <b>4,115,000</b> |
|                | <b>Acquisition of Non-Financial Assets</b>   | <b>0</b>    | <b>0</b>      | <b>0</b>  | <b>4,500,000</b> | <b>5,232,600</b> | <b>4,115,000</b> |
|                | <b>MINISTRY OF DISASTER PREPAREDNESS,<br/>MANAGEMENT &amp; RECONSTRUCTION TOTAL<br/>EXPENSES</b> | <b>0</b>    | <b>0</b>      | <b>0</b>  | <b>6,500,000</b> | <b>6,976,800</b> | <b>5,614,000</b> |

The Accounting Officer for this Head is the PERMANENT SECRETARY



# [HEAD 001-076] CAPITAL EXPENDITURES HEAD SUMMARY



| HEAD<br>NO.        | MINISTRY/DEPARTMENT | PROVISIONAL        | EXPENDITURE            | REVISED            |                    | PRELIMINARY        | PRELIMINARY        |
|--------------------|---------------------|--------------------|------------------------|--------------------|--------------------|--------------------|--------------------|
|                    |                     | ACTUAL             | (PROVISIONAL)          | APPROVED           |                    | FORECAST           | FORECAST           |
|                    |                     | EXPENDITURE        |                        | ESTIMATES          | ESTIMATES          | ESTIMATES          | ESTIMATES          |
|                    |                     | 2018/2019          | JUL - MAR<br>2019/2020 | 2019/2020          | 2020/2021          | 2021/2022          | 2022/2023          |
|                    |                     | \$                 | \$                     | \$                 | \$                 | \$                 | \$                 |
| <b>GRAND TOTAL</b> |                     | <b>223,364,646</b> | <b>198,868,865</b>     | <b>385,500,000</b> | <b>515,524,579</b> | <b>386,209,920</b> | <b>252,460,000</b> |

# OVERALL ESTIMATES OF EXPENDITURES



| TITLE OF ITEM                     | PROVISIONAL          | EXPENDITURE          | REVISED              |                      | PRELIMINARY          | PRELIMINARY          |
|-----------------------------------|----------------------|----------------------|----------------------|----------------------|----------------------|----------------------|
|                                   | ACTUAL               | (PROVISIONAL)        | APPROVED             |                      | FORECAST             | FORECAST             |
|                                   | EXPENDITURE          |                      | ESTIMATES            | ESTIMATES            | ESTIMATES            | ESTIMATES            |
|                                   |                      | JUL - MAR            |                      |                      |                      |                      |
|                                   | 2018/2019            | 2019/2020            | 2019/2020            | 2020/2021            | 2021/2022            | 2022/2023            |
|                                   | \$                   | \$                   | \$                   | \$                   | \$                   | \$                   |
| RECURRENT                         | 2,422,227,535        | 1,814,028,018        | 2,687,640,991        | 2,574,104,525        | 2,665,900,290        | 2,672,707,727        |
| CAPITAL DEVELOPMENT               | 223,364,646          | 198,868,865          | 385,500,000          | 515,524,579          | 386,209,920          | 252,460,000          |
| <b>ESTIMATES FOR EXPENDITURES</b> | <b>2,645,592,181</b> | <b>2,012,896,883</b> | <b>3,073,140,991</b> | <b>3,089,629,104</b> | <b>3,052,110,210</b> | <b>2,925,167,727</b> |



THE ANNUAL  
**BUDGET**  
2020/2021

**ANNEXES**

# ANNEX 1 - [Head 027] PUBLIC DEBT REDEMPTION & SINKING FUNDS



| ITEM NO.       | TITLE OF ITEM   | PROVISIONAL ACTUAL EXPENDITURE | EXPENDITURE (PROVISIONAL) | REVISED APPROVED ESTIMATES | ESTIMATES  | PRELIMINARY FORECAST ESTIMATES | PRELIMINARY FORECAST ESTIMATES |
|----------------|---|--------------------------------|---------------------------|----------------------------|------------|--------------------------------|--------------------------------|
|                |   | 2018/2019                      | JUL - MAR 2019/2020       | 2019/2020                  | 2020/2021  | 2021/2022                      | 2022/2023                      |
|                |   | \$                             | \$                        | \$                         | \$         | \$                             | \$                             |
| <b>33130EE</b> | <b>Debt Securities</b>                                    |                                |                           |                            |            |                                |                                |
| 5313020        | BGRS 50.0M (10/08/98) 2012-2018                           | 20,000,000                     | 0                         | 0                          | 0          | 0                              | 0                              |
| 5313022        | BGRS \$30.0M (21/10/98) 2008-2018                         | 10,000,000                     | 0                         | 0                          | 0          | 0                              | 0                              |
| 5313023        | BGRS \$50.0M (21/07/99) 2011-2019                         | 10,000,000                     | 10,000,000                | 10,000,000                 | 0          | 0                              | 0                              |
| 5313024        | BGRS \$30.0M 2018-2020 (21/09/00) File #59                | 10,000,000                     | 10,000,000                | 10,000,000                 | 10,000,000 | 0                              | 0                              |
| 5313025        | BGRS \$25.8M 2013-2020 (25/10/00) File #58                | 0                              | 10,000,000                | 10,000,000                 | 10,000,000 | 0                              | 0                              |
| 5313026        | BGRS \$34.3M 2019-2021 (30/07/01)                         | 0                              | 10,000,000                | 10,000,000                 | 10,000,000 | 14,300,000                     | 0                              |
| 5313027        | BGRS \$40.9478M 2018-2021 (12/01/02)                      | 10,000,000                     | 10,000,000                | 10,000,000                 | 10,000,000 | 10,947,800                     | 0                              |
| 5313028        | BGRS 20.465M 2020-2021 (26/04/                            | 0                              | 0                         | 10,000,000                 | 10,465,000 | 0                              | 0                              |
| 5313029        | BGRS \$60.0M 2017-2022 (06/09/02)                         | 0                              | 8,000,000                 | 8,000,000                  | 15,000,000 | 15,000,000                     | 15,000,000                     |
| 5313030        | BGRS \$65.0M 2015-2022 (04/12/02)                         | 0                              | 0                         | 0                          | 15,000,000 | 15,000,000                     | 20,000,000                     |
| 5313031        | Treasury Stock B\$61.1M (08/04/2003) 2019-2023 {Oct/Apr}  | 15,000,000                     | 0                         | 0                          | 15,000,000 | 15,000,000                     | 16,100,000                     |
| 5313032        | Treas Stock B\$75m (21/07/2003)                           | 0                              | 0                         | 0                          | 0          | 0                              | 20,000,000                     |
| 5313033        | Treasury Stock B\$100M (29/07/2004) 2015-2024 {Jul/Jan}   | 10,000,000                     | 0                         | 0                          | 10,000,000 | 10,000,000                     | 10,000,000                     |
| 5313034        | Treasury Stock B\$100M (22/10/2004) 2015-2024 {Oct/Apr}   | 0                              | 15,000,000                | 15,000,000                 | 0          | 0                              | 15,000,000                     |
| 5313035        | BGRS 40.4666M(27/04/05) 2020-2025                         | 0                              | 0                         | 5,466,600                  | 0          | 0                              | 0                              |
| 5313036        | Treasury Stock B\$75.0M (18/07) (2021-2026) {July/Jan}    | 0                              | 0                         | 0                          | 10,000,000 | 0                              | 20,000,000                     |
| 5313037        | Treasury Stock B\$31.5009M (28/11/07) 2018-30 {Nov/May}   | 10,000,000                     | 0                         | 0                          | 6,500,900  | 0                              | 0                              |
| 5313038        | Treasury Stock B\$100M (19/10/2010) 2015-2030 {Oct/Apr}   | 0                              | 20,000,000                | 20,000,000                 | 0          | 0                              | 0                              |
| 5313039        | Treasury Stock B\$100M (15/08/2011) 2016-2032 {Aug/Feb}   | 10,000,000                     | 0                         | 15,000,000                 | 0          | 0                              | 0                              |
| 5313040        | Treasury Stock B\$60M (10/11/2011) 2016-2028 {Nov/May}    | 10,000,000                     | 0                         | 0                          | 10,000,000 | 0                              | 0                              |
| 5313041        | Treasury Stock B\$10.6359M (26/12/12) 2019-2021 {Dec/Jun} | 2,000,000                      | 0                         | 4,635,900                  | 4,000,000  | 0                              | 0                              |
| 5313043        | Treasury Stock B\$100M (25/09/2012) 2016-2032 {Sept/Mar}  | 0                              | 15,000,000                | 0                          | 0          | 0                              | 0                              |
| 5313044        | Treasury Stock B\$70M 2020-34 {Jul/Jan}                   | 0                              | 0                         | 0                          | 5,000,000  | 4,600,000                      | 0                              |
| 5313045        | Treasury Stock B\$35M (30/10/14) 2019-2021                | 0                              | 10,400,000                | 10,400,000                 | 0          | 5,000,000                      | 0                              |
| 5313047        | Treasury Stock B\$75.0M (14/07/2017) 2020-2037            | 0                              | 0                         | 0                          | 5,000,000  | 0                              | 5,000,000                      |
| 5313048        | Treasury Stock B\$200M (16/07/19) 2017-31                 | 20,000,000                     | 0                         | 0                          | 20,000,000 | 20,000,000                     | 10,000,000                     |
| 5313049        | Treasury Stock B\$20M (13/10/16) 2019                     | 0                              | 20,000,000                | 20,000,000                 | 0          | 0                              | 0                              |
| 5313050        | Treasury Stock B\$120M (27/10/16) 2018                    | 120,000,000                    | 0                         | 0                          | 0          | 0                              | 0                              |
| 5313051        | Treasury Stock \$62M (13/10/2017) 2027-2037               | 0                              | 0                         | 0                          | 5,000,000  | 0                              | 5,000,000                      |
| 5313052        | BGRS \$75 Million (28/03/19) 2020                         | 75,000,000                     | 0                         | 150,000,000                | 0          | 0                              | 0                              |
| 5313053        | BGRS \$75 Million (April, 2018)                           | 75,000,000                     | 75,000,000                | 75,000,000                 | 0          | 0                              | 0                              |
| 5313055        | Treasury Stock B\$28M (23/11/99) 2016-2019 (November/May) | 10,000,000                     | 0                         | 10,000,000                 | 0          | 0                              | 0                              |

# ANNEX 1 - [Head 027] PUBLIC DEBT REDEMPTION & SINKING FUNDS



| ITEM NO.               | TITLE OF ITEM  | PROVISIONAL ACTUAL EXPENDITURE | EXPENDITURE (PROVISIONAL) | REVISED APPROVED ESTIMATES | ESTIMATES          | PRELIMINARY FORECAST ESTIMATES | PRELIMINARY FORECAST ESTIMATES |
|------------------------|--|--------------------------------|---------------------------|----------------------------|--------------------|--------------------------------|--------------------------------|
|                        |  | 2018/2019                      | JUL - MAR 2019/2020       | 2019/2020                  | 2020/2021          | 2021/2022                      | 2022/2023                      |
|                        |  | \$                             | \$                        | \$                         | \$                 | \$                             | \$                             |
| 5313056                | Royal Fidelity Bahamas Government Stock (17/12/14) 2017-2044 (Dec/Jun) | 16,055,000                     | 28,100,000                | 45,100,000                 | 7,520,700          | 85,826,000                     | 53,734,300                     |
| 5313057                | Royal Fidelity Bgtn  | 5,506,357                      | 4,237,130                 | 0                          | 0                  | 0                              | 0                              |
| 5313058                | BGRS \$129 Million (2018) 2021-2048                                    | 0                              | 0                         | 0                          | 0                  | 3,058,400                      | 0                              |
| 5313059                | BGRS B\$110M (2021-2038) Jul-Sep                                       | 0                              | 0                         | 0                          | 0                  | 0                              | 2,000,000                      |
| 5313061                | Treasury Stock B\$20.0M (2021-2038) 23/02/18 {Feb/Aug}                 | 0                              | 0                         | 0                          | 1,000,000          | 0                              | 0                              |
| 5313062                | BGRS ISSUE 126 \$75 Million {Apr/Oct} 29th                             | 0                              | 75,000,000                | 0                          | 0                  | 0                              | 0                              |
| 5313063                | BGRS \$40M 2022-2049 {Jan/July} 15th                                   | 0                              | 0                         | 0                          | 0                  | 1,000,000                      | 0                              |
| 5313064                | Treasury Stock B\$75.0M (07/09) 2021-2025) {Sept/Mar}                  | 0                              | 0                         | 0                          | 0                  | 15,000,000                     | 15,000,000                     |
| 5313066                | Treasury Stock B\$40.0M (2022-2025) 27/4/05 {Oct/Apr}                  | 0                              | 0                         | 0                          | 0                  | 10,000,000                     | 10,000,000                     |
| 5313067                | Treasury Stock B\$100M(22/9/06) 2021-2026 {Sept/March}                 | 0                              | 0                         | 0                          | 0                  | 10,000,000                     | 10,000,000                     |
| 5313068                | Treasury Stock B\$20M (19/12/16) 2021                                  | 0                              | 0                         | 0                          | 0                  | 20,000,000                     | 0                              |
| 5313070                | Conversion of Treasury Bills to Bonds                                  | 0                              | 0                         | 80,000,000                 | 0                  | 0                              | 0                              |
| 5313072                | BGRS \$90M (15/10/19) 2022-20  | 0                              | 0                         | 0                          | 0                  | 1,000,000                      | 1,480,000                      |
| 5313075                | Treasury Stock B\$23.2898M (19/02/2004) 2023-2024 {Aug/Feb}            | 0                              | 0                         | 0                          | 0                  | 0                              | 10,000,000                     |
| 5313078                | Treasury Stock B\$100M (15/08/11) 2016-2032 {Aug/Feb}                  | 0                              | 0                         | 0                          | 10,000,000         | 0                              | 0                              |
| 5313082                | Treasury Stock B\$110M (13/07) 2021-38 {Jul/Jan}                       | 0                              | 0                         | 0                          | 0                  | 8,000,000                      | 0                              |
| 5313083                | Treasury Stock \$65M 2022-2049 {Jan/July} 15th                         | 0                              | 0                         | 0                          | 0                  | 333,333                        | 0                              |
| 5313084                | Treasury Stock \$40M 2022-2049 (\$90.7M) 2022-2049                     | 0                              | 0                         | 0                          | 0                  | 333,333                        | 0                              |
| 5313085                | Treasury Stock \$25M (15/05/2019)                                      | 0                              | 0                         | 0                          | 0                  | 333,333                        | 0                              |
| 5313087                | Treasury Stock B\$103M (15/07/) 2022-2049 {Jul/Jan}                    | 0                              | 0                         | 0                          | 0                  | 0                              | 500,000                        |
| 5313088                | Treasury Stock B\$M ( ) 2022-2049 {Oct/Apr}                            | 0                              | 0                         | 0                          | 0                  | 0                              | 1,500,000                      |
| 5313089                | Treasury Stock B\$75M (29/10/19) 2020 {April/Oct}                      | 0                              | 0                         | 0                          | 75,000,000         | 0                              | 0                              |
| 5313090                | Treasury Stock B\$ (27/03/20) 2020-2021 {/Mar/Sep}                     | 0                              | 0                         | 0                          | 75,000,000         | 0                              | 0                              |
| 5313093                | BGRS \$75M (05/05/2020)  | 0                              | 0                         | 0                          | 58,000,000         | 0                              | 0                              |
| 5313094                | BGRS B\$30M (21/04/20) 2023-2  | 0                              | 0                         | 0                          | 0                  | 500,000                        | 0                              |
| <b>Debt Securities</b> |  | <b>438,561,357</b>             | <b>320,737,130</b>        | <b>518,602,500</b>         | <b>397,486,600</b> | <b>265,232,199</b>             | <b>240,314,300</b>             |
| <b>33140EE</b>         | <b>Domestic Loans</b>  |                                |                           |                            |                    |                                |                                |
| 5314004                | GOB \$130 Million Club Loan  | 32,500,000                     | 24,375,000                | 32,500,000                 | 32,500,000         | 16,500,000                     | 0                              |
| 5314005                | RBC Capital Works Loans  | 654,374                        | 520,211                   | 700,236                    | 748,992            | 801,145                        | 856,925                        |
| 5314007                | RBC \$100 Million Loan   | 5,555,556                      | 16,666,668                | 22,222,224                 | 22,222,224         | 22,222,224                     | 22,222,224                     |
| 5314009                | FCIB \$100M Syndicate Loan   | 20,000,000                     | 15,000,000                | 20,000,000                 | 20,000,000         | 20,000,000                     | 10,000,000                     |
| 5314010                | FCIB \$75M Credit Facility   | 7,500,000                      | 11,250,000                | 15,000,000                 | 15,000,000         | 15,000,000                     | 15,000,000                     |

# ANNEX 1 - [Head 027] PUBLIC DEBT REDEMPTION & SINKING FUNDS



| ITEM NO.       | TITLE OF ITEM   | PROVISIONAL ACTUAL EXPENDITURE | EXPENDITURE (PROVISIONAL) | REVISED APPROVED ESTIMATES | ESTIMATES          | PRELIMINARY FORECAST ESTIMATES | PRELIMINARY FORECAST ESTIMATES |
|----------------|---|--------------------------------|---------------------------|----------------------------|--------------------|--------------------------------|--------------------------------|
|                |   | 2018/2019                      | JUL - MAR 2019/2020       | 2019/2020                  | 2020/2021          | 2021/2022                      | 2022/2023                      |
|                |   | \$                             | \$                        | \$                         | \$                 | \$                             | \$                             |
| 5314011        | FCIB \$15 Million Loan (2019)                           | 3,000,000                      | 0                         | 0                          | 0                  | 0                              | 0                              |
| 5314019        | GOB \$190 Million Club Loan                             | 0                              | 0                         | 0                          | 6,562,600          | 26,250,400                     | 26,250,400                     |
| 5314020        | FCIB \$85M Syndicate Loan                               | 0                              | 0                         | 0                          | 7,083,333          | 14,166,667                     | 14,166,667                     |
| 5314022        | FCIB \$12M Loan   | 0                              | 12,000,000                | 0                          | 0                  | 0                              | 0                              |
|                | <b>Domestic Loans</b>                                   | <b>69,209,930</b>              | <b>79,811,879</b>         | <b>90,422,460</b>          | <b>104,117,149</b> | <b>114,940,436</b>             | <b>88,496,216</b>              |
| <b>33200EE</b> | <b>Foreign Liabilities</b>                              |                                |                           |                            |                    |                                |                                |
| 5324001        | IADB 2756/OC-BH Trade Sector Support Loan (Aug/ Feb)    | 674,760                        | 834,241                   | 694,760                    | 834,241            | 834,241                        | 834,241                        |
| 5324002        | IADB 2758/OC-BH Social Safety Net Reform Loan (Aug/Feb) | 206,807                        | 206,807                   | 207,808                    | 406,808            | 406,808                        | 406,808                        |
| 5324004        | Provision For New Borrowings                            | 0                              | 0                         | 10,000,000                 | 20,000,000         | 20,000,000                     | 20,000,000                     |
| 5324008        | IDB 1266/OC-BH \$21.0M Infrastructure Rehabilitation    | 1,263,910                      | 1,263,910                 | 1,263,910                  | 1,263,910          | 1,263,910                      | 0                              |
| 5324009        | IDB 1320/OC-BH Transport Programme                      | 3,250,878                      | 1,625,439                 | 3,250,880                  | 3,250,880          | 1,625,439                      | 0                              |
| 5324011        | IDB 1695/OC-BH Education Support Programme              | 885,819                        | 885,819                   | 592,210                    | 885,819            | 885,819                        | 885,819                        |
| 5324012        | IADB 1988/OC-BH Supplementary Financing                 | 4,767,602                      | 2,383,801                 | 4,767,602                  | 4,767,602          | 4,767,602                      | 4,767,602                      |
| 5324013        | CDB 09/OR-BHA Loan US\$10.109M                          | 588,100                        | 441,075                   | 888,100                    | 723,100            | 723,100                        | 723,100                        |
| 5324014        | Airport Highway Project Loan                            | 3,531,326                      | 3,460,934                 | 3,866,185                  | 3,866,185          | 3,866,185                      | 3,866,185                      |
| 5324015        | Air Transport Reform Programme (2682/83) OC-BH Loan     | 1,166,185                      | 583,093                   | 3,766,185                  | 3,766,185          | 3,766,185                      | 3,766,185                      |
| 5324016        | North Abaco Port/Abaco Bridge (Sept/Mar)                | 2,462,626                      | 2,413,538                 | 2,515,662                  | 2,515,662          | 2,515,662                      | 2,515,662                      |
| 5324017        | IADB 2773/OC-BH NPTP S.F. II                            | 2,843,430                      | 1,421,715                 | 2,843,430                  | 2,843,430          | 2,843,430                      | 2,843,430                      |
| 5324019        | CDB 02/SFR-BHA (29/08/13) US\$750,000 2023              | 82,473                         | 61,854                    | 82,473                     | 82,473             | 82,473                         | 82,473                         |
| 5324020        | US\$16.7M IADB Loan#1617/OC-BH                          | 238,701                        | 119,351                   | 238,702                    | 238,702            | 238,702                        | 238,702                        |
| 5324021        | US \$21.0M IDB Loan 848/OC-BH (EDUC)                    | 1,296,002                      | 648,001                   | 1,296,002                  | 0                  | 0                              | 0                              |
| 5324022        | EEC Rural Energy Project (1991) 2000-2030               | 29,274                         | 28,476                    | 30,334                     | 30,287             | 30,187                         | 30,177                         |
| 5324023        | Food Technology Laboratory Complex                      | 18,331                         | 9,041                     | 19,385                     | 19,884             | 9,100                          | 0                              |
| 5324026        | IDB 1170/OC-BH (\$23.5M) Solid Waste Management         | 1,500,613                      | 750,307                   | 750,307                    | 0                  | 0                              | 0                              |
| 5324028        | Export/Import Bank of China Loan                        | 311,334                        | 305,128                   | 328,039                    | 328,039            | 328,039                        | 328,039                        |
| 5324032        | Deutsche Bank RBDF Atradius Credit Facilities (A & B)   | 20,169,711                     | 19,541,990                | 21,174,476                 | 21,174,476         | 16,863,523                     | 16,863,623                     |
| 5324033        | Credit Suisse CHF 100 Million Loan                      | 15,503,776                     | 0                         | 15,503,099                 | 15,404,027         | 15,403,099                     | 15,403,099                     |
| 5324034        | Credit Suisse CHF 150 Million Loan                      | 23,154,657                     | 0                         | 24,852,117                 | 23,852,117         | 23,852,117                     | 23,852,117                     |
| 5324035        | Deutsche Bank 72M Euro Senior Unsecured Notes Loan      | 0                              | 0                         | 0                          | 87,605,000         | 0                              | 0                              |
| 5324038        | IADB 3340/OC-BH Loan                                    | 0                              | 0                         | 0                          | 0                  | 1,650,000                      | 1,650,000                      |
| 5324039        | IADB 3499/OC-BH Loan                                    | 0                              | 0                         | 0                          | 0                  | 1,000,000                      | 1,000,000                      |
| 5324045        | IDB 4549 - Government Digital Trans                     | 0                              | -300,000                  | 0                          | 0                  | 0                              | 0                              |

# ANNEX 1 - [Head 027] PUBLIC DEBT REDEMPTION & SINKING FUNDS



| ITEM NO.       | TITLE OF ITEM   | PROVISIONAL        | EXPENDITURE        | REVISED            |                    | PRELIMINARY        | PRELIMINARY        |
|----------------|---|--------------------|--------------------|--------------------|--------------------|--------------------|--------------------|
|                |   | ACTUAL             | (PROVISIONAL)      | APPROVED           |                    | FORECAST           | FORECAST           |
|                |   | EXPENDITURE        |                    | ESTIMATES          | ESTIMATES          | ESTIMATES          | ESTIMATES          |
|                |   | JUL - MAR          |                    |                    |                    |                    |                    |
|                |   | 2018/2019          | 2019/2020          | 2019/2020          | 2020/2021          | 2021/2022          | 2022/2023          |
|                |   | \$                 | \$                 | \$                 | \$                 | \$                 | \$                 |
| 5324047        | CDB 11/OR-BHA Loan Water & Sewerage                     | 0                  | 0                  | 0                  | 1,128,519          | 1,180,375          | 2,360,750          |
| 5324048        | CDB 13/OR-BHA Loan                                      | 0                  | 0                  | 0                  | 0                  | 0                  | 1,091,775          |
| 5324049        | USD \$180M J P Morgan Loan {Dec/Jun}                    | 0                  | 0                  | 0                  | 0                  | 0                  | 180,000,000        |
| 5324053        | CDB 14/OR-BHA \$50M POLICY BA                           | 0                  | 0                  | 0                  | 0                  | 1,562,500          | 6,250,000          |
|                | <b>Foreign Liabilities</b>                              | <b>83,946,315</b>  | <b>36,684,520</b>  | <b>98,931,666</b>  | <b>194,987,346</b> | <b>105,698,496</b> | <b>289,759,787</b> |
|                | <b>Repayments</b>                                       | <b>591,717,602</b> | <b>437,233,529</b> | <b>707,956,626</b> | <b>696,591,095</b> | <b>485,871,131</b> | <b>618,570,303</b> |
| <b>32000EE</b> | <b>Acquisition of Financial Assets (Sinking Fund)</b>   |                    |                    |                    |                    |                    |                    |
| 5212001        | Sinking Fund Har. Malcolm Property Purchase Loan        | 0                  | 0                  | 1,486              | 1,486              | 1,486              | 1,486              |
| 5212002        | The Clifton Heritage Authority                          | 0                  | 0                  | 1,130,521          | 1,130,521          | 1,130,521          | 1,130,521          |
| 5222001        | USD \$200.0M Bond (6.625%)                              | 0                  | 0                  | 3,700,000          | 3,700,000          | 3,700,000          | 3,700,000          |
| 5222002        | US \$100M Bond  | 0                  | 0                  | 1,700,000          | 1,700,000          | 1,700,000          | 1,700,000          |
| 5222003        | USD \$750M 6% Notes (2017-2028)                         | 0                  | 29,969,316         | 39,959,088         | 39,959,088         | 39,959,088         | 39,959,088         |
|                | <b>Acquisition of Financial Assets (Sinking Fund)</b>   | <b>0</b>           | <b>29,969,316</b>  | <b>46,491,095</b>  | <b>46,491,095</b>  | <b>46,491,095</b>  | <b>46,491,095</b>  |
|                | <b>PUBLIC DEBT REDEMPTION &amp; SINKING FUNDS TOTAL</b> | <b>591,717,602</b> | <b>467,202,845</b> | <b>754,447,721</b> | <b>743,082,190</b> | <b>532,362,226</b> | <b>665,061,398</b> |

The Accounting Officer for this Head is the DIRECTOR

In prior years, Sinking Funds were accounted for within HEAD 22 (Treasury), as shown below.

|         |  |            |   |   |   |   |   |
|---------|--|------------|---|---|---|---|---|
| 32000EE | Acquisition of Financial Assets (Sinking Fund) | 46,491,095 | 0 | 0 | 0 | 0 | 0 |
|---------|--|------------|---|---|---|---|---|



# ANNEX 2 - RECURRENT SUBVENTIONS



| ITEM NO.                           | TITLE OF ITEM  | PROVISIONAL ACTUAL EXPENDITURE | EXPENDITURE (PROVISIONAL) | REVISED APPROVED ESTIMATES | ESTIMATES          | PRELIMINARY FORECAST ESTIMATES | PRELIMINARY FORECAST ESTIMATES |
|------------------------------------|--|--------------------------------|---------------------------|----------------------------|--------------------|--------------------------------|--------------------------------|
|                                    |  | 2018/2019                      | JUL - MAR 2019/2020       | 2019/2020                  | 2020/2021          | 2021/2022                      | 2022/2023                      |
|                                    |  | \$                             | \$                        | \$                         | \$                 | \$                             | \$                             |
| 2821408                            | Broadcasting Corporation of The Bahamas                        | 8,543,093                      | 5,683,912                 | 7,578,549                  | 7,000,000          | 6,300,000                      | 5,355,000                      |
| 2821412                            | Clifton Heritage Authority                                     | 2,221,603                      | 1,576,295                 | 2,214,450                  | 1,771,560          | 1,594,404                      | 1,355,243                      |
| 2821413                            | The Antiquities, Monuments & Museum Corporation                | 2,475,000                      | 1,567,500                 | 2,351,250                  | 1,900,000          | 1,900,000                      | 1,900,000                      |
| 2511205                            | Water & Sewerage Corporation Development Projects              | 31,018,761                     | 38,000,000                | 25,000,000                 | 20,300,000         | 25,000,000                     | 25,000,000                     |
| 2821418                            | Straw Market Authority   | 0                              | 411,750                   | 495,000                    | 396,000            | 356,400                        | 302,940                        |
| 2511206                            | Operation - University of The Bahamas                          | 38,559,074                     | 20,266,031                | 30,744,773                 | 30,744,773         | 30,744,773                     | 30,744,773                     |
| 2511207                            | Operation - Bahamas Technical & Vocational Insitute            | 8,603,113                      | 4,577,335                 | 6,103,113                  | 6,103,113          | 6,103,113                      | 6,103,113                      |
| 2511208                            | National Arts Gallery  | 1,550,000                      | 1,162,500                 | 1,550,000                  | 1,240,000          | 1,240,000                      | 1,240,000                      |
| 2821416                            | National Sports Authority                                      | 3,000,000                      | 2,137,500                 | 2,850,000                  | 2,280,000          | 2,280,000                      | 2,280,000                      |
| 2821409                            | Bahamas Agricultural & Industrial Corporation                  | 5,902,922                      | 4,673,750                 | 6,219,000                  | 5,000,000          | 4,500,000                      | 3,825,000                      |
| 2821624                            | Bahamas Agricultural Health and Food Safety Authority (BAHFSA) | 700,000                        | 526,317                   | 700,000                    | 560,000            | 504,000                        | 428,400                        |
| 2821628                            | School of Agriculture & Marine Science (Andros)                | 7,000,000                      | 6,396,729                 | 8,060,000                  | 6,900,000          | 6,226,088                      | 5,292,174                      |
| 2511210                            | National Health Insurance Authority                            | 14,888,889                     | 16,666,667                | 20,000,000                 | 38,000,000         | 38,000,000                     | 38,000,000                     |
| 2511213                            | Public Hospitals Authority                                     | 230,233,021                    | 187,870,110               | 235,455,825                | 223,455,825        | 201,110,243                    | 170,943,706                    |
| 2271001                            | Operation of Department of Public Health                       | 7,413,134                      | 0                         | 0                          | 0                  | 0                              | 0                              |
| 2511203                            | Bahamasair Holdings Ltd.                                       | 13,299,601                     | 17,309,856                | 22,393,444                 | 19,000,000         | 17,100,000                     | 14,535,000                     |
| 2821407                            | Operational Expenses - Airport Authority                       | 5,029,770                      | 3,617,031                 | 6,177,806                  | 4,942,245          | 4,448,021                      | 3,780,817                      |
| 2821410                            | Hotel Corporation of The Bahamas                               | 468,336                        | 388,117                   | 562,488                    | 449,990            | 404,991                        | 344,242                        |
| 2821411                            | Nassau Flight Services   | 1,500,974                      | 1,242,000                 | 1,800,000                  | 1,460,000          | 1,314,000                      | 1,116,900                      |
| 2821414                            | Operation - The Gaming Board                                   | 5,286,343                      | 4,376,355                 | 6,342,544                  | 5,174,035          | 4,656,632                      | 3,958,137                      |
| 2821417                            | Bahamas Civil Aviation Authority                               | 19,155,749                     | 11,606,787                | 19,131,601                 | 15,305,280         | 13,774,752                     | 11,708,539                     |
| 20000EE                            | National Training Agency                                       | 985,000                        | 728,970                   | 1,104,500                  | 777,650            | 877,750                        | 744,775                        |
| 2821415                            | The Bahamas Public Parks and Beaches Authority                 | 13,850,000                     | 19,100,000                | 25,900,000                 | 15,200,000         | 13,680,000                     | 11,628,000                     |
| <b>TOTAL RECURRENT SUBVENTIONS</b> |  | <b>421,684,383</b>             | <b>349,885,512</b>        | <b>432,734,343</b>         | <b>407,960,471</b> | <b>382,115,167</b>             | <b>340,586,759</b>             |

# ANNEX 3 - SUMMARY RECURRENT EXPENDITURES BY PROGRAMME



| PROG NO.     | TITLE OF PROGRAMME                          | PROVISIONAL ACTUAL EXPENDITURE | EXPENDITURE (PROVISIONAL) JUL - MAR | REVISED APPROVED ESTIMATES | ESTIMATES            | PRELIMINARY FORECAST ESTIMATES | PRELIMINARY FORECAST ESTIMATES |
|--------------|---|--------------------------------|-------------------------------------|----------------------------|----------------------|--------------------------------|--------------------------------|
|              |   | 2018/2019                      | 2019/2020                           | 2019/2020                  | 2020/2021            | 2021/2022                      | 2022/2023                      |
|              |   | \$                             | \$                                  | \$                         | \$                   | \$                             | \$                             |
| 0100         | General Administration                      | 2,261,761,033                  | 1,623,809,447                       | 2,361,624,769              | 2,237,928,994        | 2,404,728,092                  | 2,404,653,814                  |
| 0103         | Pension Administration                      | 102,235,977                    | 79,495,801                          | 106,100,000                | 106,100,000          | 111,100,000                    | 117,100,000                    |
| 0105         | Insurance Administration                    | 48,588,936                     | 54,740,849                          | 70,000,000                 | 60,000,000           | 80,000,000                     | 80,000,000                     |
| 0106         | Disaster Management                         | 0                              | 14,638,113                          | 83,220,054                 | 11,236,100           | 2,782,220                      | 2,993,830                      |
| 0108         | Magistry                                    | 0                              | 261,087                             | 355,560                    | 450,000              | 781,250                        | 821,363                        |
| 0112         | Voter Registration and Elections Management | 0                              | 0                                   | 54,000                     | 0                    | 0                              | 0                              |
| 0125         | Statistical Services                        | 0                              | 77,265                              | 1,460,215                  | 1,349,860            | 159,812                        | 159,812                        |
| 0126         | Household Expenditure Survey                | 0                              | 0                                   | 10,450                     | 9,105                | 11,280                         | 11,280                         |
| 0144         | After School Programme                      | 608,910                        | 224,340                             | 344,000                    | 170,000              | 361,200                        | 379,260                        |
| 0149         | National Parenting Programme                | 29,779                         | 3,056                               | 30,000                     | 30,000               | 30,000                         | 30,000                         |
| 0150         | Simpson Penn Centre For Boys                | 248,515                        | 214,910                             | 290,000                    | 290,000              | 290,000                        | 290,000                        |
| 0151         | Willie Mae Pratt Centre For Girls           | 175,789                        | 108,049                             | 233,000                    | 233,000              | 233,000                        | 233,000                        |
| 0153         | Fresh Start                                 | 272,340                        | 76,814                              | 332,500                    | 266,000              | 266,000                        | 266,000                        |
| 0165         | Community Health Care Service               | 0                              | 0                                   | 0                          | 962,816              | 1,026,776                      | 1,123,155                      |
| 0167         | Disease Prevention and Health Promotion     | 0                              | 2,505,762                           | 0                          | 21,300,000           | 0                              | 0                              |
| 0168         | Health Education Promotion                  | 15,097                         | 8,406                               | 35,000                     | 35,000               | 35,875                         | 35,875                         |
| 0170         | Nursing Council                             | 194,400                        | 125,916                             | 194,400                    | 210,000              | 230,000                        | 230,500                        |
| 0171         | National Breast Cancer Initiative           | 0                              | 0                                   | 10,000                     | 10,000               | 10,250                         | 10,250                         |
| 0172         | Chronic Non-Communicable Diseases           | 5,000                          | 269                                 | 15,000                     | 15,000               | 15,000                         | 15,000                         |
| 0173         | National Drug Council                       | 27,537                         | 9,769                               | 51,000                     | 45,000               | 50,000                         | 52,000                         |
| 0174         | Family Planning                             | 53,213                         | 63,160                              | 150,000                    | 105,000              | 110,000                        | 125,000                        |
| 0175         | Department of Public Health                 | 7,446,322                      | 4,479,065                           | 7,605,000                  | 0                    | 0                              | 0                              |
| 0177         | Maternal & Child Health Progrm              | 463                            | 1,370                               | 10,000                     | 10,000               | 10,250                         | 10,250                         |
| 0178         | National Blood/Voluntary Blood              | 0                              | 0                                   | 1,500                      | 1,500                | 1,538                          | 1,538                          |
| 0180         | Disease Surveillance Programmes             | 0                              | 0                                   | 5,000                      | 5,000                | 5,125                          | 5,125                          |
| 0192         | Bulk Waste Removal                          | 545,270                        | 2,311,174                           | 2,313,250                  | 2,863,250            | 2,863,250                      | 2,863,250                      |
| 0193         | Tourism Policy and Administration           | 0                              | 5,705,191                           | 12,054,829                 | 10,901,835           | 13,238,780                     | 13,551,780                     |
| 0194         | Promotions and Marketing                    | 0                              | 23,540,547                          | 38,328,987                 | 29,002,336           | 38,831,225                     | 38,991,225                     |
| 0197         | Cadet Programme                             | 18,957                         | 6,953                               | 20,675                     | 20,000               | 31,050                         | 31,103                         |
| 0200         | Back Yard Farming                           | 0                              | 500                                 | 243,485                    | 80,000               | 130,000                        | 130,000                        |
| 0201         | Transfer Stations                           | 0                              | 0                                   | 95,000                     | 95,000               | 265,000                        | 270,000                        |
| 0203         | Universal Pre Primary Education Initiative  | 0                              | 1,620,397                           | 2,183,317                  | 2,183,317            | 2,183,317                      | 2,183,317                      |
| 0223         | Midwifery                                   | 0                              | 0                                   | 170,000                    | 70,000               | 80,000                         | 95,000                         |
| 0224         | ER Nursing                                  | 0                              | -190                                | 100,000                    | 35,000               | 40,000                         | 45,000                         |
| 0226         | Economic Support                            | 0                              | 0                                   | 0                          | 82,091,412           | 0                              | 0                              |
| 0229         | Food Security Initiatives                   | 0                              | 0                                   | 0                          | 6,000,000            | 6,000,000                      | 6,000,000                      |
| <b>TOTAL</b> |   | <b>2,422,227,538</b>           | <b>1,814,028,020</b>                | <b>2,687,640,991</b>       | <b>2,574,104,525</b> | <b>2,665,900,290</b>           | <b>2,672,707,727</b>           |

## MEMORANDUM

Consistent with Government Finance Statistics (GFS) methodology, Public Debt Redemption is treated as a financial transaction and, therefore, has no impact on the deficit. Public Debt Servicing interest is now being shown separately as HEAD 26.

|                                     |          |                   |                   |                   |                   |                   |
|-------------------------------------|----------|-------------------|-------------------|-------------------|-------------------|-------------------|
| <b>PUBLIC DEBT SERVICING-REDEMP</b> | <b>0</b> | <b>29,969,316</b> | <b>46,491,095</b> | <b>46,491,095</b> | <b>46,491,095</b> | <b>46,491,095</b> |
|-------------------------------------|----------|-------------------|-------------------|-------------------|-------------------|-------------------|

# ANNEX 4 - RECURRENT EXPENDITURES BY PROGRAMME



| PROG<br>NO. | TITLE OF PROGRAMME  | PROVISIONAL        | EXPENDITURE        | REVISED            |                    | PRELIMINARY        | PRELIMINARY        |
|-------------|---|--------------------|--------------------|--------------------|--------------------|--------------------|--------------------|
|             |   | ACTUAL             | (PROVISIONAL)      | APPROVED           |                    | FORECAST           | FORECAST           |
|             |   | EXPENDITURE        |                    | ESTIMATES          | ESTIMATES          | ESTIMATES          | ESTIMATES          |
|             |   | JUL - MAR          |                    |                    |                    |                    |                    |
|             |   | 2018/2019          | 2019/2020          | 2019/2020          | 2020/2021          | 2021/2022          | 2022/2023          |
|             |   | \$                 | \$                 | \$                 | \$                 | \$                 | \$                 |
| <b>001</b>  | <b>GOVERNOR GENERAL &amp; STAFF</b>                                 |                    |                    |                    |                    |                    |                    |
| 0100        | General Administration  | 980,397            | 782,350            | 1,114,594          | 962,891            | 1,131,166          | 1,148,309          |
|             | <b>TOTAL</b>  | <b>980,397</b>     | <b>782,350</b>     | <b>1,114,594</b>   | <b>962,891</b>     | <b>1,131,166</b>   | <b>1,148,309</b>   |
| <b>002</b>  | <b>THE SENATE</b>   |                    |                    |                    |                    |                    |                    |
| 0100        | General Administration  | 321,040            | 214,119            | 340,040            | 284,600            | 291,160            | 291,160            |
|             | <b>TOTAL</b>  | <b>321,040</b>     | <b>214,119</b>     | <b>340,040</b>     | <b>284,600</b>     | <b>291,160</b>     | <b>291,160</b>     |
| <b>003</b>  | <b>HOUSE OF ASSEMBLY</b>  |                    |                    |                    |                    |                    |                    |
| 0100        | General Administration  | 2,109,431          | 5,472,466          | 6,564,667          | 3,649,698          | 3,700,232          | 3,704,470          |
|             | <b>TOTAL</b>  | <b>2,109,431</b>   | <b>5,472,466</b>   | <b>6,564,667</b>   | <b>3,649,698</b>   | <b>3,700,232</b>   | <b>3,704,470</b>   |
| <b>004</b>  | <b>DEPARTMENT OF THE AUDITOR GENERAL</b>                            |                    |                    |                    |                    |                    |                    |
| 0100        | General Administration  | 2,155,381          | 1,680,754          | 3,194,558          | 2,324,597          | 3,329,363          | 3,330,570          |
|             | <b>TOTAL</b>  | <b>2,155,381</b>   | <b>1,680,754</b>   | <b>3,194,558</b>   | <b>2,324,597</b>   | <b>3,329,363</b>   | <b>3,330,570</b>   |
| <b>005</b>  | <b>MINISTRY OF PUBLIC SERVICE &amp; NATIONAL INSURANCE</b>          |                    |                    |                    |                    |                    |                    |
| 0100        | General Administration  | 95,537,397         | 67,418,312         | 111,933,936        | 97,168,596         | 129,076,441        | 133,012,808        |
| 0103        | Pension Administration  | 102,235,977        | 79,495,801         | 106,100,000        | 106,100,000        | 111,100,000        | 117,100,000        |
| 0105        | Insurance Administration  | 48,588,936         | 54,740,849         | 70,000,000         | 60,000,000         | 80,000,000         | 80,000,000         |
|             | <b>TOTAL</b>  | <b>246,362,310</b> | <b>201,654,962</b> | <b>288,033,936</b> | <b>263,268,596</b> | <b>320,176,441</b> | <b>330,112,808</b> |
| <b>006</b>  | <b>CABINET OFFICE</b>   |                    |                    |                    |                    |                    |                    |
| 0100        | General Administration  | 7,061,599          | 5,570,048          | 6,610,663          | 5,401,458          | 6,747,337          | 8,362,608          |
| 0106        | Disaster Management   | 0                  | 271,407            | 1,138,650          | 0                  | 0                  | 0                  |
|             | <b>TOTAL</b>  | <b>7,061,599</b>   | <b>5,841,455</b>   | <b>7,749,313</b>   | <b>5,401,458</b>   | <b>6,747,337</b>   | <b>8,362,608</b>   |
| <b>007</b>  | <b>OFFICE OF THE ATTORNEY GENERAL AND MINISTRY OF LEGAL AFFAIRS</b> |                    |                    |                    |                    |                    |                    |
| 0100        | General Administration  | 18,045,188         | 15,715,228         | 19,052,817         | 15,152,950         | 18,369,742         | 18,401,501         |
| 0106        | Disaster Management   | 0                  | 0                  | 11,412             | 0                  | 0                  | 0                  |

# ANNEX 4 - RECURRENT EXPENDITURES BY PROGRAMME



| PROG<br>NO. | TITLE OF PROGRAMME   | PROVISIONAL       | EXPENDITURE       | REVISED           |                   | PRELIMINARY       | PRELIMINARY       |
|-------------|--|-------------------|-------------------|-------------------|-------------------|-------------------|-------------------|
|             |  | ACTUAL            | (PROVISIONAL)     | APPROVED          |                   | FORECAST          | FORECAST          |
|             |  | EXPENDITURE       |                   | ESTIMATES         | ESTIMATES         | ESTIMATES         | ESTIMATES         |
|             |  | JUL - MAR         |                   |                   |                   |                   |                   |
|             |  | 2018/2019         | 2019/2020         | 2019/2020         | 2020/2021         | 2021/2022         | 2022/2023         |
|             |  | \$                | \$                | \$                | \$                | \$                | \$                |
|             | <b>TOTAL</b>   | <b>18,045,188</b> | <b>15,715,228</b> | <b>19,064,229</b> | <b>15,152,950</b> | <b>18,369,742</b> | <b>18,401,501</b> |
| <b>008</b>  | <b>OFFICE OF THE JUDICIAL (SUPREME AND MAGISTRATES COURTS)</b> |                   |                   |                   |                   |                   |                   |
| 0100        | General Administration   | 12,453,689        | 9,631,422         | 13,446,613        | 13,331,889        | 15,337,948        | 15,544,324        |
| 0106        | Disaster Management  | 0                 | 0                 | 51,000            | 0                 | 0                 | 0                 |
| 0108        | Magistry   | 0                 | 261,087           | 355,560           | 450,000           | 781,250           | 821,363           |
|             | <b>TOTAL</b>   | <b>12,453,689</b> | <b>9,892,509</b>  | <b>13,853,173</b> | <b>13,781,889</b> | <b>16,119,198</b> | <b>16,365,687</b> |
| <b>009</b>  | <b>COURT OF APPEAL</b>   |                   |                   |                   |                   |                   |                   |
| 0100        | General Administration   | 2,015,835         | 1,618,344         | 2,170,759         | 2,073,603         | 2,421,368         | 2,463,490         |
| 0106        | Disaster Management  | 0                 | 0                 | 15,500            | 0                 | 0                 | 0                 |
|             | <b>TOTAL</b>   | <b>2,015,835</b>  | <b>1,618,344</b>  | <b>2,186,259</b>  | <b>2,073,603</b>  | <b>2,421,368</b>  | <b>2,463,490</b>  |
| <b>010</b>  | <b>REGISTRAR GENERAL'S DEPARTMENT</b>                          |                   |                   |                   |                   |                   |                   |
| 0100        | General Administration   | 3,440,046         | 1,962,506         | 3,714,013         | 3,142,094         | 3,711,820         | 3,861,943         |
| 0106        | Disaster Management  | 0                 | 0                 | 12,000            | 0                 | 0                 | 0                 |
|             | <b>TOTAL</b>   | <b>3,440,046</b>  | <b>1,962,506</b>  | <b>3,726,013</b>  | <b>3,142,094</b>  | <b>3,711,820</b>  | <b>3,861,943</b>  |
| <b>011</b>  | <b>BAHAMAS DEPARTMENT OF CORRECTIONAL SERVICES</b>             |                   |                   |                   |                   |                   |                   |
| 0100        | General Administration   | 27,274,886        | 20,006,228        | 28,922,266        | 27,899,241        | 31,343,587        | 32,711,095        |
|             | <b>TOTAL</b>   | <b>27,274,886</b> | <b>20,006,228</b> | <b>28,922,266</b> | <b>27,899,241</b> | <b>31,343,587</b> | <b>32,711,095</b> |
| <b>012</b>  | <b>PARLIAMENTARY REGISTRATION DEPARTMENT</b>                   |                   |                   |                   |                   |                   |                   |
| 0100        | General Administration   | 760,910           | 755,728           | 1,213,050         | 1,512,234         | 2,779,271         | 3,831,588         |
| 0112        | Voter Registration and Elections Management                    | 0                 | 0                 | 54,000            | 0                 | 0                 | 0                 |
|             | <b>TOTAL</b>   | <b>760,910</b>    | <b>755,728</b>    | <b>1,267,050</b>  | <b>1,512,234</b>  | <b>2,779,271</b>  | <b>3,831,588</b>  |
| <b>013</b>  | <b>MINISTRY OF FOREIGN AFFAIRS</b>                             |                   |                   |                   |                   |                   |                   |
| 0100        | General Administration   | 30,847,003        | 28,066,922        | 33,694,401        | 28,089,920        | 33,100,953        | 35,466,750        |

# ANNEX 4 - RECURRENT EXPENDITURES BY PROGRAMME



| PROG<br>NO. | TITLE OF PROGRAMME                       | PROVISIONAL       | EXPENDITURE       | REVISED           |                   | PRELIMINARY       | PRELIMINARY       |
|-------------|--|-------------------|-------------------|-------------------|-------------------|-------------------|-------------------|
|             |  | ACTUAL            | (PROVISIONAL)     | APPROVED          |                   | FORECAST          | FORECAST          |
|             |  | EXPENDITURE       | JUL - MAR         | ESTIMATES         | ESTIMATES         | ESTIMATES         | ESTIMATES         |
|             |  | 2018/2019         | 2019/2020         | 2019/2020         | 2020/2021         | 2021/2022         | 2022/2023         |
|             |  | \$                | \$                | \$                | \$                | \$                | \$                |
|             | <b>TOTAL</b>                             | <b>30,847,003</b> | <b>28,066,922</b> | <b>33,694,401</b> | <b>28,089,920</b> | <b>33,100,953</b> | <b>35,466,750</b> |
| <b>014</b>  | <b>OFFICE OF THE PRIME MINISTER</b>      |                   |                   |                   |                   |                   |                   |
| 0100        | General Administration                   | 18,890,942        | 13,673,149        | 24,739,954        | 20,858,864        | 22,177,968        | 20,988,771        |
| 0106        | Disaster Management                      | 0                 | 191,207           | 1,931,321         | 0                 | 0                 | 0                 |
|             | <b>TOTAL</b>                             | <b>18,890,942</b> | <b>13,864,356</b> | <b>26,671,275</b> | <b>20,858,864</b> | <b>22,177,968</b> | <b>20,988,771</b> |
| <b>016</b>  | <b>BAHAMAS INFORMATION SERVICES</b>      |                   |                   |                   |                   |                   |                   |
| 0100        | General Administration                   | 1,964,658         | 1,523,578         | 1,974,563         | 1,923,025         | 2,035,684         | 2,041,684         |
|             | <b>TOTAL</b>                             | <b>1,964,658</b>  | <b>1,523,578</b>  | <b>1,974,563</b>  | <b>1,923,025</b>  | <b>2,035,684</b>  | <b>2,041,684</b>  |
| <b>017</b>  | <b>GOVERNMENT PRINTING DEPARTMENT</b>    |                   |                   |                   |                   |                   |                   |
| 0100        | General Administration                   | 1,479,917         | 841,293           | 1,491,831         | 1,362,458         | 1,390,822         | 1,397,940         |
|             | <b>TOTAL</b>                             | <b>1,479,917</b>  | <b>841,293</b>    | <b>1,491,831</b>  | <b>1,362,458</b>  | <b>1,390,822</b>  | <b>1,397,940</b>  |
| <b>018</b>  | <b>DEPARTMENT OF LOCAL GOVERNMENT</b>    |                   |                   |                   |                   |                   |                   |
| 0100        | General Administration                   | 25,419,171        | 17,051,916        | 26,221,439        | 25,691,981        | 26,538,502        | 26,794,807        |
| 0106        | Disaster Management                      | 0                 | 0                 | 36,970            | 0                 | 0                 | 0                 |
|             | <b>TOTAL</b>                             | <b>25,419,171</b> | <b>17,051,916</b> | <b>26,258,409</b> | <b>25,691,981</b> | <b>26,538,502</b> | <b>26,794,807</b> |
| <b>019</b>  | <b>DEPARTMENT OF PHYSICAL PLANNING</b>   |                   |                   |                   |                   |                   |                   |
| 0100        | General Administration                   | 804,201           | 664,263           | 816,515           | 884,072           | 972,809           | 988,556           |
|             | <b>TOTAL</b>                             | <b>804,201</b>    | <b>664,263</b>    | <b>816,515</b>    | <b>884,072</b>    | <b>972,809</b>    | <b>988,556</b>    |
| <b>020</b>  | <b>DEPARTMENT OF LANDS &amp; SURVEYS</b> |                   |                   |                   |                   |                   |                   |
| 0100        | General Administration                   | 1,231,305         | 1,689,339         | 2,840,609         | 1,928,451         | 2,189,004         | 2,189,004         |
|             | <b>TOTAL</b>                             | <b>1,231,305</b>  | <b>1,689,339</b>  | <b>2,840,609</b>  | <b>1,928,451</b>  | <b>2,189,004</b>  | <b>2,189,004</b>  |

# ANNEX 4 - RECURRENT EXPENDITURES BY PROGRAMME



| PROG<br>NO. | TITLE OF PROGRAMME                      | PROVISIONAL        | EXPENDITURE        | REVISED            |                    | PRELIMINARY        | PRELIMINARY        |
|-------------|---|--------------------|--------------------|--------------------|--------------------|--------------------|--------------------|
|             |   | ACTUAL             | (PROVISIONAL)      | APPROVED           |                    | FORECAST           | FORECAST           |
|             |   | EXPENDITURE        |                    | ESTIMATES          | ESTIMATES          | ESTIMATES          | ESTIMATES          |
|             |   | JUL - MAR          |                    |                    |                    |                    |                    |
|             |   | 2018/2019          | 2019/2020          | 2019/2020          | 2020/2021          | 2021/2022          | 2022/2023          |
|             |   | \$                 | \$                 | \$                 | \$                 | \$                 | \$                 |
| <b>021</b>  | <b>MINISTRY OF FINANCE</b>              |                    |                    |                    |                    |                    |                    |
| 0100        | General Administration                  | 291,022,402        | 141,541,632        | 267,693,097        | 194,759,052        | 204,321,636        | 202,092,806        |
| 0106        | Disaster Management                     | 0                  | 0                  | 12,900,000         | 0                  | 0                  | 0                  |
| 0167        | Disease Prevention and Health Promotion | 0                  | 2,000,000          | 0                  | 0                  | 0                  | 0                  |
| 0226        | Economic Support                        | 0                  | 0                  | 0                  | 68,800,000         | 0                  | 0                  |
|             | <b>TOTAL</b>                            | <b>291,022,402</b> | <b>143,541,632</b> | <b>280,593,097</b> | <b>263,559,052</b> | <b>204,321,636</b> | <b>202,092,806</b> |
| <b>022</b>  | <b>TREASURY DEPARTMENT</b>              |                    |                    |                    |                    |                    |                    |
| 0100        | General Administration                  | 111,498,268        | 59,634,201         | 104,140,673        | 82,789,491         | 108,282,282        | 112,908,422        |
| 0106        | Disaster Management                     | 0                  | 4,998,800          | 5,034,626          | 0                  | 0                  | 0                  |
|             | <b>TOTAL</b>                            | <b>111,498,268</b> | <b>64,633,001</b>  | <b>109,175,299</b> | <b>82,789,491</b>  | <b>108,282,282</b> | <b>112,908,422</b> |
| <b>023</b>  | <b>CUSTOMS DEPARTMENT</b>               |                    |                    |                    |                    |                    |                    |
| 0100        | General Administration                  | 36,001,075         | 26,698,916         | 36,200,161         | 32,768,118         | 35,687,416         | 35,827,737         |
| 0106        | Disaster Management                     | 0                  | 27,340             | 32,760             | 0                  | 0                  | 0                  |
|             | <b>TOTAL</b>                            | <b>36,001,075</b>  | <b>26,726,256</b>  | <b>36,232,921</b>  | <b>32,768,118</b>  | <b>35,687,416</b>  | <b>35,827,737</b>  |
| <b>024</b>  | <b>DEPARTMENT OF STATISTICS</b>         |                    |                    |                    |                    |                    |                    |
| 0100        | General Administration                  | 2,775,732          | 2,320,197          | 3,774,520          | 5,456,111          | 4,296,361          | 4,415,591          |
| 0106        | Disaster Management                     | 0                  | 0                  | 1,868              | 0                  | 0                  | 0                  |
| 0125        | Statistical Services                    | 0                  | 77,265             | 1,460,215          | 1,349,860          | 159,812            | 159,812            |
| 0126        | Household Expenditure Survey            | 0                  | 0                  | 10,450             | 9,105              | 11,280             | 11,280             |
|             | <b>TOTAL</b>                            | <b>2,775,732</b>   | <b>2,397,462</b>   | <b>5,247,053</b>   | <b>6,815,076</b>   | <b>4,467,453</b>   | <b>4,586,683</b>   |
| <b>026</b>  | <b>PUBLIC DEBT SERVICING - INTEREST</b> |                    |                    |                    |                    |                    |                    |
| 0100        | General Administration                  | 352,159,105        | 242,305,705        | 377,052,144        | 396,913,318        | 432,056,183        | 435,498,181        |
|             | <b>TOTAL</b>                            | <b>352,159,105</b> | <b>242,305,705</b> | <b>377,052,144</b> | <b>396,913,318</b> | <b>432,056,183</b> | <b>435,498,181</b> |

# ANNEX 4 - RECURRENT EXPENDITURES BY PROGRAMME



| PROG<br>NO. | TITLE OF PROGRAMME                                | PROVISIONAL EXPENDITURE |                   | REVISED            | PRELIMINARY        |                    |                    |
|-------------|---|-------------------------|-------------------|--------------------|--------------------|--------------------|--------------------|
|             |   | ACTUAL                  | (PROVISIONAL)     | APPROVED           | FORECAST           | FORECAST           |                    |
|             |   | EXPENDITURE             | EXPENDITURE       | ESTIMATES          | ESTIMATES          | ESTIMATES          |                    |
|             |   | JUL - MAR               |                   |                    |                    |                    |                    |
|             |   | 2018/2019               | 2019/2020         | 2019/2020          | 2020/2021          | 2021/2022          | 2022/2023          |
|             |   | \$                      | \$                | \$                 | \$                 | \$                 | \$                 |
| <b>027</b>  | <b>PUBLIC DEBT REDEMPTION &amp; SINKING FUNDS</b> |                         |                   |                    |                    |                    |                    |
| 0100        | General Administration                            | 0                       | 29,969,316        | 46,491,095         | 46,491,095         | 46,491,095         | 46,491,095         |
|             | <b>TOTAL</b>                                      | <b>0</b>                | <b>29,969,316</b> | <b>46,491,095</b>  | <b>46,491,095</b>  | <b>46,491,095</b>  | <b>46,491,095</b>  |
| <b>028</b>  | <b>DEPARTMENT OF INLAND REVENUE</b>               |                         |                   |                    |                    |                    |                    |
| 0100        | General Administration                            | 15,155,055              | 4,444,320         | 6,156,691          | 5,391,328          | 5,764,849          | 5,781,100          |
| 0106        | Disaster Management                               | 0                       | 0                 | 136,850            | 0                  | 0                  | 0                  |
|             | <b>TOTAL</b>                                      | <b>15,155,055</b>       | <b>4,444,320</b>  | <b>6,293,541</b>   | <b>5,391,328</b>   | <b>5,764,849</b>   | <b>5,781,100</b>   |
| <b>029</b>  | <b>MINISTRY OF NATIONAL SECURITY</b>              |                         |                   |                    |                    |                    |                    |
| 0100        | General Administration                            | 5,167,906               | 7,330,381         | 6,653,923          | 7,416,887          | 8,844,175          | 8,861,522          |
| 0106        | Disaster Management                               | 0                       | 0                 | 5,148              | 0                  | 0                  | 0                  |
|             | <b>TOTAL</b>                                      | <b>5,167,906</b>        | <b>7,330,381</b>  | <b>6,659,071</b>   | <b>7,416,887</b>   | <b>8,844,175</b>   | <b>8,861,522</b>   |
| <b>030</b>  | <b>DEPARTMENT OF IMMIGRATION</b>                  |                         |                   |                    |                    |                    |                    |
| 0100        | General Administration                            | 31,663,359              | 23,607,402        | 37,113,709         | 31,770,290         | 30,593,425         | 30,738,425         |
| 0106        | Disaster Management                               | 0                       | 141,490           | 483,156            | 0                  | 0                  | 0                  |
|             | <b>TOTAL</b>                                      | <b>31,663,359</b>       | <b>23,748,892</b> | <b>37,596,865</b>  | <b>31,770,290</b>  | <b>30,593,425</b>  | <b>30,738,425</b>  |
| <b>031</b>  | <b>ROYAL BAHAMAS POLICE FORCE</b>                 |                         |                   |                    |                    |                    |                    |
| 0100        | General Administration                            | 121,983,215             | 93,429,524        | 123,723,483        | 122,268,807        | 127,037,509        | 128,983,138        |
| 0106        | Disaster Management                               | 0                       | 113,225           | 2,079,612          | 0                  | 0                  | 0                  |
|             | <b>TOTAL</b>                                      | <b>121,983,215</b>      | <b>93,542,749</b> | <b>125,803,095</b> | <b>122,268,807</b> | <b>127,037,509</b> | <b>128,983,138</b> |
| <b>032</b>  | <b>ROYAL BAHAMAS DEFENCE FORCE</b>                |                         |                   |                    |                    |                    |                    |
| 0100        | General Administration                            | 57,213,125              | 44,685,277        | 59,106,665         | 57,946,654         | 64,555,883         | 65,528,156         |
| 0106        | Disaster Management                               | 0                       | 14,595            | 1,685,660          | 0                  | 0                  | 0                  |
|             | <b>TOTAL</b>                                      | <b>57,213,125</b>       | <b>44,699,872</b> | <b>60,792,325</b>  | <b>57,946,654</b>  | <b>64,555,883</b>  | <b>65,528,156</b>  |
| <b>033</b>  | <b>MINISTRY OF PUBLIC WORKS</b>                   |                         |                   |                    |                    |                    |                    |

# ANNEX 4 - RECURRENT EXPENDITURES BY PROGRAMME



| PROG<br>NO. | TITLE OF PROGRAMME                                  | PROVISIONAL        | EXPENDITURE        | REVISED            |                    | PRELIMINARY        | PRELIMINARY        |
|-------------|---|--------------------|--------------------|--------------------|--------------------|--------------------|--------------------|
|             |   | ACTUAL             | (PROVISIONAL)      | APPROVED           |                    | FORECAST           | FORECAST           |
|             |   | EXPENDITURE        | JUL - MAR          | ESTIMATES          | ESTIMATES          | ESTIMATES          | ESTIMATES          |
|             |   | 2018/2019          | 2019/2020          | 2019/2020          | 2020/2021          | 2021/2022          | 2022/2023          |
|             |   | \$                 | \$                 | \$                 | \$                 | \$                 | \$                 |
| 0100        | General Administration                              | 77,064,943         | 56,408,993         | 53,265,503         | 41,437,871         | 54,930,949         | 55,067,842         |
| 0106        | Disaster Management                                 | 0                  | 0                  | 93,454             | 0                  | 0                  | 0                  |
|             | <b>TOTAL</b>  | <b>77,064,943</b>  | <b>56,408,993</b>  | <b>53,358,957</b>  | <b>41,437,871</b>  | <b>54,930,949</b>  | <b>55,067,842</b>  |
| <b>034</b>  | <b>DEPARTMENT OF PUBLIC WORKS</b>                   |                    |                    |                    |                    |                    |                    |
| 0100        | General Administration                              | 17,036,272         | 14,038,275         | 17,726,725         | 17,534,929         | 18,334,625         | 18,659,236         |
|             | <b>TOTAL</b>  | <b>17,036,272</b>  | <b>14,038,275</b>  | <b>17,726,725</b>  | <b>17,534,929</b>  | <b>18,334,625</b>  | <b>18,659,236</b>  |
| <b>035</b>  | <b>DEPARTMENT OF EDUCATION</b>                      |                    |                    |                    |                    |                    |                    |
| 0100        | General Administration                              | 193,530,501        | 149,397,138        | 201,861,896        | 200,934,089        | 217,733,923        | 228,369,423        |
| 0106        | Disaster Management                                 | 0                  | 20,541             | 8,902,500          | 0                  | 0                  | 0                  |
| 0144        | After School Programme                              | 608,910            | 224,340            | 344,000            | 170,000            | 361,200            | 379,260            |
|             | <b>TOTAL</b>  | <b>194,139,411</b> | <b>149,642,019</b> | <b>211,108,396</b> | <b>201,104,089</b> | <b>218,095,123</b> | <b>228,748,683</b> |
| <b>037</b>  | <b>DEPARTMENT OF ARCHIVES</b>                       |                    |                    |                    |                    |                    |                    |
| 0100        | General Administration                              | 636,679            | 479,410            | 706,268            | 610,577            | 718,768            | 748,361            |
| 0197        | Cadet Programme                                     | 0                  | 0                  | 1,045              | 1,000              | 1,050              | 1,103              |
|             | <b>TOTAL</b>  | <b>636,679</b>     | <b>479,410</b>     | <b>707,313</b>     | <b>611,577</b>     | <b>719,818</b>     | <b>749,464</b>     |
| <b>038</b>  | <b>MINISTRY OF EDUCATION</b>                        |                    |                    |                    |                    |                    |                    |
| 0100        | General Administration                              | 103,915,802        | 79,322,251         | 107,809,046        | 109,292,083        | 111,632,102        | 113,670,415        |
| 0106        | Disaster Management                                 | 0                  | 0                  | 970,000            | 0                  | 0                  | 0                  |
| 0203        | Universal Pre Primary Education Initiative          | 0                  | 1,620,397          | 2,183,317          | 2,183,317          | 2,183,317          | 2,183,317          |
|             | <b>TOTAL</b>  | <b>103,915,802</b> | <b>80,942,648</b>  | <b>110,962,363</b> | <b>111,475,400</b> | <b>113,815,419</b> | <b>115,853,732</b> |
| <b>040</b>  | <b>MINISTRY OF TRANSPORT &amp; LOCAL GOVERNMENT</b> |                    |                    |                    |                    |                    |                    |



# ANNEX 4 - RECURRENT EXPENDITURES BY PROGRAMME



| PROG<br>NO. | TITLE OF PROGRAMME   | PROVISIONAL       | EXPENDITURE       | REVISED           |                   | PRELIMINARY       | PRELIMINARY       |
|-------------|--|-------------------|-------------------|-------------------|-------------------|-------------------|-------------------|
|             |  | ACTUAL            | (PROVISIONAL)     | APPROVED          |                   | FORECAST          | FORECAST          |
|             |  | EXPENDITURE       |                   | ESTIMATES         | ESTIMATES         | ESTIMATES         | ESTIMATES         |
|             |  | JUL - MAR         |                   |                   |                   |                   |                   |
|             |  | 2018/2019         | 2019/2020         | 2019/2020         | 2020/2021         | 2021/2022         | 2022/2023         |
|             |  | \$                | \$                | \$                | \$                | \$                | \$                |
| 0100        | General Administration                                     | 8,626,011         | 6,615,212         | 9,627,059         | 10,160,530        | 10,332,384        | 10,339,010        |
| 0106        | Disaster Management  | 0                 | 30,952            | 36,753            | 0                 | 0                 | 0                 |
|             | <b>TOTAL</b>   | <b>8,626,011</b>  | <b>6,646,164</b>  | <b>9,663,812</b>  | <b>10,160,530</b> | <b>10,332,384</b> | <b>10,339,010</b> |
| <b>043</b>  | <b>MINISTRY OF SOCIAL SERVICES &amp; URBAN DEVELOPMENT</b> |                   |                   |                   |                   |                   |                   |
| 0100        | General Administration                                     | 10,000,157        | 7,989,100         | 10,441,241        | 10,446,241        | 11,104,931        | 11,126,931        |
| 0149        | National Parenting Programme                               | 29,779            | 3,056             | 30,000            | 30,000            | 30,000            | 30,000            |
| 0150        | Simpson Penn Centre For Boys                               | 248,515           | 214,910           | 290,000           | 290,000           | 290,000           | 290,000           |
| 0151        | Willie Mae Pratt Centre For Girls                          | 175,789           | 108,049           | 233,000           | 233,000           | 233,000           | 233,000           |
|             | <b>TOTAL</b>   | <b>10,454,240</b> | <b>8,315,115</b>  | <b>10,994,241</b> | <b>10,999,241</b> | <b>11,657,931</b> | <b>11,679,931</b> |
| <b>044</b>  | <b>DEPARTMENT OF SOCIAL SERVICES</b>                       |                   |                   |                   |                   |                   |                   |
| 0100        | General Administration                                     | 34,411,565        | 24,109,359        | 39,090,505        | 47,070,793        | 47,346,753        | 47,346,753        |
| 0106        | Disaster Management  | 0                 | 2,419,382         | 10,000,000        | 0                 | 0                 | 0                 |
| 0226        | Economic Support   | 0                 | 0                 | 0                 | 13,291,412        | 0                 | 0                 |
|             | <b>TOTAL</b>   | <b>34,411,565</b> | <b>26,528,741</b> | <b>49,090,505</b> | <b>60,362,205</b> | <b>47,346,753</b> | <b>47,346,753</b> |
| <b>045</b>  | <b>DEPARTMENT OF HOUSING</b>                               |                   |                   |                   |                   |                   |                   |
| 0100        | General Administration                                     | 1,796,642         | 1,620,720         | 2,544,257         | 1,951,263         | 2,481,110         | 2,497,810         |
|             | <b>TOTAL</b>   | <b>1,796,642</b>  | <b>1,620,720</b>  | <b>2,544,257</b>  | <b>1,951,263</b>  | <b>2,481,110</b>  | <b>2,497,810</b>  |
| <b>047</b>  | <b>MINISTRY OF YOUTH, SPORTS &amp; CULTURE</b>             |                   |                   |                   |                   |                   |                   |
| 0100        | General Administration                                     | 20,344,264        | 14,830,138        | 22,518,280        | 18,672,186        | 19,022,486        | 19,064,586        |
| 0106        | Disaster Management  | 0                 | 0                 | 1,230,600         | 0                 | 0                 | 0                 |
| 0153        | Fresh Start  | 272,340           | 76,814            | 332,500           | 266,000           | 266,000           | 266,000           |

# ANNEX 4 - RECURRENT EXPENDITURES BY PROGRAMME



| PROG<br>NO. | TITLE OF PROGRAMME  | PROVISIONAL       | EXPENDITURE       | REVISED           |                   | PRELIMINARY       | PRELIMINARY       |
|-------------|---|-------------------|-------------------|-------------------|-------------------|-------------------|-------------------|
|             |   | ACTUAL            | (PROVISIONAL)     | APPROVED          |                   | FORECAST          | FORECAST          |
|             |   | EXPENDITURE       |                   | ESTIMATES         | ESTIMATES         | ESTIMATES         | ESTIMATES         |
|             |   | JUL - MAR         |                   |                   |                   |                   |                   |
|             |   | 2018/2019         | 2019/2020         | 2019/2020         | 2020/2021         | 2021/2022         | 2022/2023         |
|             |   | \$                | \$                | \$                | \$                | \$                | \$                |
|             | <b>TOTAL</b>  | <b>20,616,604</b> | <b>14,906,952</b> | <b>24,081,380</b> | <b>18,938,186</b> | <b>19,288,486</b> | <b>19,330,586</b> |
| <b>048</b>  | <b>DEPARTMENT OF LABOUR</b>   |                   |                   |                   |                   |                   |                   |
| 0100        | General Administration  | 2,150,423         | 1,661,922         | 2,383,572         | 2,121,426         | 2,334,831         | 2,537,484         |
| 0106        | Disaster Management   | 0                 | 0                 | 1,855             | 0                 | 0                 | 0                 |
|             | <b>TOTAL</b>  | <b>2,150,423</b>  | <b>1,661,922</b>  | <b>2,385,427</b>  | <b>2,121,426</b>  | <b>2,334,831</b>  | <b>2,537,484</b>  |
| <b>049</b>  | <b>MINISTRY OF FINANCIAL SERVICES, TRADE &amp; INDUSTRY &amp; IMMIGRATION</b> |                   |                   |                   |                   |                   |                   |
| 0100        | General Administration  | 2,026,240         | 1,113,711         | 2,149,857         | 1,618,710         | 1,656,085         | 1,668,835         |
|             | <b>TOTAL</b>  | <b>2,026,240</b>  | <b>1,113,711</b>  | <b>2,149,857</b>  | <b>1,618,710</b>  | <b>1,656,085</b>  | <b>1,668,835</b>  |
| <b>051</b>  | <b>POST OFFICE DEPARTMENT</b>   |                   |                   |                   |                   |                   |                   |
| 0100        | General Administration  | 6,440,487         | 4,490,816         | 6,721,698         | 6,837,220         | 7,999,341         | 8,100,236         |
|             | <b>TOTAL</b>  | <b>6,440,487</b>  | <b>4,490,816</b>  | <b>6,721,698</b>  | <b>6,837,220</b>  | <b>7,999,341</b>  | <b>8,100,236</b>  |
| <b>053</b>  | <b>PORT DEPARTMENT</b>  |                   |                   |                   |                   |                   |                   |
| 0100        | General Administration  | 7,843,994         | 5,598,635         | 8,616,536         | 8,425,817         | 9,685,021         | 10,579,622        |
| 0106        | Disaster Management   | 0                 | 0                 | 320,000           | 0                 | 0                 | 0                 |
|             | <b>TOTAL</b>  | <b>7,843,994</b>  | <b>5,598,635</b>  | <b>8,936,536</b>  | <b>8,425,817</b>  | <b>9,685,021</b>  | <b>10,579,622</b> |
| <b>054</b>  | <b>DEPARTMENT OF ROAD TRAFFIC</b>   |                   |                   |                   |                   |                   |                   |
| 0100        | General Administration  | 4,479,931         | 3,464,047         | 4,648,445         | 4,903,056         | 6,108,933         | 6,149,997         |
| 0106        | Disaster Management   | 0                 | 0                 | 22,500            | 0                 | 0                 | 0                 |
|             | <b>TOTAL</b>  | <b>4,479,931</b>  | <b>3,464,047</b>  | <b>4,670,945</b>  | <b>4,903,056</b>  | <b>6,108,933</b>  | <b>6,149,997</b>  |

# ANNEX 4 - RECURRENT EXPENDITURES BY PROGRAMME



| PROG<br>NO. | TITLE OF PROGRAMME                                    | PROVISIONAL       | EXPENDITURE       | REVISED           |                   | PRELIMINARY       | PRELIMINARY       |
|-------------|---|-------------------|-------------------|-------------------|-------------------|-------------------|-------------------|
|             |   | ACTUAL            | (PROVISIONAL)     | APPROVED          |                   | FORECAST          | FORECAST          |
|             |   | EXPENDITURE       |                   | ESTIMATES         | ESTIMATES         | ESTIMATES         | ESTIMATES         |
|             |   | JUL - MAR         |                   |                   |                   |                   |                   |
|             |   | 2018/2019         | 2019/2020         | 2019/2020         | 2020/2021         | 2021/2022         | 2022/2023         |
|             |   | \$                | \$                | \$                | \$                | \$                | \$                |
| <b>055</b>  | <b>DEPARTMENT OF METEOROLOGY</b>                      |                   |                   |                   |                   |                   |                   |
| 0100        | General Administration                                | 2,277,215         | 1,708,984         | 2,530,804         | 2,363,821         | 2,662,620         | 2,718,321         |
|             | <b>TOTAL</b>  | <b>2,277,215</b>  | <b>1,708,984</b>  | <b>2,530,804</b>  | <b>2,363,821</b>  | <b>2,662,620</b>  | <b>2,718,321</b>  |
| <b>056</b>  | <b>MINISTRY OF AGRICULTURE &amp; MARINE RESOURCES</b> |                   |                   |                   |                   |                   |                   |
| 0100        | General Administration                                | 20,684,737        | 15,896,516        | 24,687,746        | 20,172,491        | 20,784,620        | 19,372,332        |
| 0106        | Disaster Management                                   | 0                 | 0                 | 1,137,129         | 0                 | 0                 | 0                 |
| 0200        | Back Yard Farming                                     | 0                 | 500               | 243,485           | 80,000            | 130,000           | 130,000           |
| 0229        | Food Security Initiatives                             | 0                 | 0                 | 0                 | 6,000,000         | 6,000,000         | 6,000,000         |
|             | <b>TOTAL</b>  | <b>20,684,737</b> | <b>15,897,016</b> | <b>26,068,360</b> | <b>26,252,491</b> | <b>26,914,620</b> | <b>25,502,332</b> |
| <b>057</b>  | <b>DEPARTMENT OF AGRICULTURE</b>                      |                   |                   |                   |                   |                   |                   |
| 0100        | General Administration                                | 5,664,605         | 3,910,688         | 5,869,938         | 5,525,630         | 5,875,111         | 6,066,040         |
| 0106        | Disaster Management                                   | 0                 | 0                 | 586,134           | 0                 | 0                 | 0                 |
|             | <b>TOTAL</b>  | <b>5,664,605</b>  | <b>3,910,688</b>  | <b>6,456,072</b>  | <b>5,525,630</b>  | <b>5,875,111</b>  | <b>6,066,040</b>  |
| <b>058</b>  | <b>DEPARTMENT OF MARINE RESOURCES</b>                 |                   |                   |                   |                   |                   |                   |
| 0100        | General Administration                                | 2,296,530         | 1,620,449         | 2,377,544         | 2,386,648         | 2,949,271         | 3,054,071         |
| 0106        | Disaster Management                                   | 0                 | 0                 | 1,200             | 0                 | 0                 | 0                 |
|             | <b>TOTAL</b>  | <b>2,296,530</b>  | <b>1,620,449</b>  | <b>2,378,744</b>  | <b>2,386,648</b>  | <b>2,949,271</b>  | <b>3,054,071</b>  |
| <b>060</b>  | <b>MINISTRY OF HEALTH</b>                             |                   |                   |                   |                   |                   |                   |
| 0100        | General Administration                                | 291,632,122       | 242,065,895       | 310,098,135       | 276,300,739       | 254,785,860       | 225,201,463       |
| 0106        | Disaster Management                                   | 0                 | 2,808,896         | 6,099,679         | 0                 | 0                 | 0                 |
| 0167        | Disease Prevention and Health Promotion               | 0                 | 505,762           | 0                 | 21,300,000        | 0                 | 0                 |
| 0168        | Health Education Promotion                            | 15,097            | 8,406             | 35,000            | 35,000            | 35,875            | 35,875            |
| 0170        | Nursing Council                                       | 194,400           | 125,916           | 194,400           | 210,000           | 230,000           | 230,500           |
| 0171        | National Breast Cancer Initiative                     | 0                 | 0                 | 10,000            | 10,000            | 10,250            | 10,250            |
| 0172        | Chronic Non-Communicable Diseases                     | 5,000             | 269               | 15,000            | 15,000            | 15,000            | 15,000            |
| 0173        | National Drug Council                                 | 27,537            | 9,769             | 51,000            | 45,000            | 50,000            | 52,000            |
| 0174        | Family Planning                                       | 53,213            | 63,160            | 150,000           | 105,000           | 110,000           | 125,000           |
| 0175        | Department of Public Health                           | 7,446,322         | 4,479,065         | 7,605,000         | 0                 | 0                 | 0                 |
| 0177        | Maternal & Child Health Progrm                        | 463               | 1,370             | 10,000            | 10,000            | 10,250            | 10,250            |
| 0178        | National Blood/Voluntary Blood                        | 0                 | 0                 | 1,500             | 1,500             | 1,538             | 1,538             |

# ANNEX 4 - RECURRENT EXPENDITURES BY PROGRAMME



| PROG<br>NO.  | TITLE OF PROGRAMME                                 | PROVISIONAL        | EXPENDITURE        | REVISED            |                    | PRELIMINARY        | PRELIMINARY        |
|--------------|--|--------------------|--------------------|--------------------|--------------------|--------------------|--------------------|
|              |  | ACTUAL             | (PROVISIONAL)      | APPROVED           |                    | FORECAST           | FORECAST           |
|              |  | EXPENDITURE        |                    | ESTIMATES          | ESTIMATES          | ESTIMATES          | ESTIMATES          |
|              |  | JUL - MAR          |                    |                    |                    |                    |                    |
|              |  | 2018/2019          | 2019/2020          | 2019/2020          | 2020/2021          | 2021/2022          | 2022/2023          |
|              |  | \$                 | \$                 | \$                 | \$                 | \$                 | \$                 |
| 0180         | Disease Surveillance Programmes                    | 0                  | 0                  | 5,000              | 5,000              | 5,125              | 5,125              |
| 0223         | Midwifery  | 0                  | 0                  | 170,000            | 0                  | 0                  | 0                  |
| 0224         | ER Nursing   | 0                  | -190               | 100,000            | 0                  | 0                  | 0                  |
| <b>TOTAL</b> |  | <b>299,374,154</b> | <b>250,068,318</b> | <b>324,544,714</b> | <b>298,037,239</b> | <b>255,253,898</b> | <b>225,687,001</b> |
| <b>065</b>   | <b>DEPARTMENT OF ENVIRONMENTAL HEALTH SERVICES</b> |                    |                    |                    |                    |                    |                    |
| 0100         | General Administration                             | 46,153,002         | 41,682,714         | 50,815,807         | 53,115,123         | 53,727,589         | 53,787,590         |
| 0106         | Disaster Management                                | 0                  | 2,766,382          | 23,468,643         | 0                  | 0                  | 0                  |
| 0192         | Bulk Waste Removal                                 | 545,270            | 2,311,174          | 2,313,250          | 2,863,250          | 2,863,250          | 2,863,250          |
| <b>TOTAL</b> |  | <b>46,698,272</b>  | <b>46,760,270</b>  | <b>76,597,700</b>  | <b>55,978,373</b>  | <b>56,590,839</b>  | <b>56,650,840</b>  |
| <b>066</b>   | <b>DEPARTMENT OF PUBLIC HEALTH</b>                 |                    |                    |                    |                    |                    |                    |
| 0100         | General Administration                             | 0                  | 0                  | 0                  | 43,972,447         | 45,946,147         | 47,949,824         |
| 0165         | Community Health Care Service                      | 0                  | 0                  | 0                  | 962,816            | 1,026,776          | 1,123,155          |
| 0223         | Midwifery  | 0                  | 0                  | 0                  | 70,000             | 80,000             | 95,000             |
| 0224         | ER Nursing   | 0                  | 0                  | 0                  | 35,000             | 40,000             | 45,000             |
| <b>TOTAL</b> |  | <b>0</b>           | <b>0</b>           | <b>0</b>           | <b>45,040,263</b>  | <b>47,092,923</b>  | <b>49,212,979</b>  |
| <b>067</b>   | <b>MINISTRY OF TOURISM &amp; AVIATION</b>          |                    |                    |                    |                    |                    |                    |
| 0100         | General Administration                             | 114,079,195        | 54,404,731         | 79,516,372         | 66,153,750         | 64,509,596         | 59,072,835         |
| 0106         | Disaster Management                                | 0                  | 738,192            | 484,592            | 0                  | 0                  | 0                  |
| 0193         | Tourism Policy and Administration                  | 0                  | 5,705,191          | 12,054,829         | 10,901,835         | 13,238,780         | 13,551,780         |
| 0194         | Promotions and Marketing                           | 0                  | 23,540,547         | 38,328,987         | 29,002,336         | 38,831,225         | 38,991,225         |

# ANNEX 4 - RECURRENT EXPENDITURES BY PROGRAMME



| PROG<br>NO. | TITLE OF PROGRAMME  | PROVISIONAL        | EXPENDITURE       | REVISED            |                    | PRELIMINARY        | PRELIMINARY        |
|-------------|---|--------------------|-------------------|--------------------|--------------------|--------------------|--------------------|
|             |   | ACTUAL             | (PROVISIONAL)     | APPROVED           |                    | FORECAST           | FORECAST           |
|             |   | EXPENDITURE        | JUL - MAR         | ESTIMATES          | ESTIMATES          | ESTIMATES          | ESTIMATES          |
|             |   | 2018/2019          | 2019/2020         | 2019/2020          | 2020/2021          | 2021/2022          | 2022/2023          |
|             |   | \$                 | \$                | \$                 | \$                 | \$                 | \$                 |
|             | <b>TOTAL</b>  | <b>114,079,195</b> | <b>84,388,661</b> | <b>130,384,780</b> | <b>106,057,921</b> | <b>116,579,601</b> | <b>111,615,840</b> |
| <b>070</b>  | <b>MINISTRY OF LABOUR</b>   |                    |                   |                    |                    |                    |                    |
| 0100        | General Administration  | 5,283,321          | 4,132,178         | 8,511,217          | 6,808,143          | 8,856,390          | 10,735,387         |
|             | <b>TOTAL</b>  | <b>5,283,321</b>   | <b>4,132,178</b>  | <b>8,511,217</b>   | <b>6,808,143</b>   | <b>8,856,390</b>   | <b>10,735,387</b>  |
| <b>072</b>  | <b>MINISTRY OF THE ENVIRONMENT &amp; HOUSING</b>                          |                    |                   |                    |                    |                    |                    |
| 0100        | General Administration  | 24,990,515         | 27,036,175        | 37,686,222         | 26,270,995         | 25,812,602         | 24,030,471         |
| 0106        | Disaster Management   | 0                  | 0                 | 3,523,922          | 0                  | 0                  | 0                  |
|             | <b>TOTAL</b>  | <b>24,990,515</b>  | <b>27,036,175</b> | <b>41,210,144</b>  | <b>26,270,995</b>  | <b>25,812,602</b>  | <b>24,030,471</b>  |
| <b>073</b>  | <b>DEPARTMENT OF TRANSFORMATION &amp; DIGITIZATION</b>                    |                    |                   |                    |                    |                    |                    |
| 0100        | General Administration  | 17,500,300         | 15,059,834        | 25,673,116         | 49,078,737         | 53,123,590         | 53,124,290         |
| 0106        | Disaster Management   | 0                  | 0                 | 284,560            | 0                  | 0                  | 0                  |
| 0197        | Cadet Programme   | 18,957             | 6,953             | 19,630             | 19,000             | 30,000             | 30,000             |
|             | <b>TOTAL</b>  | <b>17,519,257</b>  | <b>15,066,787</b> | <b>25,977,306</b>  | <b>49,097,737</b>  | <b>53,153,590</b>  | <b>53,154,290</b>  |
| <b>074</b>  | <b>MINISTRY FOR GRAND BAHAMA</b>  |                    |                   |                    |                    |                    |                    |
| 0100        | General Administration  | 9,954,439          | 4,816,033         | 12,074,628         | 9,698,600          | 13,095,566         | 13,336,346         |
| 0106        | Disaster Management   | 0                  | 95,704            | 500,000            | 0                  | 0                  | 0                  |
| 0201        | Transfer Stations   | 0                  | 0                 | 95,000             | 95,000             | 265,000            | 270,000            |
|             | <b>TOTAL</b>  | <b>9,954,439</b>   | <b>4,911,737</b>  | <b>12,669,628</b>  | <b>9,793,600</b>   | <b>13,360,566</b>  | <b>13,606,346</b>  |
| <b>075</b>  | <b>MINISTRY OF DISASTER PREPAREDNESS, MANAGEMENT &amp; RECONSTRUCTION</b> |                    |                   |                    |                    |                    |                    |
| 0106        | Disaster Management   | 0                  | 0                 | 0                  | 11,236,100         | 2,782,220          | 2,993,830          |
|             | <b>TOTAL</b>  | <b>0</b>           | <b>0</b>          | <b>0</b>           | <b>11,236,100</b>  | <b>2,782,220</b>   | <b>2,993,830</b>   |

# ANNEX 4 - RECURRENT EXPENDITURES BY PROGRAMME



| PROG<br>NO. | TITLE OF PROGRAMME                                   | PROVISIONAL | EXPENDITURE            | REVISED   |                  | PRELIMINARY      | PRELIMINARY      |
|-------------|--|-------------|------------------------|-----------|------------------|------------------|------------------|
|             |  | ACTUAL      | (PROVISIONAL)          | APPROVED  |                  | FORECAST         | FORECAST         |
|             |  | EXPENDITURE |                        | ESTIMATES | ESTIMATES        | ESTIMATES        | ESTIMATES        |
|             |  | 2018/2019   | JUL - MAR<br>2019/2020 | 2019/2020 | 2020/2021        | 2021/2022        | 2022/2023        |
|             | \$   | \$          | \$                     | \$        | \$               | \$               |                  |
| 076         | <b>OFFICE OF THE DIRECTOR OF PUBLIC PROSECUTIONS</b> |             |                        |           |                  |                  |                  |
| 0100        | General Administration                               | 0           | 0                      | 0         | 2,942,402        | 3,091,992        | 3,111,847        |
|             | <b>TOTAL</b>   | <b>0</b>    | <b>0</b>               | <b>0</b>  | <b>2,942,402</b> | <b>3,091,992</b> | <b>3,111,847</b> |

# ANNEX 5 - SUMMARY CAPITAL EXPENDITURES BY PROGRAMME



| PROG<br>NO.  | TITLE OF PROGRAMME                                    | PROVISIONAL        | EXPENDITURE        | REVISED            |                    | PRELIMINARY        | PRELIMINARY        |
|--------------|---|--------------------|--------------------|--------------------|--------------------|--------------------|--------------------|
|              |   | ACTUAL             | (PROVISIONAL)      | APPROVED           |                    | FORECAST           | FORECAST           |
|              |   | EXPENDITURE        |                    | ESTIMATES          | ESTIMATES          | ESTIMATES          | ESTIMATES          |
|              |   | JUL - MAR          |                    |                    |                    |                    |                    |
|              |   | 2018/2019          | 2019/2020          | 2019/2020          | 2020/2021          | 2021/2022          | 2022/2023          |
|              |   | \$                 | \$                 | \$                 | \$                 | \$                 | \$                 |
| 0100         | General Administration                                | 222,703,422        | 27,944,661         | 79,552,877         | 6,465,683          | 5,569,023          | 4,255,402          |
| 0106         | Disaster Management                                   | 0                  | 41,591,904         | 100,400,000        | 31,500,000         | 10,787,758         | 5,962,000          |
| 0111         | Correctional Services Upgrades                        | 0                  | 0                  | 0                  | 4,656,142          | 4,341,145          | 1,435,945          |
| 0118         | Finance Policy Planning and Administration            | 0                  | 12,945,905         | 15,500,000         | 60,000,000         | 30,177,862         | 16,878,000         |
| 0124         | Customs Services                                      | 0                  | 2,386,705          | 2,418,000          | 1,000,000          | 1,139,544          | 852,600            |
| 0127         | Inland Revenue Service                                | 0                  | 0                  | 0                  | 400,000            | 400,000            | 400,000            |
| 0134         | Public Spaces   | 0                  | 660,324            | 2,698,000          | 3,548,000          | 2,555,834          | 1,912,260          |
| 0135         | Implementation of Traffic Study & Systems             | 661,224            | 0                  | 0                  | 900,000            | 0                  | 0                  |
| 0136         | Climate Resilient Coastal Management & Infrastructure | 0                  | 374,925            | 3,493,000          | 3,493,000          | 4,061,662          | 3,038,910          |
| 0137         | Roads, Bridges, Drains                                | 0                  | 25,129,136         | 40,153,688         | 73,435,050         | 55,076,022         | 36,018,000         |
| 0138         | Public Buildings                                      | 0                  | 15,972,712         | 38,432,746         | 54,726,053         | 45,471,119         | 32,329,400         |
| 0142         | Pre-Primary and Primary Education                     | 0                  | 15,502,907         | 18,019,051         | 22,926,568         | 27,501,544         | 22,861,019         |
| 0143         | Secondary Education                                   | 0                  | 19,016,416         | 4,420,673          | 22,190,990         | 26,191,173         | 19,001,292         |
| 0146         | Technical and Vocational Education                    | 0                  | 1,916,667          | 6,200,000          | 4,700,000          | 4,237,640          | 2,349,000          |
| 0147         | Tertiary Education                                    | 0                  | 0                  | 2,000,000          | 1,000,000          | 1,098,000          | 0                  |
| 0160         | Agriculture and Industry Support                      | 0                  | 0                  | 0                  | 100,000            | 232,560            | 174,000            |
| 0162         | Public Hospital Services (PHA)                        | 0                  | 3,000,000          | 3,000,000          | 21,000,000         | 24,818,800         | 18,270,000         |
| 0166         | Primary Health Care Services                          | 0                  | 1,181,970          | 9,000,000          | 9,000,000          | 7,076,800          | 7,920,000          |
| 0167         | Disease Prevention and Health Promotion               | 0                  | 5,000,000          | 0                  | 0                  | 0                  | 0                  |
| 0191         | Environmental Services                                | 0                  | 0                  | 0                  | 400,000            | 406,980            | 217,500            |
| 0205         | Cyber Security  | 0                  | 0                  | 400,000            | 0                  | 0                  | 0                  |
| 0206         | School Facility Improvement                           | 0                  | 1,102,872          | 2,286,049          | 1,500,000          | 1,744,200          | 1,305,000          |
| 0207         | International Affairs                                 | 0                  | 0                  | 1,700,000          | 1,550,000          | 3,255,840          | 2,436,000          |
| 0208         | Police Services                                       | 0                  | 4,100,000          | 9,500,000          | 15,200,858         | 21,341,921         | 4,757,258          |
| 0210         | Airport Infrastructure                                | 0                  | 3,462,314          | 10,826,816         | 20,897,208         | 33,721,200         | 18,470,000         |
| 0211         | Housing Development                                   | 0                  | 174,127            | 3,000,000          | 8,000,000          | 11,880,000         | 8,000,000          |
| 0213         | Asset Acquisition                                     | 0                  | 15,698,551         | 17,264,170         | 16,844,170         | 8,255,880          | 7,090,500          |
| 0214         | Immigration Services                                  | 0                  | 0                  | 117,000            | 0                  | 0                  | 0                  |
| 0215         | Military Base Development                             | 0                  | 627,456            | 2,910,000          | 5,530,250          | 3,057,620          | 2,288,100          |
| 0216         | Marine Assets Acquisition/Upkeep                      | 0                  | 235,156            | 570,000            | 650,000            | 1,104,660          | 826,500            |
| 0217         | Port Service Development                              | 0                  | 452,446            | 500,000            | 50,000             | 58,140             | 43,500             |
| 0218         | Agriculture Development                               | 0                  | 18,725             | 132,100            | 0                  | 0                  | 0                  |
| 0219         | Fisheries Development                                 | 0                  | 0                  | 170,000            | 85,000             | 197,676            | 147,900            |
| 0220         | Aviation Services                                     | 0                  | 0                  | 2,000,000          | 4,010,000          | 5,316,320          | 3,828,000          |
| 0221         | Geographical Information Services                     | 0                  | 0                  | 0                  | 2,900,000          | 3,372,120          | 2,723,000          |
| 0222         | Technology Services                                   | 0                  | 372,985            | 8,835,830          | 25,169,607         | 29,638,165         | 22,817,424         |
| 0225         | Passport Computerization                              | 0                  | 0                  | 0                  | 500,000            | 581,400            | 435,000            |
| 0227         | International Financial Institutions                  | 0                  | 0                  | 0                  | 87,669,000         | 10,928,516         | 2,958,000          |
| 0228         | Security & Surveillance Programmes                    | 0                  | 0                  | 0                  | 527,000            | 612,796            | 458,490            |
| 0229         | Food Security Initiatives                             | 0                  | 0                  | 0                  | 3,000,000          | 0                  | 0                  |
| <b>TOTAL</b> |   | <b>223,364,646</b> | <b>198,868,864</b> | <b>385,500,000</b> | <b>515,524,579</b> | <b>386,209,920</b> | <b>252,460,000</b> |

**MEMORANDUM**

Consistent with Government Finance Statistics (GFS) Methodology.

# ANNEX 6 - CAPITAL EXPENDITURES BY PROGRAMME



| PROG<br>NO. | TITLE OF PROGRAMME  | PROVISIONAL    | EXPENDITURE   | REVISED          |                  | PRELIMINARY      | PRELIMINARY      |
|-------------|---|----------------|---------------|------------------|------------------|------------------|------------------|
|             |   | ACTUAL         | (PROVISIONAL) | APPROVED         |                  | FORECAST         | FORECAST         |
|             |   | EXPENDITURE    | JUL - MAR     | ESTIMATES        | ESTIMATES        | ESTIMATES        | ESTIMATES        |
|             |   | 2018/2019      | 2019/2020     | 2019/2020        | 2020/2021        | 2021/2022        | 2022/2023        |
|             |   | \$             | \$            | \$               | \$               | \$               | \$               |
| <b>005</b>  | <b>MINISTRY OF PUBLIC SERVICE &amp; NATIONAL INSURANCE</b>          |                |               |                  |                  |                  |                  |
| 0106        | Disaster Management   | 0              | 0             | 25,000           | 0                | 0                | 0                |
|             | <b>TOTAL</b>  | <b>0</b>       | <b>0</b>      | <b>25,000</b>    | <b>0</b>         | <b>0</b>         | <b>0</b>         |
| <b>006</b>  | <b>CABINET OFFICE</b>   |                |               |                  |                  |                  |                  |
| 0106        | Disaster Management   | 0              | 0             | 2,823,970        | 0                | 0                | 0                |
|             | <b>TOTAL</b>  | <b>0</b>       | <b>0</b>      | <b>2,823,970</b> | <b>0</b>         | <b>0</b>         | <b>0</b>         |
| <b>007</b>  | <b>OFFICE OF THE ATTORNEY GENERAL AND MINISTRY OF LEGAL AFFAIRS</b> |                |               |                  |                  |                  |                  |
| 0100        | General Administration  | 0              | 0             | 0                | 1,500,000        | 1,635,400        | 1,305,000        |
| 0106        | Disaster Management   | 0              | 13,950        | 210,060          | 0                | 0                | 0                |
| 0138        | Public Buildings  | 0              | 0             | 0                | 670,000          | 0                | 0                |
|             | <b>TOTAL</b>  | <b>0</b>       | <b>13,950</b> | <b>210,060</b>   | <b>2,170,000</b> | <b>1,635,400</b> | <b>1,305,000</b> |
| <b>013</b>  | <b>MINISTRY OF FOREIGN AFFAIRS</b>                                  |                |               |                  |                  |                  |                  |
| 0100        | General Administration  | 183,833        | 0             | 300,000          | 450,000          | 348,840          | 261,000          |
| 0207        | International Affairs   | 0              | 0             | 1,700,000        | 1,550,000        | 3,255,840        | 2,436,000        |
| 0225        | Passport Computerization  | 0              | 0             | 0                | 500,000          | 581,400          | 435,000          |
|             | <b>TOTAL</b>  | <b>183,833</b> | <b>0</b>      | <b>2,000,000</b> | <b>2,500,000</b> | <b>4,186,080</b> | <b>3,132,000</b> |
| <b>014</b>  | <b>OFFICE OF THE PRIME MINISTER</b>                                 |                |               |                  |                  |                  |                  |
| 0106        | Disaster Management   | 0              | 0             | 6,670,000        | 0                | 0                | 0                |
|             | <b>TOTAL</b>  | <b>0</b>       | <b>0</b>      | <b>6,670,000</b> | <b>0</b>         | <b>0</b>         | <b>0</b>         |
| <b>021</b>  | <b>MINISTRY OF FINANCE</b>  |                |               |                  |                  |                  |                  |
| 0100        | General Administration  | 51,910,461     | 19,130,373    | 59,000,000       | 0                | 0                | 0                |
| 0106        | Disaster Management   | 0              | 27,526,623    | 67,937,880       | 15,000,000       | 3,273,282        | 0                |
| 0118        | Finance Policy Planning and Administration                          | 0              | 12,945,905    | 15,500,000       | 60,000,000       | 30,177,862       | 16,878,000       |
| 0127        | Inland Revenue Service  | 0              | 0             | 0                | 400,000          | 400,000          | 400,000          |
| 0138        | Public Buildings  | 0              | 0             | 0                | 1,000,000        | 581,400          | 581,400          |
| 0167        | Disease Prevention and Health Promotion                             | 0              | 5,000,000     | 0                | 0                | 0                | 0                |
| 0213        | Asset Acquisition   | 0              | 15,698,551    | 17,264,170       | 16,844,170       | 8,255,880        | 7,090,500        |
| 0222        | Technology Services   | 0              | 0             | 1,000,000        | 0                | 0                | 0                |



# ANNEX 6 - CAPITAL EXPENDITURES BY PROGRAMME



| PROG NO.   | TITLE OF PROGRAMME                                    | PROVISIONAL ACTUAL EXPENDITURE | EXPENDITURE (PROVISIONAL) JUL - MAR | REVISED APPROVED ESTIMATES | ESTIMATES          | PRELIMINARY FORECAST ESTIMATES | PRELIMINARY FORECAST ESTIMATES |
|------------|---|--------------------------------|-------------------------------------|----------------------------|--------------------|--------------------------------|--------------------------------|
|            |   | 2018/2019                      | 2019/2020                           | 2019/2020                  | 2020/2021          | 2021/2022                      | 2022/2023                      |
|            |   | \$                             | \$                                  | \$                         | \$                 | \$                             | \$                             |
| 0227       | International Financial Institutions                  | 0                              | 0                                   | 0                          | 87,669,000         | 10,928,516                     | 2,958,000                      |
|            | <b>TOTAL</b>  | <b>51,910,461</b>              | <b>80,301,452</b>                   | <b>160,702,050</b>         | <b>180,913,170</b> | <b>53,616,940</b>              | <b>27,907,900</b>              |
| <b>022</b> | <b>TREASURY DEPARTMENT</b>                            |                                |                                     |                            |                    |                                |                                |
| 0106       | Disaster Management                                   | 0                              | 0                                   | 125,000                    | 0                  | 0                              | 0                              |
|            | <b>TOTAL</b>  | <b>0</b>                       | <b>0</b>                            | <b>125,000</b>             | <b>0</b>           | <b>0</b>                       | <b>0</b>                       |
| <b>023</b> | <b>CUSTOMS DEPARTMENT</b>                             |                                |                                     |                            |                    |                                |                                |
| 0100       | General Administration                                | 0                              | 0                                   | 0                          | 370,000            | 104,652                        | 78,300                         |
| 0106       | Disaster Management                                   | 0                              | 0                                   | 1,000,000                  | 0                  | 0                              | 0                              |
| 0124       | Customs Services                                      | 0                              | 2,386,705                           | 2,418,000                  | 1,000,000          | 1,139,544                      | 852,600                        |
| 0138       | Public Buildings                                      | 0                              | 0                                   | 0                          | 1,130,000          | 151,164                        | 113,100                        |
|            | <b>TOTAL</b>  | <b>0</b>                       | <b>2,386,705</b>                    | <b>3,418,000</b>           | <b>2,500,000</b>   | <b>1,395,360</b>               | <b>1,044,000</b>               |
| <b>028</b> | <b>DEPARTMENT OF INLAND REVENUE</b>                   |                                |                                     |                            |                    |                                |                                |
| 0106       | Disaster Management                                   | 0                              | 0                                   | 69,840                     | 0                  | 0                              | 0                              |
|            | <b>TOTAL</b>  | <b>0</b>                       | <b>0</b>                            | <b>69,840</b>              | <b>0</b>           | <b>0</b>                       | <b>0</b>                       |
| <b>029</b> | <b>MINISTRY OF NATIONAL SECURITY</b>                  |                                |                                     |                            |                    |                                |                                |
| 0100       | General Administration                                | 4,357,538                      | 4,265,793                           | 2,500,000                  | 143,000            | 23,256                         | 17,400                         |
| 0111       | Correctional Services Upgrades                        | 0                              | 0                                   | 0                          | 4,656,142          | 4,341,145                      | 1,435,945                      |
| 0208       | Police Services                                       | 0                              | 4,100,000                           | 9,500,000                  | 15,200,858         | 21,341,921                     | 4,757,258                      |
|            | <b>TOTAL</b>  | <b>4,357,538</b>               | <b>8,365,793</b>                    | <b>12,000,000</b>          | <b>20,000,000</b>  | <b>25,706,322</b>              | <b>6,210,603</b>               |
| <b>030</b> | <b>DEPARTMENT OF IMMIGRATION</b>                      |                                |                                     |                            |                    |                                |                                |
| 0214       | Immigration Services                                  | 0                              | 0                                   | 117,000                    | 0                  | 0                              | 0                              |
|            | <b>TOTAL</b>  | <b>0</b>                       | <b>0</b>                            | <b>117,000</b>             | <b>0</b>           | <b>0</b>                       | <b>0</b>                       |
| <b>032</b> | <b>ROYAL BAHAMAS DEFENCE FORCE</b>                    |                                |                                     |                            |                    |                                |                                |
| 0100       | General Administration                                | 9,048,877                      | 0                                   | 0                          | 0                  | 0                              | 0                              |
| 0106       | Disaster Management                                   | 0                              | 219,988                             | 888,460                    | 0                  | 0                              | 0                              |
| 0138       | Public Buildings                                      | 0                              | 768,917                             | 4,520,000                  | 3,819,750          | 5,139,576                      | 3,845,400                      |
| 0215       | Military Base Development                             | 0                              | 627,456                             | 2,910,000                  | 5,530,250          | 3,057,620                      | 2,288,100                      |
| 0216       | Marine Assets Acquisition/Upkeep                      | 0                              | 235,156                             | 570,000                    | 650,000            | 1,104,660                      | 826,500                        |
|            | <b>TOTAL</b>  | <b>9,048,877</b>               | <b>1,851,517</b>                    | <b>8,888,460</b>           | <b>10,000,000</b>  | <b>9,301,856</b>               | <b>6,960,000</b>               |
| <b>033</b> | <b>MINISTRY OF PUBLIC WORKS</b>                       |                                |                                     |                            |                    |                                |                                |
| 0100       | General Administration                                | 97,458,597                     | 742,000                             | 1,803,750                  | 1,490,000          | 486,748                        | 356,700                        |
| 0106       | Disaster Management                                   | 0                              | 13,330,916                          | 761,690                    | 400,000            | 465,120                        | 348,000                        |
| 0134       | Public Spaces   | 0                              | 574,563                             | 2,400,000                  | 3,250,000          | 2,209,320                      | 1,653,000                      |
| 0135       | Implementation of Traffic Study & Systems             | 661,224                        | 0                                   | 0                          | 900,000            | 0                              | 0                              |
| 0136       | Climate Resilient Coastal Management & Infrastructure | 0                              | 374,925                             | 3,493,000                  | 3,493,000          | 4,061,662                      | 3,038,910                      |
| 0137       | Roads, Bridges, Drains                                | 0                              | 25,129,136                          | 40,153,688                 | 73,435,050         | 55,076,022                     | 36,018,000                     |

# ANNEX 6 - CAPITAL EXPENDITURES BY PROGRAMME



| PROG<br>NO. | TITLE OF PROGRAMME                                  | PROVISIONAL EXPENDITURE |                        | REVISED           | PRELIMINARY FORECAST |                    | PRELIMINARY FORECAST |
|-------------|---|-------------------------|------------------------|-------------------|----------------------|--------------------|----------------------|
|             |   | ACTUAL                  | (PROVISIONAL)          | APPROVED          | ESTIMATES            | ESTIMATES          | ESTIMATES            |
|             |   | EXPENDITURE             | EXPENDITURE            | ESTIMATES         | ESTIMATES            | ESTIMATES          | ESTIMATES            |
|             |   | 2018/2019               | JUL - MAR<br>2019/2020 | 2019/2020         | 2020/2021            | 2021/2022          | 2022/2023            |
|             |   | \$                      | \$                     | \$                | \$                   | \$                 | \$                   |
| 0138        | Public Buildings                                    | 0                       | 15,203,795             | 33,422,746        | 45,232,263           | 37,790,999         | 26,533,500           |
| 0210        | Airport Infrastructure                              | 0                       | 3,462,314              | 10,826,816        | 20,897,208           | 33,721,200         | 18,470,000           |
| 0222        | Technology Services                                 | 0                       | 73,935                 | 1,235,830         | 2,000,000            | 2,325,600          | 1,740,000            |
|             | <b>TOTAL</b>  | <b>98,119,821</b>       | <b>58,891,584</b>      | <b>94,097,520</b> | <b>151,097,521</b>   | <b>136,136,671</b> | <b>88,158,110</b>    |
| <b>038</b>  | <b>MINISTRY OF EDUCATION</b>                        |                         |                        |                   |                      |                    |                      |
| 0100        | General Administration                              | 43,715,285              | 2,773,479              | 12,961,227        | 2,173,683            | 2,527,559          | 1,892,602            |
| 0106        | Disaster Management                                 | 0                       | 0                      | 6,310,000         | 0                    | 0                  | 0                    |
| 0138        | Public Buildings                                    | 0                       | 0                      | 100,000           | 300,000              | 348,840            | 261,000              |
| 0142        | Pre-Primary and Primary Education                   | 0                       | 15,502,907             | 18,019,051        | 22,926,568           | 27,501,544         | 22,861,019           |
| 0143        | Secondary Education                                 | 0                       | 19,016,416             | 4,420,673         | 22,190,990           | 26,191,173         | 19,001,292           |
| 0146        | Technical and Vocational Education                  | 0                       | 1,916,667              | 6,200,000         | 4,700,000            | 4,237,640          | 2,349,000            |
| 0147        | Tertiary Education                                  | 0                       | 0                      | 2,000,000         | 1,000,000            | 1,098,000          | 0                    |
| 0206        | School Facility Improvement                         | 0                       | 1,102,872              | 2,286,049         | 1,500,000            | 1,744,200          | 1,305,000            |
| 0222        | Technology Services                                 | 0                       | 0                      | 0                 | 11,578,647           | 13,463,650         | 10,073,423           |
| 0228        | Security & Surveillance Programmes                  | 0                       | 0                      | 0                 | 527,000              | 612,796            | 458,490              |
|             | <b>TOTAL</b>  | <b>43,715,285</b>       | <b>40,312,341</b>      | <b>52,297,000</b> | <b>66,896,888</b>    | <b>77,725,402</b>  | <b>58,201,826</b>    |
| <b>040</b>  | <b>MINISTRY OF TRANSPORT &amp; LOCAL GOVERNMENT</b> |                         |                        |                   |                      |                    |                      |
| 0100        | General Administration                              | 0                       | 460                    | 0                 | 35,000               | 50,000             | 50,000               |
| 0106        | Disaster Management                                 | 0                       | 0                      | 60,200            | 0                    | 0                  | 0                    |
| 0138        | Public Buildings                                    | 0                       | 0                      | 0                 | 224,040              | 173,260            | 125,000              |
| 0217        | Port Service Development                            | 0                       | 452,446                | 500,000           | 50,000               | 58,140             | 43,500               |
| 0222        | Technology Services                                 | 0                       | 0                      | 0                 | 190,960              | 300,000            | 216,500              |
|             | <b>TOTAL</b>  | <b>0</b>                | <b>452,906</b>         | <b>560,200</b>    | <b>500,000</b>       | <b>581,400</b>     | <b>435,000</b>       |
| <b>045</b>  | <b>DEPARTMENT OF HOUSING</b>                        |                         |                        |                   |                      |                    |                      |
| 0100        | General Administration                              | 1,209,543               | 0                      | 0                 | 0                    | 0                  | 0                    |
| 0211        | Housing Development                                 | 0                       | 174,127                | 3,000,000         | 0                    | 0                  | 0                    |
|             | <b>TOTAL</b>  | <b>1,209,543</b>        | <b>174,127</b>         | <b>3,000,000</b>  | <b>0</b>             | <b>0</b>           | <b>0</b>             |
| <b>048</b>  | <b>DEPARTMENT OF LABOUR</b>                         |                         |                        |                   |                      |                    |                      |
| 0106        | Disaster Management                                 | 0                       | 0                      | 115,000           | 0                    | 0                  | 0                    |
|             | <b>TOTAL</b>  | <b>0</b>                | <b>0</b>               | <b>115,000</b>    | <b>0</b>             | <b>0</b>           | <b>0</b>             |

# ANNEX 6 - CAPITAL EXPENDITURES BY PROGRAMME



| PROG NO.   | TITLE OF PROGRAMME                                    | PROVISIONAL ACTUAL EXPENDITURE | EXPENDITURE (PROVISIONAL) JUL - MAR | REVISED APPROVED ESTIMATES | ESTIMATES         | PRELIMINARY FORECAST ESTIMATES | PRELIMINARY FORECAST ESTIMATES |
|------------|---|--------------------------------|-------------------------------------|----------------------------|-------------------|--------------------------------|--------------------------------|
|            |   | 2018/2019                      | 2019/2020                           | 2019/2020                  | 2020/2021         | 2021/2022                      | 2022/2023                      |
|            |   | \$                             | \$                                  | \$                         | \$                | \$                             | \$                             |
| <b>053</b> | <b>PORT DEPARTMENT</b>                                |                                |                                     |                            |                   |                                |                                |
| 0100       | General Administration                                | 499,939                        | 0                                   | 0                          | 0                 | 0                              | 0                              |
| 0106       | Disaster Management                                   | 0                              | 0                                   | 42,000                     | 0                 | 0                              | 0                              |
|            | <b>TOTAL</b>  | <b>499,939</b>                 | <b>0</b>                            | <b>42,000</b>              | <b>0</b>          | <b>0</b>                       | <b>0</b>                       |
| <b>054</b> | <b>DEPARTMENT OF ROAD TRAFFIC</b>                     |                                |                                     |                            |                   |                                |                                |
| 0106       | Disaster Management                                   | 0                              | 0                                   | 27,000                     | 0                 | 0                              | 0                              |
|            | <b>TOTAL</b>  | <b>0</b>                       | <b>0</b>                            | <b>27,000</b>              | <b>0</b>          | <b>0</b>                       | <b>0</b>                       |
| <b>055</b> | <b>DEPARTMENT OF METEOROLOGY</b>                      |                                |                                     |                            |                   |                                |                                |
| 0106       | Disaster Management                                   | 0                              | 0                                   | 10,900                     | 0                 | 0                              | 0                              |
|            | <b>TOTAL</b>  | <b>0</b>                       | <b>0</b>                            | <b>10,900</b>              | <b>0</b>          | <b>0</b>                       | <b>0</b>                       |
| <b>056</b> | <b>MINISTRY OF AGRICULTURE &amp; MARINE RESOURCES</b> |                                |                                     |                            |                   |                                |                                |
| 0100       | General Administration                                | 597,653                        | 80,855                              | 87,900                     | 54,000            | 102,208                        | 76,900                         |
| 0106       | Disaster Management                                   | 0                              | 19,740                              | 25,000                     | 0                 | 0                              | 0                              |
| 0138       | Public Buildings                                      | 0                              | 0                                   | 390,000                    | 350,000           | 116,280                        | 0                              |
| 0160       | Agriculture and Industry Support                      | 0                              | 0                                   | 0                          | 100,000           | 232,560                        | 174,000                        |
| 0218       | Agriculture Development                               | 0                              | 18,725                              | 132,100                    | 0                 | 0                              | 0                              |
| 0219       | Fisheries Development                                 | 0                              | 0                                   | 170,000                    | 85,000            | 197,676                        | 147,900                        |
| 0229       | Food Security Initiatives                             | 0                              | 0                                   | 0                          | 3,000,000         | 0                              | 0                              |
|            | <b>TOTAL</b>  | <b>597,653</b>                 | <b>119,320</b>                      | <b>805,000</b>             | <b>3,589,000</b>  | <b>648,724</b>                 | <b>398,800</b>                 |
| <b>058</b> | <b>DEPARTMENT OF MARINE RESOURCES</b>                 |                                |                                     |                            |                   |                                |                                |
| 0106       | Disaster Management                                   | 0                              | 0                                   | 356,000                    | 0                 | 0                              | 0                              |
|            | <b>TOTAL</b>  | <b>0</b>                       | <b>0</b>                            | <b>356,000</b>             | <b>0</b>          | <b>0</b>                       | <b>0</b>                       |
| <b>060</b> | <b>MINISTRY OF HEALTH</b>                             |                                |                                     |                            |                   |                                |                                |
| 0100       | General Administration                                | 11,631,897                     | 0                                   | 0                          | 0                 | 0                              | 0                              |
| 0106       | Disaster Management                                   | 0                              | 0                                   | 10,072,000                 | 9,000,000         | 0                              | 0                              |
| 0162       | Public Hospital Services (PHA)                        | 0                              | 3,000,000                           | 3,000,000                  | 21,000,000        | 24,818,800                     | 18,270,000                     |
| 0166       | Primary Health Care Services                          | 0                              | 1,181,970                           | 9,000,000                  | 9,000,000         | 7,076,800                      | 7,920,000                      |
|            | <b>TOTAL</b>  | <b>11,631,897</b>              | <b>4,181,970</b>                    | <b>22,072,000</b>          | <b>39,000,000</b> | <b>31,895,600</b>              | <b>26,190,000</b>              |
| <b>067</b> | <b>MINISTRY OF TOURISM &amp; AVIATION</b>             |                                |                                     |                            |                   |                                |                                |
| 0220       | Aviation Services                                     | 0                              | 0                                   | 2,000,000                  | 4,010,000         | 5,316,320                      | 3,828,000                      |
|            | <b>TOTAL</b>  | <b>0</b>                       | <b>0</b>                            | <b>2,000,000</b>           | <b>4,010,000</b>  | <b>5,316,320</b>               | <b>3,828,000</b>               |

# ANNEX 6 - CAPITAL EXPENDITURES BY PROGRAMME



| PROG<br>NO. | TITLE OF PROGRAMME  | PROVISIONAL      | EXPENDITURE      | REVISED          |                   | PRELIMINARY       | PRELIMINARY       |
|-------------|---|------------------|------------------|------------------|-------------------|-------------------|-------------------|
|             |   | ACTUAL           | (PROVISIONAL)    | APPROVED         |                   | FORECAST          | FORECAST          |
|             |   | EXPENDITURE      | JUL - MAR        | ESTIMATES        | ESTIMATES         | ESTIMATES         | ESTIMATES         |
|             |   | 2018/2019        | 2019/2020        | 2019/2020        | 2020/2021         | 2021/2022         | 2022/2023         |
|             |   | \$               | \$               | \$               | \$                | \$                | \$                |
| <b>072</b>  | <b>MINISTRY OF THE ENVIRONMENT &amp; HOUSING</b>                          |                  |                  |                  |                   |                   |                   |
| 0100        | General Administration  | 2,089,798        | 951,702          | 2,900,000        | 250,000           | 290,360           | 217,500           |
| 0106        | Disaster Management   | 0                | 0                | 1,080,000        | 0                 | 0                 | 0                 |
| 0134        | Public Spaces   | 0                | 85,761           | 298,000          | 298,000           | 346,514           | 259,260           |
| 0191        | Environmental Services  | 0                | 0                | 0                | 400,000           | 406,980           | 217,500           |
| 0211        | Housing Development   | 0                | 0                | 0                | 8,000,000         | 11,880,000        | 8,000,000         |
| 0221        | Geographical Information Services   | 0                | 0                | 0                | 2,900,000         | 3,372,120         | 2,723,000         |
|             | <b>TOTAL</b>  | <b>2,089,798</b> | <b>1,037,463</b> | <b>4,278,000</b> | <b>11,848,000</b> | <b>16,295,974</b> | <b>11,417,260</b> |
| <b>073</b>  | <b>DEPARTMENT OF TRANSFORMATION &amp; DIGITIZATION</b>                    |                  |                  |                  |                   |                   |                   |
| 0106        | Disaster Management   | 0                | 0                | 500,000          | 600,000           | 72,556            | 0                 |
| 0205        | Cyber Security  | 0                | 0                | 400,000          | 0                 | 0                 | 0                 |
| 0222        | Technology Services   | 0                | 299,050          | 6,600,000        | 11,400,000        | 13,548,915        | 10,787,501        |
|             | <b>TOTAL</b>  | <b>0</b>         | <b>299,050</b>   | <b>7,500,000</b> | <b>12,000,000</b> | <b>13,621,471</b> | <b>10,787,501</b> |
| <b>074</b>  | <b>MINISTRY FOR GRAND BAHAMA</b>  |                  |                  |                  |                   |                   |                   |
| 0106        | Disaster Management   | 0                | 480,688          | 1,290,000        | 0                 | 0                 | 0                 |
| 0138        | Public Buildings  | 0                | 0                | 0                | 2,000,000         | 1,169,600         | 870,000           |
|             | <b>TOTAL</b>  | <b>0</b>         | <b>480,688</b>   | <b>1,290,000</b> | <b>2,000,000</b>  | <b>1,169,600</b>  | <b>870,000</b>    |
| <b>075</b>  | <b>MINISTRY OF DISASTER PREPAREDNESS, MANAGEMENT &amp; RECONSTRUCTION</b> |                  |                  |                  |                   |                   |                   |
| 0106        | Disaster Management   | 0                | 0                | 0                | 6,500,000         | 6,976,800         | 5,614,000         |
|             | <b>TOTAL</b>  | <b>0</b>         | <b>0</b>         | <b>0</b>         | <b>6,500,000</b>  | <b>6,976,800</b>  | <b>5,614,000</b>  |

# ANNEX 7 - RECURRENT EXPENDITURES BY SPENDING UNIT



| SPEND NO.  | TITLE OF SPEND  | PROVISIONAL ACTUAL EXPENDITURE | EXPENDITURE (PROVISIONAL) JUL - MAR | REVISED APPROVED ESTIMATES | ESTIMATES          | PRELIMINARY FORECAST ESTIMATES | PRELIMINARY FORECAST ESTIMATES |
|------------|---|--------------------------------|-------------------------------------|----------------------------|--------------------|--------------------------------|--------------------------------|
|            |   | 2018/2019                      | 2019/2020                           | 2019/2020                  | 2020/2021          | 2021/2022                      | 2022/2023                      |
|            |   | \$                             | \$                                  | \$                         | \$                 | \$                             | \$                             |
| <b>001</b> | <b>GOVERNOR GENERAL &amp; STAFF</b>                                 |                                |                                     |                            |                    |                                |                                |
| 0001       | General Administration  | 980,397                        | 782,350                             | 1,114,594                  | 962,891            | 1,131,166                      | 1,148,309                      |
|            | <b>TOTAL</b>  | <b>980,397</b>                 | <b>782,350</b>                      | <b>1,114,594</b>           | <b>962,891</b>     | <b>1,131,166</b>               | <b>1,148,309</b>               |
| <b>002</b> | <b>THE SENATE</b>   |                                |                                     |                            |                    |                                |                                |
| 0001       | General Administration  | 321,040                        | 214,119                             | 340,040                    | 284,600            | 291,160                        | 291,160                        |
|            | <b>TOTAL</b>  | <b>321,040</b>                 | <b>214,119</b>                      | <b>340,040</b>             | <b>284,600</b>     | <b>291,160</b>                 | <b>291,160</b>                 |
| <b>003</b> | <b>HOUSE OF ASSEMBLY</b>  |                                |                                     |                            |                    |                                |                                |
| 0001       | General Administration  | 2,109,431                      | 5,472,466                           | 6,564,667                  | 3,649,698          | 3,700,232                      | 3,704,470                      |
|            | <b>TOTAL</b>  | <b>2,109,431</b>               | <b>5,472,466</b>                    | <b>6,564,667</b>           | <b>3,649,698</b>   | <b>3,700,232</b>               | <b>3,704,470</b>               |
| <b>004</b> | <b>DEPARTMENT OF THE AUDITOR GENERAL</b>                            |                                |                                     |                            |                    |                                |                                |
| 0001       | General Administration  | 2,155,381                      | 1,680,754                           | 3,194,558                  | 2,324,597          | 3,329,363                      | 3,330,570                      |
|            | <b>TOTAL</b>  | <b>2,155,381</b>               | <b>1,680,754</b>                    | <b>3,194,558</b>           | <b>2,324,597</b>   | <b>3,329,363</b>               | <b>3,330,570</b>               |
| <b>005</b> | <b>MINISTRY OF PUBLIC SERVICE &amp; NATIONAL INSURANCE</b>          |                                |                                     |                            |                    |                                |                                |
| 0001       | General Administration  | 245,863,372                    | 201,632,237                         | 287,839,128                | 263,104,866        | 320,006,739                    | 329,942,751                    |
| 0367       | Public Service Commission   | 18,666                         | 9,483                               | 27,180                     | 24,180             | 26,747                         | 26,847                         |
| 0368       | Modernization of the Public Sector                                  | 361,686                        | 0                                   | 0                          | 0                  | 0                              | 0                              |
| 0417       | National Job Creation Skills Enhancement Programme (NJCSEP)         | 0                              | 2,876                               | 17,385                     | 8,140              | 8,260                          | 8,360                          |
| 0418       | Public Service Centre For Human Resources Development (PSCHRD)      | 0                              | 8,225                               | 38,143                     | 22,500             | 24,245                         | 24,400                         |
| 7001       | Public Service Week   | 118,586                        | 2,140                               | 112,100                    | 108,910            | 110,450                        | 110,450                        |
|            | <b>TOTAL</b>  | <b>246,362,310</b>             | <b>201,654,961</b>                  | <b>288,033,936</b>         | <b>263,268,596</b> | <b>320,176,441</b>             | <b>330,112,808</b>             |
| <b>006</b> | <b>CABINET OFFICE</b>   |                                |                                     |                            |                    |                                |                                |
| 0001       | General Administration  | 6,084,892                      | 5,547,884                           | 6,434,499                  | 5,317,818          | 6,649,697                      | 8,264,968                      |
| 0104       | Department of NEMA  | 976,707                        | 271,407                             | 500,000                    | 0                  | 0                              | 0                              |
| 0365       | National Honours  | 0                              | 22,165                              | 176,164                    | 83,640             | 97,640                         | 97,640                         |
| 4135       | Hurricane Dorian Restoration  | 0                              | 0                                   | 638,650                    | 0                  | 0                              | 0                              |
|            | <b>TOTAL</b>  | <b>7,061,599</b>               | <b>5,841,456</b>                    | <b>7,749,313</b>           | <b>5,401,458</b>   | <b>6,747,337</b>               | <b>8,362,608</b>               |
| <b>007</b> | <b>OFFICE OF THE ATTORNEY GENERAL AND MINISTRY OF LEGAL AFFAIRS</b> |                                |                                     |                            |                    |                                |                                |
| 0001       | General Administration  | 15,542,730                     | 13,355,757                          | 16,141,617                 | 10,334,897         | 13,551,689                     | 13,583,448                     |
| 0106       | Bahamas Law School  | 2,499,551                      | 2,227,573                           | 1,500,000                  | 2,263,053          | 2,263,053                      | 2,263,053                      |
| 0108       | Freedom of Information  | 2,908                          | 11,267                              | 1,055,000                  | 1,055,000          | 1,055,000                      | 1,055,000                      |
| 0369       | Dept of Public Prosecution  | 0                              | 120,631                             | 356,200                    | 0                  | 0                              | 0                              |
| 4033       | Beneficial Owners Secure Search System                              | 0                              | 0                                   | 0                          | 1,500,000          | 1,500,000                      | 1,500,000                      |
| 4135       | Hurricane Dorian Restoration  | 0                              | 0                                   | 11,412                     | 0                  | 0                              | 0                              |
|            | <b>TOTAL</b>  | <b>18,045,189</b>              | <b>15,715,228</b>                   | <b>19,064,229</b>          | <b>15,152,950</b>  | <b>18,369,742</b>              | <b>18,401,501</b>              |

# ANNEX 7 - RECURRENT EXPENDITURES BY SPENDING UNIT



| SPEND NO.  | TITLE OF SPEND   | PROVISIONAL ACTUAL EXPENDITURE | EXPENDITURE (PROVISIONAL) JUL - MAR | REVISED APPROVED ESTIMATES | ESTIMATES         | PRELIMINARY FORECAST ESTIMATES | PRELIMINARY FORECAST ESTIMATES |
|------------|--|--------------------------------|-------------------------------------|----------------------------|-------------------|--------------------------------|--------------------------------|
|            |  | 2018/2019                      | 2019/2020                           | 2019/2020                  | 2020/2021         | 2021/2022                      | 2022/2023                      |
|            |  | \$                             | \$                                  | \$                         | \$                | \$                             | \$                             |
| <b>008</b> | <b>OFFICE OF THE JUDICIAL (SUPREME AND MAGISTRATES COURTS)</b> |                                |                                     |                            |                   |                                |                                |
| 0001       | General Administration   | 11,863,752                     | 9,631,422                           | 13,446,613                 | 13,331,889        | 15,337,948                     | 15,544,324                     |
| 0129       | Magistrate Courts  | 589,937                        | 261,087                             | 355,560                    | 450,000           | 781,250                        | 821,363                        |
| 4135       | Hurricane Dorian Restoration                                   | 0                              | 0                                   | 51,000                     | 0                 | 0                              | 0                              |
|            | <b>TOTAL</b>   | <b>12,453,689</b>              | <b>9,892,509</b>                    | <b>13,853,173</b>          | <b>13,781,889</b> | <b>16,119,198</b>              | <b>16,365,687</b>              |
| <b>009</b> | <b>COURT OF APPEAL</b>   |                                |                                     |                            |                   |                                |                                |
| 0001       | General Administration   | 2,015,835                      | 1,618,344                           | 2,170,759                  | 2,073,603         | 2,421,368                      | 2,463,490                      |
| 4135       | Hurricane Dorian Restoration                                   | 0                              | 0                                   | 15,500                     | 0                 | 0                              | 0                              |
|            | <b>TOTAL</b>   | <b>2,015,835</b>               | <b>1,618,344</b>                    | <b>2,186,259</b>           | <b>2,073,603</b>  | <b>2,421,368</b>               | <b>2,463,490</b>               |
| <b>010</b> | <b>REGISTRAR GENERAL'S DEPARTMENT</b>                          |                                |                                     |                            |                   |                                |                                |
| 0001       | General Administration   | 3,440,046                      | 1,962,506                           | 3,714,013                  | 3,142,094         | 3,711,820                      | 3,861,943                      |
| 4135       | Hurricane Dorian Restoration                                   | 0                              | 0                                   | 12,000                     | 0                 | 0                              | 0                              |
|            | <b>TOTAL</b>   | <b>3,440,046</b>               | <b>1,962,506</b>                    | <b>3,726,013</b>           | <b>3,142,094</b>  | <b>3,711,820</b>               | <b>3,861,943</b>               |
| <b>011</b> | <b>BAHAMAS DEPARTMENT OF CORRECTIONAL SERVICES</b>             |                                |                                     |                            |                   |                                |                                |
| 0001       | General Administration   | 27,274,886                     | 20,006,228                          | 28,922,266                 | 27,899,241        | 31,343,587                     | 32,711,095                     |
|            | <b>TOTAL</b>   | <b>27,274,886</b>              | <b>20,006,228</b>                   | <b>28,922,266</b>          | <b>27,899,241</b> | <b>31,343,587</b>              | <b>32,711,095</b>              |
| <b>012</b> | <b>PARLIAMENTARY REGISTRATION DEPARTMENT</b>                   |                                |                                     |                            |                   |                                |                                |
| 0001       | General Administration   | 760,910                        | 755,728                             | 1,267,050                  | 1,512,234         | 2,779,271                      | 3,831,588                      |
|            | <b>TOTAL</b>   | <b>760,910</b>                 | <b>755,728</b>                      | <b>1,267,050</b>           | <b>1,512,234</b>  | <b>2,779,271</b>               | <b>3,831,588</b>               |
| <b>013</b> | <b>MINISTRY OF FOREIGN AFFAIRS</b>                             |                                |                                     |                            |                   |                                |                                |
| 0001       | General Administration   | 26,240,116                     | 23,367,430                          | 28,144,401                 | 23,649,920        | 27,210,903                     | 29,576,700                     |
| 0112       | Consular General   | 1,560,000                      | 1,150,960                           | 1,240,000                  | 992,000           | 1,351,000                      | 1,351,000                      |
| 0113       | Embassy  | 550,000                        | 1,465,725                           | 1,840,000                  | 1,472,000         | 1,923,250                      | 1,923,250                      |
| 0115       | High Commissioner  | 1,297,392                      | 1,030,480                           | 1,310,000                  | 1,048,000         | 1,383,750                      | 1,383,750                      |
| 0116       | Office of The Prime Minister's Spouse                          | 19,495                         | 10,595                              | 20,000                     | 16,000            | 20,500                         | 20,500                         |
| 1041       | UN Mission   | 680,000                        | 596,827                             | 660,000                    | 528,000           | 699,050                        | 699,050                        |
| 1042       | Overseas Mission   | 500,000                        | 437,400                             | 480,000                    | 384,000           | 512,500                        | 512,500                        |
| 7021       | OAS General Assembly Meeting                                   | 0                              | 7,506                               | 0                          | 0                 | 0                              | 0                              |
|            | <b>TOTAL</b>   | <b>30,847,003</b>              | <b>28,066,923</b>                   | <b>33,694,401</b>          | <b>28,089,920</b> | <b>33,100,953</b>              | <b>35,466,750</b>              |
| <b>014</b> | <b>OFFICE OF THE PRIME MINISTER</b>                            |                                |                                     |                            |                   |                                |                                |
| 0001       | General Administration   | 17,787,295                     | 13,068,956                          | 19,935,946                 | 16,171,860        | 16,778,228                     | 15,589,031                     |
| 0119       | Operation of Best Commission                                   | 81,141                         | 0                                   | 0                          | 0                 | 0                              | 0                              |
| 0120       | Over The Hill Initiative                                       | 1,002,933                      | 350,547                             | 2,850,000                  | 1,428,200         | 1,537,600                      | 1,537,600                      |
| 0121       | Prime Minister's Delivery Unit                                 | 9,539                          | 3,299                               | 73,150                     | 44,948            | 64,030                         | 64,030                         |

# ANNEX 7 - RECURRENT EXPENDITURES BY SPENDING UNIT



| SPEND NO.    | TITLE OF SPEND                        | PROVISIONAL ACTUAL EXPENDITURE | EXPENDITURE (PROVISIONAL) | REVISED APPROVED ESTIMATES | ESTIMATES         | PRELIMINARY FORECAST ESTIMATES | PRELIMINARY FORECAST ESTIMATES |
|--------------|---------------------------------------|--------------------------------|---------------------------|----------------------------|-------------------|--------------------------------|--------------------------------|
|              |                                       | 2018/2019                      | JUL - MAR 2019/2020       | 2019/2020                  | 2020/2021         | 2021/2022                      | 2022/2023                      |
|              |                                       | \$                             | \$                        | \$                         | \$                | \$                             | \$                             |
| 0122         | Strategic Planning Commission         | 10,034                         | 15,752                    | 270,750                    | 135,997           | 178,341                        | 178,341                        |
| 0431         | Bahamas Investment Authority          | 0                              | 230,830                   | 1,089,538                  | 403,003           | 465,313                        | 465,313                        |
| 0432         | Communications Unit                   | 0                              | 0                         | 0                          | 2,560,800         | 2,886,400                      | 2,886,400                      |
| 0433         | Office of The Prime Minister - Exuma  | 0                              | 530                       | 500,000                    | 100,000           | 250,000                        | 250,000                        |
| 0434         | Office of The Prime Minister - Abaco  | 0                              | 3,235                     | 20,570                     | 14,056            | 18,056                         | 18,056                         |
| 4135         | Hurricane Dorian Restoration          | 0                              | 191,207                   | 1,931,321                  | 0                 | 0                              | 0                              |
| <b>TOTAL</b> |                                       | <b>18,890,942</b>              | <b>13,864,356</b>         | <b>26,671,275</b>          | <b>20,858,864</b> | <b>22,177,968</b>              | <b>20,988,771</b>              |
| <b>016</b>   | <b>BAHAMAS INFORMATION SERVICES</b>   |                                |                           |                            |                   |                                |                                |
| 0001         | General Administration                | 1,964,658                      | 1,523,578                 | 1,974,563                  | 1,923,025         | 2,035,684                      | 2,041,684                      |
| <b>TOTAL</b> |                                       | <b>1,964,658</b>               | <b>1,523,578</b>          | <b>1,974,563</b>           | <b>1,923,025</b>  | <b>2,035,684</b>               | <b>2,041,684</b>               |
| <b>017</b>   | <b>GOVERNMENT PRINTING DEPARTMENT</b> |                                |                           |                            |                   |                                |                                |
| 0001         | General Administration                | 1,479,917                      | 841,293                   | 1,491,831                  | 1,362,458         | 1,390,822                      | 1,397,940                      |
| <b>TOTAL</b> |                                       | <b>1,479,917</b>               | <b>841,293</b>            | <b>1,491,831</b>           | <b>1,362,458</b>  | <b>1,390,822</b>               | <b>1,397,940</b>               |
| <b>018</b>   | <b>DEPARTMENT OF LOCAL GOVERNMENT</b> |                                |                           |                            |                   |                                |                                |
| 0001         | General Administration                | 12,102,546                     | 7,717,151                 | 13,072,342                 | 12,372,834        | 13,219,355                     | 13,475,660                     |
| 0130         | Coopers Town District                 | 629,800                        | 472,725                   | 630,300                    | 630,300           | 630,300                        | 630,300                        |
| 0131         | Marsh Harbour District                | 1,378,000                      | 1,033,500                 | 1,378,000                  | 1,378,000         | 1,378,000                      | 1,378,000                      |
| 0132         | Sandy Point/Moore's Is.& Cr.Rk        | 270,000                        | 202,500                   | 270,000                    | 270,000           | 270,000                        | 270,000                        |
| 0133         | Grand Cay                             | 225,000                        | 168,750                   | 225,000                    | 225,000           | 225,000                        | 225,000                        |
| 0134         | Hope Town                             | 460,000                        | 345,000                   | 460,000                    | 460,000           | 460,000                        | 460,000                        |
| 0135         | Moore's Island                        | 188,930                        | 141,698                   | 188,930                    | 188,930           | 188,930                        | 188,930                        |
| 0136         | Green Turtle Cay, Abaco               | 285,000                        | 213,750                   | 285,000                    | 285,000           | 285,000                        | 285,000                        |
| 0137         | Nicholl's Town - North Andros         | 437,377                        | 353,925                   | 471,900                    | 471,900           | 471,900                        | 471,900                        |
| 0138         | Fresh Creek District (Fre)            | 470,000                        | 352,500                   | 470,000                    | 470,000           | 470,000                        | 470,000                        |
| 0139         | Kemp's Bay (South Andros) Dist        | 365,000                        | 273,750                   | 365,000                    | 365,000           | 365,000                        | 365,000                        |
| 0140         | Mangrove Cay                          | 237,220                        | 177,915                   | 237,220                    | 237,220           | 237,220                        | 237,220                        |
| 0141         | Bimini                                | 660,550                        | 495,412                   | 660,550                    | 660,550           | 660,550                        | 660,550                        |
| 0142         | Berry Islands                         | 202,750                        | 152,062                   | 202,750                    | 202,750           | 202,750                        | 202,750                        |
| 0143         | Cat Island (Cat)                      | 392,787                        | 294,590                   | 392,787                    | 392,787           | 392,787                        | 392,787                        |
| 0144         | Crooked Island                        | 280,100                        | 500                       | 280,100                    | 280,100           | 280,100                        | 280,100                        |
| 0145         | Acklins                               | 268,500                        | 500                       | 250,000                    | 250,000           | 250,000                        | 250,000                        |
| 0146         | Governor's Harbour (Gov)              | 530,150                        | 397,613                   | 530,150                    | 530,150           | 530,150                        | 530,150                        |
| 0147         | Rock Sound - South Eleuthera          | 560,200                        | 423,150                   | 560,200                    | 560,200           | 560,200                        | 560,200                        |
| 0148         | North Eleuthera                       | 283,500                        | 212,625                   | 283,500                    | 283,500           | 283,500                        | 283,500                        |

# ANNEX 7 - RECURRENT EXPENDITURES BY SPENDING UNIT



| SPEND NO.    | TITLE OF SPEND                           | PROVISIONAL ACTUAL EXPENDITURE | EXPENDITURE (PROVISIONAL) JUL - MAR | REVISED APPROVED ESTIMATES | ESTIMATES          | PRELIMINARY FORECAST ESTIMATES | PRELIMINARY FORECAST ESTIMATES |
|--------------|--|--------------------------------|-------------------------------------|----------------------------|--------------------|--------------------------------|--------------------------------|
|              |  | 2018/2019                      | 2019/2020                           | 2019/2020                  | 2020/2021          | 2021/2022                      | 2022/2023                      |
|              |  | \$                             | \$                                  | \$                         | \$                 | \$                             | \$                             |
| 0149         | Harbour Island                           | 430,990                        | 323,242                             | 430,990                    | 430,990            | 430,990                        | 430,990                        |
| 0150         | Spanish Wells                            | 360,650                        | 270,488                             | 360,650                    | 360,650            | 360,650                        | 360,650                        |
| 0151         | Exuma (Exu)                              | 530,100                        | 379,805                             | 360,050                    | 530,100            | 530,100                        | 530,100                        |
| 0152         | Ragged Island                            | 104,100                        | 78,075                              | 104,100                    | 104,100            | 104,100                        | 104,100                        |
| 0153         | Black Point                              | 244,900                        | 183,675                             | 244,900                    | 244,900            | 244,900                        | 244,900                        |
| 0154         | Long Island (Lon)                        | 640,000                        | 480,000                             | 640,000                    | 640,000            | 640,000                        | 640,000                        |
| 0155         | Rum Cay                                  | 94,600                         | 70,950                              | 94,600                     | 94,600             | 94,600                         | 94,600                         |
| 0156         | San-Salvador                             | 311,320                        | 233,490                             | 311,320                    | 311,320            | 311,320                        | 311,320                        |
| 0157         | Freeport                                 | 711,800                        | 533,850                             | 711,800                    | 711,800            | 711,800                        | 711,800                        |
| 0158         | Eight Mile Rock & West End               | 707,300                        | 530,475                             | 707,300                    | 707,300            | 707,300                        | 707,300                        |
| 0159         | High Rock (Hig)                          | 368,000                        | 283,500                             | 378,000                    | 378,000            | 378,000                        | 378,000                        |
| 0160         | Inagua                                   | 339,000                        | 254,250                             | 339,000                    | 339,000            | 339,000                        | 339,000                        |
| 0161         | Mayaguana (May)                          | 349,000                        | 500                                 | 325,000                    | 325,000            | 325,000                        | 325,000                        |
| 4135         | Hurricane Dorian Restoration             | 0                              | 0                                   | 36,970                     | 0                  | 0                              | 0                              |
| <b>TOTAL</b> |  | <b>25,419,170</b>              | <b>17,051,916</b>                   | <b>26,258,409</b>          | <b>25,691,981</b>  | <b>26,538,502</b>              | <b>26,794,807</b>              |
| <b>019</b>   | <b>DEPARTMENT OF PHYSICAL PLANNING</b>   |                                |                                     |                            |                    |                                |                                |
| 0001         | General Administration                   | 804,201                        | 664,263                             | 816,515                    | 884,072            | 972,809                        | 988,556                        |
| <b>TOTAL</b> |  | <b>804,201</b>                 | <b>664,263</b>                      | <b>816,515</b>             | <b>884,072</b>     | <b>972,809</b>                 | <b>988,556</b>                 |
| <b>020</b>   | <b>DEPARTMENT OF LANDS &amp; SURVEYS</b> |                                |                                     |                            |                    |                                |                                |
| 0001         | General Administration                   | 1,231,305                      | 1,689,339                           | 2,840,609                  | 1,928,451          | 2,189,004                      | 2,189,004                      |
| <b>TOTAL</b> |  | <b>1,231,305</b>               | <b>1,689,339</b>                    | <b>2,840,609</b>           | <b>1,928,451</b>   | <b>2,189,004</b>               | <b>2,189,004</b>               |
| <b>021</b>   | <b>MINISTRY OF FINANCE</b>               |                                |                                     |                            |                    |                                |                                |
| 0001         | General Administration                   | 290,957,874                    | 140,339,063                         | 262,393,097                | 189,465,448        | 198,899,344                    | 196,647,944                    |
| 0171         | Office of Data Protection Comm           | 64,528                         | 40,637                              | 142,500                    | 83,512             | 150,160                        | 150,160                        |
| 0419         | Internal Audit Unit                      | 0                              | 13,707                              | 47,500                     | 30,092             | 67,132                         | 69,702                         |
| 0422         | Insurance                                | 0                              | 1,050,683                           | 4,575,000                  | 4,575,000          | 4,575,000                      | 4,575,000                      |
| 0423         | Legal Units                              | 0                              | 74,592                              | 155,000                    | 205,000            | 230,000                        | 250,000                        |
| 0474         | Special Economic Assistance Measures     | 0                              | 0                                   | 0                          | 68,800,000         | 0                              | 0                              |
| 4135         | Hurricane Dorian Restoration             | 0                              | 0                                   | 12,900,000                 | 0                  | 0                              | 0                              |
| 4137         | Health & Safety (COVID-19 )              | 0                              | 2,000,000                           | 0                          | 0                  | 0                              | 0                              |
| 7020         | Caribbean Development Bank               | 0                              | 22,950                              | 380,000                    | 400,000            | 400,000                        | 400,000                        |
| <b>TOTAL</b> |  | <b>291,022,402</b>             | <b>143,541,632</b>                  | <b>280,593,097</b>         | <b>263,559,052</b> | <b>204,321,636</b>             | <b>202,092,806</b>             |
| <b>022</b>   | <b>TREASURY DEPARTMENT</b>               |                                |                                     |                            |                    |                                |                                |
| 0001         | General Administration                   | 111,498,268                    | 59,634,201                          | 104,140,673                | 82,789,491         | 108,282,282                    | 112,908,422                    |



# ANNEX 7 - RECURRENT EXPENDITURES BY SPENDING UNIT



| SPEND NO.    | TITLE OF SPEND                                    | PROVISIONAL ACTUAL EXPENDITURE | EXPENDITURE (PROVISIONAL) | REVISED APPROVED ESTIMATES | ESTIMATES          | PRELIMINARY FORECAST ESTIMATES | PRELIMINARY FORECAST ESTIMATES |
|--------------|---|--------------------------------|---------------------------|----------------------------|--------------------|--------------------------------|--------------------------------|
|              |   | 2018/2019                      | JUL - MAR 2019/2020       | 2019/2020                  | 2020/2021          | 2021/2022                      | 2022/2023                      |
|              |   | \$                             | \$                        | \$                         | \$                 | \$                             | \$                             |
| 4135         | Hurricane Dorian Restoration                      | 0                              | 4,998,800                 | 5,034,626                  | 0                  | 0                              | 0                              |
| <b>TOTAL</b> |   | <b>111,498,268</b>             | <b>64,633,001</b>         | <b>109,175,299</b>         | <b>82,789,491</b>  | <b>108,282,282</b>             | <b>112,908,422</b>             |
| <b>023</b>   | <b>CUSTOMS DEPARTMENT</b>                         |                                |                           |                            |                    |                                |                                |
| 0001         | General Administration                            | 34,040,872                     | 26,698,916                | 36,200,161                 | 32,768,118         | 35,687,416                     | 35,827,737                     |
| 4008         | Customs Modernization Project                     | 1,960,203                      | 0                         | 0                          | 0                  | 0                              | 0                              |
| 4135         | Hurricane Dorian Restoration                      | 0                              | 27,340                    | 32,760                     | 0                  | 0                              | 0                              |
| <b>TOTAL</b> |   | <b>36,001,075</b>              | <b>26,726,256</b>         | <b>36,232,921</b>          | <b>32,768,118</b>  | <b>35,687,416</b>              | <b>35,827,737</b>              |
| <b>024</b>   | <b>DEPARTMENT OF STATISTICS</b>                   |                                |                           |                            |                    |                                |                                |
| 0001         | General Administration                            | 2,775,732                      | 2,320,197                 | 3,774,520                  | 5,456,111          | 4,296,361                      | 4,415,591                      |
| 4101         | Labour Force Survey                               | 0                              | 2,580                     | 49,590                     | 20,510             | 51,912                         | 51,912                         |
| 4102         | Business Establishment Survey                     | 0                              | 0                         | 22,325                     | 17,610             | 22,780                         | 22,780                         |
| 4103         | GIAP Mapping                                      | 0                              | 0                         | 87,400                     | 52,245             | 96,400                         | 96,400                         |
| 4104         | Census Project                                    | 0                              | 74,684                    | 1,268,600                  | 1,268,600          | 0                              | 0                              |
| 4105         | Digitization Project                              | 0                              | 0                         | 42,750                     | 0                  | 0                              | 0                              |
| 4135         | Hurricane Dorian Restoration                      | 0                              | 0                         | 1,868                      | 0                  | 0                              | 0                              |
| <b>TOTAL</b> |   | <b>2,775,732</b>               | <b>2,397,461</b>          | <b>5,247,053</b>           | <b>6,815,076</b>   | <b>4,467,453</b>               | <b>4,586,683</b>               |
| <b>026</b>   | <b>PUBLIC DEBT SERVICING - INTEREST</b>           |                                |                           |                            |                    |                                |                                |
| 0001         | General Administration                            | 352,159,105                    | 242,305,705               | 377,052,144                | 396,913,318        | 432,056,183                    | 435,498,181                    |
| <b>TOTAL</b> |   | <b>352,159,105</b>             | <b>242,305,705</b>        | <b>377,052,144</b>         | <b>396,913,318</b> | <b>432,056,183</b>             | <b>435,498,181</b>             |
| <b>027</b>   | <b>PUBLIC DEBT REDEMPTION &amp; SINKING FUNDS</b> |                                |                           |                            |                    |                                |                                |
| 0001         | General Administration                            | 591,717,601                    | 467,202,843               | 754,447,721                | 743,082,190        | 532,362,226                    | 665,061,398                    |
| <b>TOTAL</b> |   | <b>591,717,601</b>             | <b>467,202,843</b>        | <b>754,447,721</b>         | <b>743,082,190</b> | <b>532,362,226</b>             | <b>665,061,398</b>             |
| <b>028</b>   | <b>DEPARTMENT OF INLAND REVENUE</b>               |                                |                           |                            |                    |                                |                                |
| 0001         | General Administration                            | 15,155,055                     | 4,444,320                 | 6,156,691                  | 5,391,328          | 5,764,849                      | 5,781,100                      |
| 4135         | Hurricane Dorian Restoration                      | 0                              | 0                         | 136,850                    | 0                  | 0                              | 0                              |
| <b>TOTAL</b> |   | <b>15,155,055</b>              | <b>4,444,320</b>          | <b>6,293,541</b>           | <b>5,391,328</b>   | <b>5,764,849</b>               | <b>5,781,100</b>               |
| <b>029</b>   | <b>MINISTRY OF NATIONAL SECURITY</b>              |                                |                           |                            |                    |                                |                                |
| 0001         | General Administration                            | 5,167,906                      | 7,280,036                 | 4,886,184                  | 6,321,887          | 6,488,211                      | 6,505,558                      |
| 0172         | National Intelligence Agency                      | 0                              | 1,895                     | 1,672,739                  | 1,000,000          | 2,260,778                      | 2,260,778                      |
| 0320         | Victim Care Fund (Trafficking of Persons)         | 0                              | 48,450                    | 95,000                     | 95,000             | 95,186                         | 95,186                         |
| 4135         | Hurricane Dorian Restoration                      | 0                              | 0                         | 5,148                      | 0                  | 0                              | 0                              |
| <b>TOTAL</b> |   | <b>5,167,906</b>               | <b>7,330,381</b>          | <b>6,659,071</b>           | <b>7,416,887</b>   | <b>8,844,175</b>               | <b>8,861,522</b>               |
| <b>030</b>   | <b>DEPARTMENT OF IMMIGRATION</b>                  |                                |                           |                            |                    |                                |                                |
| 0001         | General Administration                            | 31,436,320                     | 22,885,990                | 36,173,209                 | 30,903,240         | 29,595,975                     | 29,740,975                     |

# ANNEX 7 - RECURRENT EXPENDITURES BY SPENDING UNIT



| SPEND NO.    | TITLE OF SPEND                    | PROVISIONAL ACTUAL EXPENDITURE | EXPENDITURE (PROVISIONAL) | REVISED APPROVED ESTIMATES | ESTIMATES         | PRELIMINARY FORECAST ESTIMATES | PRELIMINARY FORECAST ESTIMATES |
|--------------|-----------------------------------|--------------------------------|---------------------------|----------------------------|-------------------|--------------------------------|--------------------------------|
|              |                                   | 2018/2019                      | JUL - MAR 2019/2020       | 2019/2020                  | 2020/2021         | 2021/2022                      | 2022/2023                      |
|              |                                   | \$                             | \$                        | \$                         | \$                | \$                             | \$                             |
| 0173         | Citizenship Commission            | 0                              | 5,974                     | 28,500                     | 29,450            | 39,850                         | 39,850                         |
| 0174         | Detention Centre & Safe House     | 227,039                        | 715,439                   | 912,000                    | 837,600           | 957,600                        | 957,600                        |
| 4135         | Hurricane Dorian Restoration      | 0                              | 141,490                   | 483,156                    | 0                 | 0                              | 0                              |
| <b>TOTAL</b> |                                   | <b>31,663,359</b>              | <b>23,748,893</b>         | <b>37,596,865</b>          | <b>31,770,290</b> | <b>30,593,425</b>              | <b>30,738,425</b>              |
| <b>031</b>   | <b>ROYAL BAHAMAS POLICE FORCE</b> |                                |                           |                            |                   |                                |                                |
| 0001         | General Administration            | 121,983,215                    | 91,620,018                | 120,693,880                | 120,493,176       | 125,152,713                    | 127,035,645                    |
| 0201         | Airport Police Station            | 0                              | 1,476                     | 6,745                      | 5,871             | 5,919                          | 6,020                          |
| 0202         | Airwing Department                | 0                              | 1,522                     | 4,275                      | 4,180             | 4,371                          | 4,491                          |
| 0203         | Alice Town Station                | 0                              | 4,494                     | 7,505                      | 5,492             | 5,244                          | 5,340                          |
| 0204         | Arthur's Town Station             | 0                              | 2,885                     | 4,513                      | 3,530             | 3,325                          | 3,385                          |
| 0206         | Bullock's Harbour Station         | 0                              | 3,135                     | 5,225                      | 4,100             | 3,895                          | 3,955                          |
| 0207         | Cable Beach Police Station        | 0                              | 15,531                    | 25,650                     | 21,620            | 22,435                         | 22,949                         |
| 0208         | Cargill Creek Station             | 0                              | 0                         | 950                        | 760               | 760                            | 760                            |
| 0209         | Carmichael Road Police Station    | 0                              | 32,253                    | 57,475                     | 46,400            | 48,720                         | 50,181                         |
| 0211         | Central Detective Unit            | 0                              | 133,092                   | 228,950                    | 75,650            | 84,682                         | 87,223                         |
| 0212         | Central Police Station            | 0                              | 174,122                   | 267,900                    | 181,100           | 205,905                        | 212,083                        |
| 0214         | Communications Branch             | 0                              | 18,477                    | 31,350                     | 8,200             | 8,609                          | 8,867                          |
| 0215         | Complaints and Corruption         | 0                              | 4,307                     | 8,075                      | 2,888             | 2,946                          | 2,982                          |
| 0216         | Cooper's Town Station             | 0                              | 3,756                     | 8,930                      | 5,140             | 5,054                          | 5,126                          |
| 0217         | Criminal Records Office           | 0                              | 15,613                    | 25,745                     | 8,515             | 8,865                          | 9,086                          |
| 0218         | Crooked Island Station            | 0                              | 2,299                     | 5,225                      | 3,980             | 3,950                          | 4,057                          |
| 0222         | Drug Enforcement Unit             | 0                              | 143,739                   | 209,836                    | 31,760            | 38,530                         | 39,662                         |
| 0223         | East Street South Police Station  | 0                              | 24,876                    | 48,925                     | 42,895            | 44,964                         | 46,266                         |
| 0224         | Eastern Division                  | 0                              | 34,935                    | 61,275                     | 47,895            | 55,464                         | 57,084                         |
| 0225         | Eight Mile Rock Police Station    | 0                              | 0                         | 18,620                     | 0                 | 0                              | 0                              |
| 0226         | Elizabeth Estates Police Station  | 0                              | 30,233                    | 56,525                     | 46,800            | 49,045                         | 50,460                         |
| 0227         | Fire Services                     | 0                              | 21,822                    | 40,850                     | 23,515            | 24,634                         | 25,339                         |
| 0228         | Fox Hill Police Station           | 0                              | 9,472                     | 24,985                     | 19,033            | 19,954                         | 20,535                         |
| 0230         | Fresh Creek Station               | 0                              | 2,441                     | 4,465                      | 3,808             | 3,672                          | 3,776                          |
| 0231         | Governor's Harbour Station        | 0                              | 7,022                     | 10,640                     | 7,080             | 6,232                          | 6,328                          |
| 0235         | Gregory Town Station              | 0                              | 1,170                     | 6,840                      | 2,640             | 2,772                          | 2,855                          |
| 0236         | Harbour Island Station            | 0                              | 4,995                     | 7,600                      | 5,492             | 5,225                          | 5,309                          |
| 0239         | Information Technology (Comput    | 0                              | 18,463                    | 34,675                     | 17,445            | 18,241                         | 18,742                         |
| 0242         | Lower Bogue Station               | 0                              | 3,010                     | 4,655                      | 3,069             | 2,940                          | 2,985                          |

# ANNEX 7 - RECURRENT EXPENDITURES BY SPENDING UNIT



| SPEND NO.    | TITLE OF SPEND                                 | PROVISIONAL        | EXPENDITURE       | REVISED            |                    | PRELIMINARY        | PRELIMINARY        |
|--------------|--|--------------------|-------------------|--------------------|--------------------|--------------------|--------------------|
|              |  | ACTUAL             | (PROVISIONAL)     | APPROVED           |                    | FORECAST           | FORECAST           |
|              |  | EXPENDITURE        |                   | ESTIMATES          | ESTIMATES          | ESTIMATES          | ESTIMATES          |
|              |  | JUL - MAR          |                   |                    |                    |                    |                    |
|              |  | 2018/2019          | 2019/2020         | 2019/2020          | 2020/2021          | 2021/2022          | 2022/2023          |
|              |  | \$                 | \$                | \$                 | \$                 | \$                 | \$                 |
| 0244         | Maintenance Section                            | 0                  | 280,329           | 307,800            | 288,800            | 303,050            | 312,027            |
| 0245         | Mangrove Cay Station                           | 0                  | 3,030             | 4,750              | 3,440              | 3,135              | 3,195              |
| 0247         | March Harbour Police Station                   | 0                  | 25,341            | 48,450             | 24,880             | 26,010             | 26,721             |
| 0248         | Marine Unit                                    | 0                  | 1,005             | 17,575             | 12,825             | 13,466             | 13,870             |
| 0249         | Moore's Island Station                         | 0                  | 1,441             | 7,980              | 4,380              | 4,294              | 4,366              |
| 0250         | Nassau Street Court Complex                    | 0                  | 25,623            | 40,850             | 37,650             | 39,532             | 40,718             |
| 0251         | Nassau Street Court Station                    | 0                  | 14,494            | 31,350             | 27,350             | 28,342             | 29,342             |
| 0252         | Nicoll's Town Station                          | 0                  | 5,040             | 8,075              | 6,240              | 6,237              | 6,424              |
| 0254         | Police Financial Services                      | 0                  | 1,343             | 20,425             | 14,385             | 14,971             | 15,340             |
| 0255         | Police Force Garage                            | 0                  | 34,688            | 82,175             | 35,335             | 41,554             | 42,322             |
| 0256         | Police Stores                                  | 0                  | 228,964           | 521,550            | 450,500            | 451,500            | 471,225            |
| 0257         | Prosecutions                                   | 0                  | 289,739           | 354,825            | 15,940             | 17,940             | 18,780             |
| 0259         | Scientific Support Services                    | 0                  | 15,904            | 50,825             | 17,750             | 19,750             | 20,642             |
| 0261         | South Central Police Station                   | 0                  | 41,080            | 83,125             | 51,900             | 56,900             | 59,650             |
| 0262         | Southern Police Station                        | 0                  | 48,071            | 83,125             | 46,900             | 54,400             | 55,974             |
| 0264         | Spring Point Police Station                    | 0                  | 1,714             | 3,895              | 3,680              | 3,530              | 3,626              |
| 0265         | Tarpum Bay Station                             | 0                  | 3,135             | 5,130              | 4,248              | 3,905              | 4,005              |
| 0268         | Western Division                               | 0                  | 22,842            | 41,800             | 32,270             | 33,808             | 34,776             |
| 0269         | Western Sub-Station                            | 0                  | 5,606             | 21,850             | 17,310             | 18,137             | 18,657             |
| 0270         | Wulff Road Police Station                      | 0                  | 44,979            | 75,644             | 50,990             | 57,982             | 59,987             |
| 4135         | Hurricane Dorian Restoration                   | 0                  | 113,225           | 2,079,612          | 0                  | 0                  | 0                  |
| <b>TOTAL</b> |  | <b>121,983,215</b> | <b>93,542,751</b> | <b>125,803,095</b> | <b>122,268,807</b> | <b>127,037,509</b> | <b>128,983,138</b> |
| <b>032</b>   | <b>ROYAL BAHAMAS DEFENCE FORCE</b>             |                    |                   |                    |                    |                    |                    |
| 0001         | General Administration                         | 57,213,125         | 43,085,994        | 56,244,131         | 57,946,654         | 64,555,883         | 65,528,156         |
| 0301         | Royal Bahamas Defence Force Satellite Stations | 0                  | 290,364           | 341,416            | 0                  | 0                  | 0                  |
| 0302         | Airwing Department                             | 0                  | 40,012            | 86,038             | 0                  | 0                  | 0                  |
| 0303         | Commando Squadron Department                   | 0                  | 74,983            | 132,629            | 0                  | 0                  | 0                  |
| 0304         | Engineering Department                         | 0                  | 35,098            | 78,977             | 0                  | 0                  | 0                  |
| 0305         | Foreign Diplomatic Secretary                   | 0                  | 27,447            | 65,105             | 0                  | 0                  | 0                  |
| 0306         | Harbour Patrol Unit-East Bay Street            | 0                  | 45,514            | 110,907            | 0                  | 0                  | 0                  |
| 0307         | HMBS Coral Harbour                             | 0                  | 374,346           | 519,531            | 0                  | 0                  | 0                  |
| 0308         | HMBS Flamingo                                  | 0                  | 22,607            | 59,155             | 0                  | 0                  | 0                  |
| 0309         | HMBS Matthew Town                              | 0                  | 93,550            | 144,090            | 0                  | 0                  | 0                  |
| 0310         | Land and Sea Park                              | 0                  | 51,855            | 110,659            | 0                  | 0                  | 0                  |

# ANNEX 7 - RECURRENT EXPENDITURES BY SPENDING UNIT



| SPEND NO.    | TITLE OF SPEND                    | PROVISIONAL       | EXPENDITURE       | REVISED           |                   | PRELIMINARY       | PRELIMINARY       |
|--------------|-----------------------------------|-------------------|-------------------|-------------------|-------------------|-------------------|-------------------|
|              |                                   | ACTUAL            | (PROVISIONAL)     | APPROVED          |                   | FORECAST          | FORECAST          |
|              |                                   | EXPENDITURE       |                   | ESTIMATES         | ESTIMATES         | ESTIMATES         | ESTIMATES         |
|              |                                   | JUL - MAR         |                   |                   |                   |                   |                   |
|              |                                   | 2018/2019         | 2019/2020         | 2019/2020         | 2020/2021         | 2021/2022         | 2022/2023         |
|              |                                   | \$                | \$                | \$                | \$                | \$                | \$                |
| 0311         | Military Assistance to Civilian   | 0                 | 19,512            | 65,105            | 0                 | 0                 | 0                 |
| 0312         | Military Police Department        | 0                 | 65,710            | 136,925           | 0                 | 0                 | 0                 |
| 0313         | Northern Command                  | 0                 | 53,719            | 135,556           | 0                 | 0                 | 0                 |
| 0314         | RBDF Departments/Section Centre   | 0                 | 153,853           | 275,238           | 0                 | 0                 | 0                 |
| 0315         | RBDF Medical Facility             | 0                 | 13,523            | 68,808            | 0                 | 0                 | 0                 |
| 0316         | Satellite Base Alice Town         | 0                 | 29,500            | 60,405            | 0                 | 0                 | 0                 |
| 0317         | Satellite Spring City             | 0                 | 41,308            | 83,805            | 0                 | 0                 | 0                 |
| 0318         | Squadron Department               | 0                 | 42,694            | 125,084           | 0                 | 0                 | 0                 |
| 0319         | Supply Department                 | 0                 | 123,686           | 263,101           | 0                 | 0                 | 0                 |
| 4135         | Hurricane Dorian Restoration      | 0                 | 14,595            | 1,685,660         | 0                 | 0                 | 0                 |
| <b>TOTAL</b> |                                   | <b>57,213,125</b> | <b>44,699,870</b> | <b>60,792,325</b> | <b>57,946,654</b> | <b>64,555,883</b> | <b>65,528,156</b> |
| <b>033</b>   | <b>MINISTRY OF PUBLIC WORKS</b>   |                   |                   |                   |                   |                   |                   |
| 0001         | General Administration            | 77,064,943        | 56,384,164        | 53,147,849        | 41,218,411        | 54,708,459        | 54,845,352        |
| 0130         | Coopers Town District             | 0                 | 0                 | 2,850             | 8,377             | 8,377             | 8,377             |
| 0131         | Marsh Harbour District            | 0                 | 750               | 36,385            | 51,105            | 53,505            | 53,505            |
| 0137         | Nicholl's Town - North Andros     | 0                 | 0                 | 4,370             | 14,380            | 14,380            | 14,380            |
| 0138         | Fresh Creek District (Fre)        | 0                 | 0                 | 3,563             | 10,920            | 10,920            | 10,920            |
| 0139         | Kemp's Bay (South Andros) Dist    | 0                 | 0                 | 3,943             | 10,415            | 10,415            | 10,415            |
| 0140         | Mangrove Cay                      | 0                 | 0                 | 3,610             | 8,600             | 8,600             | 8,600             |
| 0146         | Governor's Harbour (Gov)          | 0                 | 0                 | 4,513             | 16,320            | 16,320            | 16,320            |
| 0147         | Rock Sound - South Eleuthera      | 0                 | 0                 | 4,371             | 12,535            | 12,535            | 12,535            |
| 0148         | North Eleuthera                   | 0                 | 6,625             | 12,865            | 20,970            | 21,600            | 21,600            |
| 0151         | Exuma (Exu)                       | 0                 | 17,454            | 27,836            | 34,970            | 34,970            | 34,970            |
| 0157         | Freeport                          | 0                 | 0                 | 4,370             | 16,870            | 16,870            | 16,870            |
| 0158         | Eight Mile Rock & West End        | 0                 | 0                 | 4,655             | 7,575             | 7,575             | 7,575             |
| 0159         | High Rock (Hig)                   | 0                 | 0                 | 4,323             | 6,423             | 6,423             | 6,423             |
| 4135         | Hurricane Dorian Restoration      | 0                 | 0                 | 93,454            | 0                 | 0                 | 0                 |
| <b>TOTAL</b> |                                   | <b>77,064,943</b> | <b>56,408,993</b> | <b>53,358,957</b> | <b>41,437,871</b> | <b>54,930,949</b> | <b>55,067,842</b> |
| <b>034</b>   | <b>DEPARTMENT OF PUBLIC WORKS</b> |                   |                   |                   |                   |                   |                   |
| 0001         | General Administration            | 17,036,272        | 14,038,275        | 17,726,725        | 17,534,929        | 18,172,925        | 18,497,536        |
| 0438         | Building Code Revision Unit       | 0                 | 0                 | 0                 | 0                 | 161,700           | 161,700           |
| <b>TOTAL</b> |                                   | <b>17,036,272</b> | <b>14,038,275</b> | <b>17,726,725</b> | <b>17,534,929</b> | <b>18,334,625</b> | <b>18,659,236</b> |
| <b>035</b>   | <b>DEPARTMENT OF EDUCATION</b>    |                   |                   |                   |                   |                   |                   |
| 0001         | General Administration            | 188,445,708       | 144,121,142       | 196,662,500       | 191,123,420       | 207,380,761       | 217,789,502       |

# ANNEX 7 - RECURRENT EXPENDITURES BY SPENDING UNIT



| SPEND NO. | TITLE OF SPEND                     | PROVISIONAL ACTUAL EXPENDITURE | EXPENDITURE (PROVISIONAL) | REVISED APPROVED ESTIMATES | ESTIMATES | PRELIMINARY FORECAST ESTIMATES | PRELIMINARY FORECAST ESTIMATES |
|-----------|------------------------------------|--------------------------------|---------------------------|----------------------------|-----------|--------------------------------|--------------------------------|
|           |                                    | 2018/2019                      | JUL - MAR 2019/2020       | 2019/2020                  | 2020/2021 | 2021/2022                      | 2022/2023                      |
|           |                                    | \$                             | \$                        | \$                         | \$        | \$                             | \$                             |
| 1052      | Education District Offices         | 0                              | 0                         | 0                          | 4,770,750 | 5,037,394                      | 5,282,213                      |
| 3101      | SB-A. F. Adderley Secondary School | 124,000                        | 120,437                   | 120,437                    | 116,732   | 117,370                        | 117,370                        |
| 3102      | SB-Abaco Central High School       | 65,000                         | 62,901                    | 62,901                     | 58,716    | 81,586                         | 81,586                         |
| 3106      | SB-Anatol Rodgers High School      | 369,222                        | 338,943                   | 338,943                    | 336,479   | 336,479                        | 336,479                        |
| 3111      | SB-Bartlette Hill Primary          | 67,300                         | 65,637                    | 65,637                     | 64,609    | 65,256                         | 65,256                         |
| 3116      | SB-Buttonwood Preschool            | 0                              | 29,467                    | 29,467                     | 28,046    | 38,479                         | 38,479                         |
| 3117      | SB-C.C. Sweeting School            | 118,557                        | 113,937                   | 113,937                    | 111,784   | 116,037                        | 116,037                        |
| 3118      | SB-C.H. Reeves Secondary School    | 124,000                        | 118,996                   | 118,996                    | 112,986   | 116,990                        | 116,990                        |
| 3119      | SB-C.I. Gibson                     | 93,000                         | 89,110                    | 89,110                     | 88,054    | 91,944                         | 91,944                         |
| 3120      | SB-C.R. Walker Secondary School    | 128,600                        | 122,220                   | 122,220                    | 116,220   | 122,600                        | 122,600                        |
| 3121      | SB-C.V. Bethel Senior High School  | 96,600                         | 92,922                    | 92,922                     | 90,872    | 94,550                         | 94,550                         |
| 3122      | SB-C. W. Sawyer Primary            | 72,800                         | 70,302                    | 70,302                     | 68,916    | 71,414                         | 71,414                         |
| 3123      | SB-Carlton Francis Primary         | 97,000                         | 94,423                    | 94,423                     | 90,092    | 92,592                         | 92,592                         |
| 3125      | SB-Central Andros High School      | 37,000                         | 35,233                    | 35,233                     | 31,499    | 38,410                         | 38,410                         |
| 3126      | SB-Central Eleuthera High School   | 49,000                         | 46,198                    | 47,029                     | 44,418    | 47,029                         | 47,029                         |
| 3128      | SB-Claridge Primary                | 48,500                         | 46,083                    | 46,083                     | 40,697    | 47,114                         | 47,114                         |
| 3135      | SB-D.W. Davis Secondary School     | 141,000                        | 136,722                   | 136,722                    | 130,762   | 135,040                        | 135,040                        |
| 3139      | SB-Doris Johnson High School       | 0                              | 131,551                   | 131,551                    | 126,133   | 130,582                        | 130,582                        |
| 3144      | SB-Eight Mile Rock                 | 149,200                        | 144,663                   | 144,663                    | 140,268   | 154,055                        | 154,055                        |
| 3148      | SB-Jack Hayward High               | 0                              | 250,150                   | 250,150                    | 131,370   | 131,370                        | 131,370                        |
| 3155      | SB-Garvin Tynes Primary            | 72,500                         | 69,517                    | 69,517                     | 67,419    | 74,402                         | 74,402                         |
| 3158      | SB-Gerald Cash Primary             | 85,000                         | 82,459                    | 82,459                     | 80,273    | 86,814                         | 86,814                         |
| 3159      | SB-Government High School          | 169,600                        | 162,770                   | 162,770                    | 154,850   | 176,680                        | 176,680                        |
| 3167      | SB-H.O. Nash Secondary School      | 103,000                        | 98,540                    | 98,540                     | 90,468    | 97,488                         | 97,488                         |
| 3171      | SB-Hugh Campbell Primary           | 124,000                        | 118,309                   | 118,309                    | 114,523   | 118,309                        | 118,309                        |
| 3173      | SB-Jack Hayward Junior High        | 388,800                        | 122,538                   | 122,538                    | 122,478   | 131,540                        | 131,540                        |
| 3177      | SB-Ln Coakley High School          | 60,000                         | 58,466                    | 58,466                     | 53,080    | 53,080                         | 53,080                         |
| 3178      | SB-L. W. Young Secondary School    | 110,000                        | 106,040                   | 106,040                    | 99,100    | 106,040                        | 106,040                        |
| 3179      | SB-Lewis Yard Primary              | 67,300                         | 65,643                    | 65,643                     | 64,595    | 67,747                         | 67,747                         |
| 3192      | SB-Moores Island All-Age School    | 31,000                         | 29,509                    | 29,509                     | 27,264    | 31,924                         | 31,924                         |
| 3196      | SB-N. G. M. Major High School      | 31,000                         | 29,519                    | 29,519                     | 26,843    | 37,843                         | 37,843                         |
| 3197      | SB-Naomi Blatch Primary            | 31,000                         | 29,520                    | 29,520                     | 28,260    | 29,740                         | 29,740                         |
| 3201      | SB-North Andros High School        | 50,000                         | 48,465                    | 48,465                     | 37,154    | 46,590                         | 46,590                         |
| 3207      | SB-Old Bight High School           | 31,000                         | 29,467                    | 29,467                     | 30,341    | 34,281                         | 34,281                         |

# ANNEX 7 - RECURRENT EXPENDITURES BY SPENDING UNIT



| SPEND NO. | TITLE OF SPEND                      | PROVISIONAL ACTUAL EXPENDITURE | EXPENDITURE (PROVISIONAL) JUL - MAR | REVISED APPROVED ESTIMATES | ESTIMATES | PRELIMINARY FORECAST ESTIMATES | PRELIMINARY FORECAST ESTIMATES |
|-----------|-------------------------------------|--------------------------------|-------------------------------------|----------------------------|-----------|--------------------------------|--------------------------------|
|           |                                     | 2018/2019                      | 2019/2020                           | 2019/2020                  | 2020/2021 | 2021/2022                      | 2022/2023                      |
|           |                                     | \$                             | \$                                  | \$                         | \$        | \$                             | \$                             |
| 3214      | SB-Preston H. Albury High School    | 48,000                         | 45,803                              | 45,803                     | 41,994    | 56,394                         | 56,394                         |
| 3217      | SB-R. M. Bailey Secondary School    | 147,200                        | 142,300                             | 142,300                    | 139,324   | 152,224                        | 152,224                        |
| 3219      | SB-Ridgeland Primary                | 55,400                         | 53,217                              | 53,217                     | 50,252    | 56,242                         | 56,242                         |
| 3226      | SB-S. C. Bootle High School         | 36,884                         | 35,112                              | 35,112                     | 31,867    | 53,098                         | 53,098                         |
| 3227      | SB-S. C. McPherson Secondary School | 146,300                        | 141,045                             | 141,045                    | 135,515   | 160,810                        | 160,810                        |
| 3233      | SB-South Andros High                | 3,384                          | 0                                   | 0                          | 0         | 0                              | 0                              |
| 3241      | SB-T.G. Glover                      | 176,600                        | 168,419                             | 168,419                    | 161,215   | 169,400                        | 169,400                        |
| 3257      | SB-Walter Parker Primary            | 73,300                         | 67,312                              | 71,525                     | 69,898    | 80,182                         | 80,182                         |
| 3258      | SB-Freeport Primary                 | 62,000                         | 63,696                              | 59,483                     | 56,672    | 64,144                         | 64,144                         |
| 3259      | SB-Albury/Sayles Primary            | 55,800                         | 53,464                              | 53,464                     | 51,734    | 54,270                         | 54,270                         |
| 3260      | SB-Woodcock Primary                 | 37,000                         | 35,222                              | 35,222                     | 29,924    | 35,351                         | 35,351                         |
| 3261      | SB-Cleveland Eneas Primary          | 50,800                         | 48,272                              | 48,272                     | 46,676    | 49,414                         | 49,414                         |
| 3262      | SB-Carmichael Primary               | 80,000                         | 77,708                              | 77,708                     | 72,410    | 78,702                         | 78,702                         |
| 3263      | SB-Yellow Elder Primary             | 72,800                         | 70,318                              | 70,318                     | 68,932    | 71,414                         | 71,414                         |
| 3264      | SB-Martin Town Primary              | 67,300                         | 65,653                              | 65,653                     | 63,263    | 75,380                         | 75,380                         |
| 3265      | SB-Abaco Central Primary School     | 71,000                         | 69,333                              | 69,333                     | 67,592    | 69,614                         | 69,614                         |
| 3266      | SB-Sadie Curtis Primary             | 61,200                         | 58,583                              | 58,583                     | 58,487    | 67,210                         | 67,210                         |
| 3267      | SB-Stephen Dillette Primary         | 60,600                         | 58,158                              | 58,158                     | 56,762    | 62,014                         | 62,014                         |
| 3268      | SB-Thelma Gibson Primary            | 48,500                         | 46,103                              | 46,103                     | 41,078    | 46,103                         | 46,103                         |
| 3269      | SB-Uriah Mcphee                     | 50,700                         | 48,556                              | 48,556                     | 47,445    | 77,210                         | 77,210                         |
| 3270      | SB-Maurice Moore Primary            | 61,000                         | 59,096                              | 59,096                     | 57,798    | 59,702                         | 59,702                         |
| 3271      | SB-Palmdale Primary                 | 43,000                         | 41,258                              | 41,258                     | 39,960    | 41,702                         | 41,702                         |
| 3272      | SB-Oakes Field Primary              | 61,200                         | 58,731                              | 58,731                     | 57,345    | 59,814                         | 59,814                         |
| 3273      | SB-Centerville Primary              | 37,000                         | 35,220                              | 35,220                     | 29,922    | 35,702                         | 35,702                         |
| 3275      | SB-C. C. Sweeting J                 | 104,000                        | 100,256                             | 100,256                    | 97,502    | 132,167                        | 132,167                        |
| 3276      | SB-E. P. Roberts Primary            | 60,600                         | 58,160                              | 58,160                     | 54,374    | 60,859                         | 60,859                         |
| 3277      | SB-Freeport Junior                  | 224,400                        | 220,612                             | 220,612                    | 213,523   | 220,612                        | 220,612                        |
| 3278      | SB-Harbour Island All Age School    | 31,000                         | 29,777                              | 29,777                     | 26,747    | 27,697                         | 27,697                         |
| 3279      | SB-Mable Walker Primary             | 0                              | 0                                   | 29,519                     | 28,313    | 29,794                         | 29,794                         |
| 3280      | SB-Marjorie Davis Institute         | 36,884                         | 35,287                              | 35,287                     | 35,000    | 35,000                         | 35,000                         |
| 3281      | SB-Prince Charles High School       | 136,000                        | 0                                   | 0                          | 0         | 0                              | 0                              |
| 3283      | SB-Sandilands Primary               | 46,000                         | 43,454                              | 43,733                     | 42,436    | 44,703                         | 44,703                         |
| 3285      | SB-St Georges High                  | 205,100                        | 201,417                             | 201,138                    | 198,473   | 203,260                        | 203,260                        |
| 3286      | SB-W.Gordon/Columbus Primary        | 76,000                         | 73,346                              | 73,346                     | 69,335    | 74,614                         | 74,614                         |

# ANNEX 7 - RECURRENT EXPENDITURES BY SPENDING UNIT



| SPEND NO.    | TITLE OF SPEND   | PROVISIONAL ACTUAL EXPENDITURE | EXPENDITURE (PROVISIONAL) JUL - MAR | REVISED APPROVED ESTIMATES | ESTIMATES          | PRELIMINARY FORECAST ESTIMATES | PRELIMINARY FORECAST ESTIMATES |
|--------------|--|--------------------------------|-------------------------------------|----------------------------|--------------------|--------------------------------|--------------------------------|
|              |  | 2018/2019                      | 2019/2020                           | 2019/2020                  | 2020/2021          | 2021/2022                      | 2022/2023                      |
|              |  | \$                             | \$                                  | \$                         | \$                 | \$                             | \$                             |
| 4135         | Hurricane Dorian Restoration                               | 0                              | 20,541                              | 8,902,500                  | 0                  | 0                              | 0                              |
| 7003         | National Spelling Bee                                      | 31,772                         | 34,792                              | 47,501                     | 42,850             | 50,791                         | 50,791                         |
| <b>TOTAL</b> |  | <b>194,139,411</b>             | <b>149,642,020</b>                  | <b>211,108,396</b>         | <b>201,104,089</b> | <b>218,095,123</b>             | <b>228,748,683</b>             |
| <b>037</b>   | <b>DEPARTMENT OF ARCHIVES</b>                              |                                |                                     |                            |                    |                                |                                |
| 0001         | General Administration                                     | 636,679                        | 479,410                             | 707,313                    | 611,577            | 719,818                        | 749,464                        |
| <b>TOTAL</b> |  | <b>636,679</b>                 | <b>479,410</b>                      | <b>707,313</b>             | <b>611,577</b>     | <b>719,818</b>                 | <b>749,464</b>                 |
| <b>038</b>   | <b>MINISTRY OF EDUCATION</b>                               |                                |                                     |                            |                    |                                |                                |
| 0001         | General Administration                                     | 103,172,017                    | 80,528,945                          | 109,266,753                | 110,929,800        | 113,210,819                    | 115,249,132                    |
| 0123         | Student At Risk  | 496,754                        | 313,500                             | 475,000                    | 375,000            | 375,000                        | 375,000                        |
| 0351         | National Library Services                                  | 145,734                        | 65,044                              | 112,860                    | 100,000            | 118,800                        | 118,800                        |
| 0352         | Let's Read Bahamas Project                                 | 837                            | 914                                 | 9,500                      | 5,875              | 5,875                          | 5,875                          |
| 0353         | National Accreditation & Equivalency Council               | 100,460                        | 34,245                              | 128,250                    | 64,725             | 104,925                        | 104,925                        |
| 4135         | Hurricane Dorian Restoration                               | 0                              | 0                                   | 970,000                    | 0                  | 0                              | 0                              |
| <b>TOTAL</b> |  | <b>103,915,802</b>             | <b>80,942,648</b>                   | <b>110,962,363</b>         | <b>111,475,400</b> | <b>113,815,419</b>             | <b>115,853,732</b>             |
| <b>040</b>   | <b>MINISTRY OF TRANSPORT &amp; LOCAL GOVERNMENT</b>        |                                |                                     |                            |                    |                                |                                |
| 0001         | General Administration                                     | 8,626,011                      | 6,615,212                           | 9,627,059                  | 9,596,652          | 9,768,506                      | 9,775,132                      |
| 1007         | Air Accident & Investigation Dept                          | 0                              | 0                                   | 0                          | 563,878            | 563,878                        | 563,878                        |
| 4135         | Hurricane Dorian Restoration                               | 0                              | 30,952                              | 36,753                     | 0                  | 0                              | 0                              |
| <b>TOTAL</b> |  | <b>8,626,011</b>               | <b>6,646,164</b>                    | <b>9,663,812</b>           | <b>10,160,530</b>  | <b>10,332,384</b>              | <b>10,339,010</b>              |
| <b>043</b>   | <b>MINISTRY OF SOCIAL SERVICES &amp; URBAN DEVELOPMENT</b> |                                |                                     |                            |                    |                                |                                |
| 0001         | General Administration                                     | 5,281,567                      | 3,920,759                           | 5,264,640                  | 5,369,641          | 5,448,853                      | 5,470,853                      |
| 0125         | Community & Family Life                                    | 19,712                         | 3,839                               | 30,000                     | 30,000             | 30,000                         | 30,000                         |
| 0126         | Residential Care Programme                                 | 7,579                          | 3,630                               | 62,600                     | 62,600             | 62,600                         | 62,600                         |
| 0354         | Rehabilitative and Welfare Services                        | 88,525                         | 38,640                              | 150,000                    | 150,000            | 150,000                        | 150,000                        |
| 0355         | Post School Age Facility For Persons with Disabilities     | 56,857                         | 0                                   | 137,000                    | 137,000            | 137,000                        | 137,000                        |
| 0357         | Department for Gender and Family                           | 0                              | 201,178                             | 350,000                    | 250,000            | 351,500                        | 351,500                        |
| 0358         | Department of Urban Renewal                                | 5,000,000                      | 4,147,070                           | 5,000,001                  | 5,000,000          | 5,477,978                      | 5,477,978                      |
| <b>TOTAL</b> |  | <b>10,454,240</b>              | <b>8,315,116</b>                    | <b>10,994,241</b>          | <b>10,999,241</b>  | <b>11,657,931</b>              | <b>11,679,931</b>              |
| <b>044</b>   | <b>DEPARTMENT OF SOCIAL SERVICES</b>                       |                                |                                     |                            |                    |                                |                                |
| 0001         | General Administration                                     | 34,244,896                     | 24,012,281                          | 38,372,854                 | 55,133,505         | 42,118,053                     | 42,118,053                     |
| 0359         | Disability Affairs Unit                                    | 12,122                         | 20,756                              | 50,000                     | 50,000             | 50,000                         | 50,000                         |
| 0360         | Early Childhood Development Centre                         | 0                              | 27,172                              | 82,200                     | 82,200             | 82,200                         | 82,200                         |
| 0426         | Centre for Children with Disabilities                      | 4,185                          | 14,166                              | 50,000                     | 50,000             | 50,000                         | 50,000                         |
| 0427         | National Council - International Year of Older Persons     | 16,907                         | 7,395                               | 17,000                     | 17,000             | 17,000                         | 17,000                         |

# ANNEX 7 - RECURRENT EXPENDITURES BY SPENDING UNIT



| SPEND NO.    | TITLE OF SPEND  | PROVISIONAL ACTUAL EXPENDITURE | EXPENDITURE (PROVISIONAL) JUL - MAR | REVISED APPROVED ESTIMATES | ESTIMATES         | PRELIMINARY FORECAST ESTIMATES | PRELIMINARY FORECAST ESTIMATES |
|--------------|---|--------------------------------|-------------------------------------|----------------------------|-------------------|--------------------------------|--------------------------------|
|              |   | 2018/2019                      | 2019/2020                           | 2019/2020                  | 2020/2021         | 2021/2022                      | 2022/2023                      |
|              |   | \$                             | \$                                  | \$                         | \$                | \$                             | \$                             |
| 0428         | National Committee - Child Abuse Prevention                                   | 16,989                         | 1,689                               | 21,000                     | 21,000            | 21,000                         | 21,000                         |
| 0429         | National Committee For The Rights of Children                                 | 570                            | 437                                 | 8,500                      | 8,500             | 8,500                          | 8,500                          |
| 4009         | Social Safety Net   | 115,895                        | 25,463                              | 488,951                    | 5,000,000         | 5,000,000                      | 5,000,000                      |
| 4135         | Hurricane Dorian Restoration  | 0                              | 2,419,382                           | 10,000,000                 | 0                 | 0                              | 0                              |
| <b>TOTAL</b> |   | <b>34,411,564</b>              | <b>26,528,741</b>                   | <b>49,090,505</b>          | <b>60,362,205</b> | <b>47,346,753</b>              | <b>47,346,753</b>              |
| <b>045</b>   | <b>DEPARTMENT OF HOUSING</b>  |                                |                                     |                            |                   |                                |                                |
| 0001         | General Administration  | 1,558,034                      | 1,426,648                           | 2,245,057                  | 1,711,903         | 2,181,910                      | 2,198,610                      |
| 4028         | Repairs - Public Rental Units   | 238,608                        | 194,073                             | 299,200                    | 239,360           | 299,200                        | 299,200                        |
| <b>TOTAL</b> |   | <b>1,796,642</b>               | <b>1,620,721</b>                    | <b>2,544,257</b>           | <b>1,951,263</b>  | <b>2,481,110</b>               | <b>2,497,810</b>               |
| <b>047</b>   | <b>MINISTRY OF YOUTH, SPORTS &amp; CULTURE</b>                                |                                |                                     |                            |                   |                                |                                |
| 0001         | General Administration  | 16,846,693                     | 12,519,774                          | 19,139,030                 | 15,968,786        | 16,319,086                     | 16,361,186                     |
| 0414         | Department of Culture   | 385,282                        | 114,668                             | 340,750                    | 272,600           | 272,600                        | 272,600                        |
| 4135         | Hurricane Dorian Restoration  | 0                              | 0                                   | 1,230,600                  | 0                 | 0                              | 0                              |
| 7005         | National Junkanoo Festival  | 2,742,583                      | 1,955,271                           | 2,800,000                  | 2,240,000         | 2,240,000                      | 2,240,000                      |
| 7006         | National Youth Month  | 237,957                        | 208,099                             | 190,000                    | 152,000           | 152,000                        | 152,000                        |
| 7007         | National Arts Festival  | 157,102                        | 49,936                              | 237,500                    | 190,000           | 190,000                        | 190,000                        |
| 7008         | National Cultural Festival  | 246,987                        | 59,203                              | 143,500                    | 114,800           | 114,800                        | 114,800                        |
| <b>TOTAL</b> |   | <b>20,616,604</b>              | <b>14,906,951</b>                   | <b>24,081,380</b>          | <b>18,938,186</b> | <b>19,288,486</b>              | <b>19,330,586</b>              |
| <b>048</b>   | <b>DEPARTMENT OF LABOUR</b>   |                                |                                     |                            |                   |                                |                                |
| 0001         | General Administration  | 2,150,423                      | 1,661,922                           | 2,383,572                  | 2,121,426         | 2,334,831                      | 2,537,484                      |
| 4135         | Hurricane Dorian Restoration  | 0                              | 0                                   | 1,855                      | 0                 | 0                              | 0                              |
| <b>TOTAL</b> |   | <b>2,150,423</b>               | <b>1,661,922</b>                    | <b>2,385,427</b>           | <b>2,121,426</b>  | <b>2,334,831</b>               | <b>2,537,484</b>               |
| <b>049</b>   | <b>MINISTRY OF FINANCIAL SERVICES, TRADE &amp; INDUSTRY &amp; IMMIGRATION</b> |                                |                                     |                            |                   |                                |                                |
| 0001         | General Administration  | 2,026,240                      | 1,113,711                           | 2,149,857                  | 1,618,710         | 1,656,085                      | 1,668,835                      |
| <b>TOTAL</b> |   | <b>2,026,240</b>               | <b>1,113,711</b>                    | <b>2,149,857</b>           | <b>1,618,710</b>  | <b>1,656,085</b>               | <b>1,668,835</b>               |
| <b>051</b>   | <b>POST OFFICE DEPARTMENT</b>   |                                |                                     |                            |                   |                                |                                |
| 0001         | General Administration  | 6,440,487                      | 4,354,111                           | 6,370,674                  | 6,487,232         | 7,598,605                      | 7,695,786                      |
| 0370         | Abraham's Bay Post Office   | 0                              | 0                                   | 2,700                      | 2,160             | 4,000                          | 4,000                          |
| 0372         | Airport Post Office   | 0                              | 0                                   | 1,900                      | 1,685             | 2,200                          | 2,200                          |
| 0373         | Bimini Post Office  | 0                              | 6,125                               | 17,770                     | 10,590            | 11,940                         | 11,940                         |
| 0375         | Cable Beach Post Office   | 0                              | 0                                   | 7,553                      | 7,190             | 7,500                          | 7,500                          |
| 0376         | Carmichael Road Post Office   | 0                              | 0                                   | 16,388                     | 13,893            | 17,140                         | 17,140                         |
| 0377         | Cat Island Post Office  | 0                              | 418                                 | 570                        | 590               | 600                            | 600                            |
| 0378         | Central Eleuthera Post Office   | 0                              | 16,161                              | 26,268                     | 23,809            | 28,480                         | 28,630                         |



# ANNEX 7 - RECURRENT EXPENDITURES BY SPENDING UNIT



| SPEND NO.    | TITLE OF SPEND                    | PROVISIONAL ACTUAL EXPENDITURE | EXPENDITURE (PROVISIONAL) JUL - MAR | REVISED APPROVED ESTIMATES | ESTIMATES        | PRELIMINARY FORECAST ESTIMATES | PRELIMINARY FORECAST ESTIMATES |
|--------------|-----------------------------------|--------------------------------|-------------------------------------|----------------------------|------------------|--------------------------------|--------------------------------|
|              |                                   | 2018/2019                      | 2019/2020                           | 2019/2020                  | 2020/2021        | 2021/2022                      | 2022/2023                      |
|              |                                   | \$                             | \$                                  | \$                         | \$               | \$                             | \$                             |
| 0379         | Colonel Hill Post Office          | 0                              | 0                                   | 4,630                      | 3,704            | 4,630                          | 4,700                          |
| 0380         | Elizabeth Estates Post Office     | 0                              | 0                                   | 13,443                     | 13,280           | 14,580                         | 14,830                         |
| 0381         | Exuma Post Office                 | 0                              | 18,968                              | 33,495                     | 31,696           | 33,960                         | 34,560                         |
| 0382         | Festival Place Post Office        | 0                              | 0                                   | 1,140                      | 1,098            | 1,185                          | 1,200                          |
| 0383         | Fox Hill Post Office              | 0                              | 0                                   | 7,857                      | 7,619            | 8,245                          | 8,270                          |
| 0384         | Fresh Creek Post Office           | 0                              | 0                                   | 4,170                      | 3,460            | 4,200                          | 4,200                          |
| 0385         | Grants Town Post Office           | 0                              | 0                                   | 5,463                      | 5,225            | 5,750                          | 5,750                          |
| 0386         | Long Island Post Office           | 0                              | 15,672                              | 22,360                     | 19,840           | 22,600                         | 22,600                         |
| 0387         | Matthew Town Post Office          | 0                              | 7,500                               | 0                          | 0                | 0                              | 0                              |
| 0388         | Nicholl's Town Post Office        | 0                              | 416                                 | 570                        | 580              | 600                            | 600                            |
| 0389         | North Eleuthera Post Office       | 0                              | 15,861                              | 23,525                     | 32,953           | 32,415                         | 34,500                         |
| 0390         | Northern Bahamas Post Office      | 0                              | 15,853                              | 50,848                     | 45,180           | 53,200                         | 53,400                         |
| 0391         | San Salvador Post Office          | 0                              | 5,203                               | 6,254                      | 5,683            | 6,429                          | 6,500                          |
| 0392         | Shirley Street Post Office        | 0                              | 0                                   | 6,603                      | 6,365            | 6,950                          | 6,950                          |
| 0393         | South Beach Post Office           | 0                              | 0                                   | 15,438                     | 14,130           | 16,450                         | 16,450                         |
| 0394         | South Eleuthera Post Office       | 0                              | 9,395                               | 3,325                      | 3,390            | 3,415                          | 3,500                          |
| 0396         | North Abaco                       | 0                              | 4,442                               | 13,325                     | 15,060           | 16,200                         | 16,300                         |
| 0397         | South Abaco                       | 0                              | 10,840                              | 10,047                     | 24,820           | 22,397                         | 22,460                         |
| 0398         | Central Abaco                     | 0                              | 4,200                               | 44,860                     | 41,026           | 58,100                         | 58,100                         |
| 0399         | Mangrove Cay Post Office          | 0                              | 1,912                               | 3,454                      | 3,014            | 3,320                          | 3,320                          |
| 0430         | Kemp's Bay Post Office            | 0                              | 3,740                               | 7,068                      | 11,948           | 14,250                         | 14,250                         |
| <b>TOTAL</b> |                                   | <b>6,440,487</b>               | <b>4,490,817</b>                    | <b>6,721,698</b>           | <b>6,837,220</b> | <b>7,999,341</b>               | <b>8,100,236</b>               |
| <b>053</b>   | <b>PORT DEPARTMENT</b>            |                                |                                     |                            |                  |                                |                                |
| 0001         | General Administration            | 7,843,994                      | 5,598,635                           | 8,616,536                  | 8,425,817        | 9,685,021                      | 10,579,622                     |
| 4135         | Hurricane Dorian Restoration      | 0                              | 0                                   | 320,000                    | 0                | 0                              | 0                              |
| <b>TOTAL</b> |                                   | <b>7,843,994</b>               | <b>5,598,635</b>                    | <b>8,936,536</b>           | <b>8,425,817</b> | <b>9,685,021</b>               | <b>10,579,622</b>              |
| <b>054</b>   | <b>DEPARTMENT OF ROAD TRAFFIC</b> |                                |                                     |                            |                  |                                |                                |
| 0001         | General Administration            | 4,479,931                      | 3,463,122                           | 4,640,655                  | 4,903,056        | 6,100,733                      | 6,141,797                      |
| 0406         | Road Traffic Safety Programme     | 0                              | 925                                 | 7,790                      | 0                | 8,200                          | 8,200                          |
| 4135         | Hurricane Dorian Restoration      | 0                              | 0                                   | 22,500                     | 0                | 0                              | 0                              |
| <b>TOTAL</b> |                                   | <b>4,479,931</b>               | <b>3,464,047</b>                    | <b>4,670,945</b>           | <b>4,903,056</b> | <b>6,108,933</b>               | <b>6,149,997</b>               |
| <b>055</b>   | <b>DEPARTMENT OF METEOROLOGY</b>  |                                |                                     |                            |                  |                                |                                |
| 0001         | General Administration            | 2,277,215                      | 1,708,984                           | 2,530,804                  | 2,363,821        | 2,662,620                      | 2,718,321                      |
| <b>TOTAL</b> |                                   | <b>2,277,215</b>               | <b>1,708,984</b>                    | <b>2,530,804</b>           | <b>2,363,821</b> | <b>2,662,620</b>               | <b>2,718,321</b>               |

# ANNEX 7 - RECURRENT EXPENDITURES BY SPENDING UNIT



| SPEND NO.  | TITLE OF SPEND  | PROVISIONAL ACTUAL EXPENDITURE | EXPENDITURE (PROVISIONAL) JUL - MAR | REVISED APPROVED ESTIMATES | ESTIMATES         | PRELIMINARY FORECAST ESTIMATES | PRELIMINARY FORECAST ESTIMATES |
|------------|---|--------------------------------|-------------------------------------|----------------------------|-------------------|--------------------------------|--------------------------------|
|            |   | 2018/2019                      | 2019/2020                           | 2019/2020                  | 2020/2021         | 2021/2022                      | 2022/2023                      |
|            |   | \$                             | \$                                  | \$                         | \$                | \$                             | \$                             |
| <b>056</b> | <b>MINISTRY OF AGRICULTURE &amp; MARINE RESOURCES</b> |                                |                                     |                            |                   |                                |                                |
| 0001       | General Administration                                | 18,729,541                     | 14,819,803                          | 22,359,796                 | 18,388,823        | 18,444,620                     | 17,015,332                     |
| 0128       | Dept of Cooperative                                   | 112,971                        | 20,325                              | 261,250                    | 200,000           | 300,000                        | 300,000                        |
| 0415       | Contribution-Family Is Regatta                        | 1,842,225                      | 1,057,138                           | 1,799,900                  | 1,420,000         | 1,800,000                      | 1,800,000                      |
| 0472       | Food Security   | 0                              | 0                                   | 0                          | 6,000,000         | 6,000,000                      | 6,000,000                      |
| 1037       | Strengthening Agriculture - Statistical Unit          | 0                              | 0                                   | 291,500                    | 186,875           | 288,000                        | 294,000                        |
| 4135       | Hurricane Dorian Restoration                          | 0                              | 0                                   | 1,137,129                  | 0                 | 0                              | 0                              |
| 7019       | AGRI Business Expo                                    | 0                              | -250                                | 218,785                    | 56,793            | 82,000                         | 93,000                         |
|            | <b>TOTAL</b>  | <b>20,684,737</b>              | <b>15,897,016</b>                   | <b>26,068,360</b>          | <b>26,252,491</b> | <b>26,914,620</b>              | <b>25,502,332</b>              |
| <b>057</b> | <b>DEPARTMENT OF AGRICULTURE</b>                      |                                |                                     |                            |                   |                                |                                |
| 0001       | General Administration                                | 5,664,605                      | 3,907,359                           | 5,784,913                  | 5,417,454         | 5,734,611                      | 5,909,940                      |
| 0437       | Operations of Abattoir                                | 0                              | 0                                   | 0                          | 46,114            | 57,000                         | 58,000                         |
| 0568       | Development of GRAC                                   | 0                              | 3,329                               | 85,025                     | 62,062            | 83,500                         | 98,100                         |
| 4135       | Hurricane Dorian Restoration                          | 0                              | 0                                   | 586,134                    | 0                 | 0                              | 0                              |
|            | <b>TOTAL</b>  | <b>5,664,605</b>               | <b>3,910,688</b>                    | <b>6,456,072</b>           | <b>5,525,630</b>  | <b>5,875,111</b>               | <b>6,066,040</b>               |
| <b>058</b> | <b>DEPARTMENT OF MARINE RESOURCES</b>                 |                                |                                     |                            |                   |                                |                                |
| 0001       | General Administration                                | 2,296,530                      | 1,620,449                           | 2,377,544                  | 2,386,648         | 2,949,271                      | 3,054,071                      |
| 4135       | Hurricane Dorian Restoration                          | 0                              | 0                                   | 1,200                      | 0                 | 0                              | 0                              |
|            | <b>TOTAL</b>  | <b>2,296,530</b>               | <b>1,620,449</b>                    | <b>2,378,744</b>           | <b>2,386,648</b>  | <b>2,949,271</b>               | <b>3,054,071</b>               |
| <b>060</b> | <b>MINISTRY OF HEALTH</b>                             |                                |                                     |                            |                   |                                |                                |
| 0001       | General Administration                                | 299,332,824                    | 246,296,441                         | 315,800,737                | 275,782,239       | 254,265,897                    | 224,666,501                    |
| 0501       | Abaco Primary Health Care Centre                      | 0                              | 9,900                               | 500,000                    | 0                 | 0                              | 0                              |
| 0502       | Alice Town Community Clinic                           | 0                              | 2,706                               | 4,280                      | 0                 | 0                              | 0                              |
| 0503       | Anne's Town Clinic                                    | 0                              | 1,278                               | 13,264                     | 0                 | 0                              | 0                              |
| 0507       | Bullock's Harbour Community Clinic                    | 0                              | 1,388                               | 2,000                      | 0                 | 0                              | 0                              |
| 0508       | Coconut Grove Clinic                                  | 0                              | 0                                   | 10,589                     | 0                 | 0                              | 0                              |
| 0510       | Cooper's Town Community Clinic                        | 0                              | 6,693                               | 11,652                     | 0                 | 0                              | 0                              |
| 0512       | Elizabeth Estates Clinic                              | 0                              | 8,842                               | 41,601                     | 0                 | 0                              | 0                              |
| 0513       | Flamingo Gardens Clinic                               | 0                              | 10,145                              | 50,237                     | 0                 | 0                              | 0                              |
| 0514       | Fleming Street Clinic                                 | 0                              | 3,437                               | 23,410                     | 0                 | 0                              | 0                              |
| 0517       | Fresh Creek Community Clinic                          | 0                              | 0                                   | 6,280                      | 0                 | 0                              | 0                              |
| 0518       | Gambier Clinic  | 0                              | 212                                 | 12,009                     | 0                 | 0                              | 0                              |
| 0519       | George Town Community Clinic                          | 0                              | 0                                   | 87,750                     | 0                 | 0                              | 0                              |
| 0520       | Governor's Harbour Community Clinic                   | 0                              | 9,903                               | 14,299                     | 0                 | 0                              | 0                              |

# ANNEX 7 - RECURRENT EXPENDITURES BY SPENDING UNIT



| SPEND NO.    | TITLE OF SPEND                                     | PROVISIONAL ACTUAL EXPENDITURE | EXPENDITURE (PROVISIONAL) | REVISED APPROVED ESTIMATES | ESTIMATES          | PRELIMINARY FORECAST ESTIMATES | PRELIMINARY FORECAST ESTIMATES |
|--------------|--|--------------------------------|---------------------------|----------------------------|--------------------|--------------------------------|--------------------------------|
|              |  | 2018/2019                      | JUL - MAR 2019/2020       | 2019/2020                  | 2020/2021          | 2021/2022                      | 2022/2023                      |
|              |  | \$                             | \$                        | \$                         | \$                 | \$                             | \$                             |
| 0524         | Harbour Island Community Clinic                    | 0                              | 9,780                     | 14,954                     | 0                  | 0                              | 0                              |
| 0529         | Landrail Point Community Clinic                    | 0                              | 0                         | 6,199                      | 0                  | 0                              | 0                              |
| 0532         | Mangrove Cay Community Clinic                      | 0                              | 72                        | 6,940                      | 0                  | 0                              | 0                              |
| 0533         | Marsh Harbour Community Clinic                     | 0                              | 11,127                    | 13,360                     | 0                  | 0                              | 0                              |
| 0536         | Moore's Island Community Clinic                    | 0                              | 2,165                     | 3,622                      | 0                  | 0                              | 0                              |
| 0537         | Nicholl's Town Community Clinic                    | 0                              | 4,776                     | 10,030                     | 0                  | 0                              | 0                              |
| 0538         | Old Bight Community Clinic                         | 0                              | 5,540                     | 8,388                      | 0                  | 0                              | 0                              |
| 0543         | Rock Sound Community Clinic                        | 0                              | 5,914                     | 8,846                      | 0                  | 0                              | 0                              |
| 0544         | Sandy Point Community Clinic                       | 0                              | 4,302                     | 5,486                      | 0                  | 0                              | 0                              |
| 0547         | South Beach Health Centre                          | 0                              | 42,225                    | 144,169                    | 0                  | 0                              | 0                              |
| 0548         | Spanish Wells Community Clinic                     | 0                              | 4,134                     | 6,249                      | 0                  | 0                              | 0                              |
| 0549         | Spring Point Community Clinic                      | 0                              | 0                         | 5,080                      | 0                  | 0                              | 0                              |
| 0551         | Exuma Primary Health Care Centre                   | 0                              | 106,674                   | 500,000                    | 0                  | 0                              | 0                              |
| 0562         | Health Planning Unit                               | 4,400                          | 0                         | 5,000                      | 5,000              | 5,000                          | 5,500                          |
| 0563         | Establishment of Hiv/Aids Unit                     | 36,929                         | 13,595                    | 100,000                    | 75,000             | 83,000                         | 100,000                        |
| 0564         | San Salvador Clinic                                | 0                              | 4,197                     | 7,050                      | 0                  | 0                              | 0                              |
| 0565         | Matthew Town Clinic                                | 0                              | 1,784                     | 2,650                      | 0                  | 0                              | 0                              |
| 0566         | Mayaguana Clinic                                   | 0                              | 0                         | 4,000                      | 0                  | 0                              | 0                              |
| 0573         | Deadman's Cay Clinic                               | 0                              | 9,609                     | 14,904                     | 0                  | 0                              | 0                              |
| 1043         | Office of Medical Staff Development                | 0                              | 176,819                   | 1,000,000                  | 875,000            | 900,000                        | 915,000                        |
| 4135         | Hurricane Dorian Restoration                       | 0                              | 2,808,896                 | 6,099,679                  | 0                  | 0                              | 0                              |
| 4137         | Health & Safety (COVID-19 )                        | 0                              | 505,762                   | 0                          | 21,300,000         | 0                              | 0                              |
| <b>TOTAL</b> |  | <b>299,374,153</b>             | <b>250,068,316</b>        | <b>324,544,714</b>         | <b>298,037,239</b> | <b>255,253,897</b>             | <b>225,687,001</b>             |
| <b>065</b>   | <b>DEPARTMENT OF ENVIRONMENTAL HEALTH SERVICES</b> |                                |                           |                            |                    |                                |                                |
| 0001         | General Administration                             | 46,698,272                     | 43,993,888                | 53,129,057                 | 55,978,373         | 56,590,839                     | 56,650,840                     |
| 4135         | Hurricane Dorian Restoration                       | 0                              | 2,766,382                 | 23,468,643                 | 0                  | 0                              | 0                              |
| <b>TOTAL</b> |  | <b>46,698,272</b>              | <b>46,760,270</b>         | <b>76,597,700</b>          | <b>55,978,373</b>  | <b>56,590,839</b>              | <b>56,650,840</b>              |
| <b>066</b>   | <b>DEPARTMENT OF PUBLIC HEALTH</b>                 |                                |                           |                            |                    |                                |                                |
| 0001         | General Administration                             | 0                              | 0                         | 0                          | 44,042,447         | 46,031,147                     | 48,054,824                     |
| 0501         | Abaco Primary Health Care Centre                   | 0                              | 0                         | 0                          | 300,000            | 325,000                        | 375,000                        |
| 0502         | Alice Town Community Clinic                        | 0                              | 0                         | 0                          | 4,280              | 4,280                          | 4,450                          |
| 0503         | Anne's Town Clinic                                 | 0                              | 0                         | 0                          | 9,924              | 10,574                         | 10,980                         |
| 0507         | Bullock's Harbour Community Clinic                 | 0                              | 0                         | 0                          | 2,000              | 2,275                          | 2,700                          |
| 0508         | Coconut Grove Clinic                               | 0                              | 0                         | 0                          | 7,150              | 7,650                          | 8,200                          |

# ANNEX 7 - RECURRENT EXPENDITURES BY SPENDING UNIT



| SPEND NO.    | TITLE OF SPEND                            | PROVISIONAL | EXPENDITURE   | REVISED     |                   | PRELIMINARY       | PRELIMINARY       |
|--------------|---|-------------|---------------|-------------|-------------------|-------------------|-------------------|
|              |   | ACTUAL      | (PROVISIONAL) | APPROVED    |                   | FORECAST          | FORECAST          |
|              |   | EXPENDITURE |               | ESTIMATES   | ESTIMATES         | ESTIMATES         | ESTIMATES         |
|              |   | JUL - MAR   |               |             |                   |                   |                   |
|              |   | 2018/2019   | 2019/2020     | 2019/2020   | 2020/2021         | 2021/2022         | 2022/2023         |
|              |   | \$          | \$            | \$          | \$                | \$                | \$                |
| 0510         | Cooper's Town Community Clinic            | 0           | 0             | 0           | 11,652            | 11,652            | 12,180            |
| 0512         | Elizabeth Estates Clinic                  | 0           | 0             | 0           | 28,601            | 30,801            | 32,220            |
| 0513         | Flamingo Gardens Clinic                   | 0           | 0             | 0           | 33,387            | 35,137            | 37,200            |
| 0514         | Fleming Street Clinic                     | 0           | 0             | 0           | 22,010            | 22,910            | 23,630            |
| 0517         | Fresh Creek Community Clinic              | 0           | 0             | 0           | 6,280             | 6,290             | 6,625             |
| 0518         | Gambier Clinic                            | 0           | 0             | 0           | 11,259            | 11,509            | 11,900            |
| 0519         | George Town Community Clinic              | 0           | 0             | 0           | 44,450            | 47,200            | 50,325            |
| 0520         | Governor's Harbour Community Clinic       | 0           | 0             | 0           | 13,799            | 14,049            | 14,945            |
| 0524         | Harbour Island Community Clinic           | 0           | 0             | 0           | 14,454            | 14,654            | 15,275            |
| 0529         | Landrail Point Community Clinic           | 0           | 0             | 0           | 6,199             | 6,199             | 6,470             |
| 0532         | Mangrove Cay Community Clinic             | 0           | 0             | 0           | 6,940             | 6,940             | 7,300             |
| 0533         | Marsh Harbour Community Clinic            | 0           | 0             | 0           | 13,360            | 13,360            | 13,825            |
| 0536         | Moore's Island Community Clinic           | 0           | 0             | 0           | 3,622             | 3,622             | 3,815             |
| 0537         | Nicholl's Town Community Clinic           | 0           | 0             | 0           | 10,030            | 10,030            | 10,245            |
| 0538         | Old Bight Community Clinic                | 0           | 0             | 0           | 8,388             | 8,388             | 8,655             |
| 0543         | Rock Sound Community Clinic               | 0           | 0             | 0           | 8,846             | 8,846             | 9,070             |
| 0544         | Sandy Point Community Clinic              | 0           | 0             | 0           | 5,486             | 5,486             | 5,525             |
| 0547         | South Beach Health Centre                 | 0           | 0             | 0           | 86,500            | 90,275            | 103,500           |
| 0548         | Spanish Wells Community Clinic            | 0           | 0             | 0           | 6,249             | 6,249             | 6,555             |
| 0549         | Spring Point Community Clinic             | 0           | 0             | 0           | 5,080             | 5,080             | 5,235             |
| 0551         | Exuma Primary Health Care Centre          | 0           | 0             | 0           | 265,000           | 290,000           | 310,000           |
| 0564         | San Salvador Clinic                       | 0           | 0             | 0           | 6,850             | 6,850             | 7,305             |
| 0565         | Matthew Town Clinic                       | 0           | 0             | 0           | 2,650             | 2,650             | 2,825             |
| 0566         | Mayaguana Clinic                          | 0           | 0             | 0           | 4,000             | 4,000             | 4,175             |
| 0573         | Deadman's Cay Clinic                      | 0           | 0             | 0           | 14,370            | 14,820            | 13,025            |
| 1043         | Office of Medical Staff Development       | 0           | 0             | 0           | 35,000            | 35,000            | 35,000            |
| <b>TOTAL</b> |   | <b>0</b>    | <b>0</b>      | <b>0</b>    | <b>45,040,263</b> | <b>47,092,923</b> | <b>49,212,979</b> |
| <b>067</b>   | <b>MINISTRY OF TOURISM &amp; AVIATION</b> |             |               |             |                   |                   |                   |
| 0001         | General Administration                    | 114,079,195 | 59,284,921    | 113,957,030 | 77,315,585        | 77,958,376        | 72,894,615        |
| 0366         | Dept of Aviation                          | 0           | 1,580,958     | 68,875      | 200,000           | 500,000           | 500,000           |
| 1001         | Sports Tourism                            | 0           | 98,683        | 191,750     | 104,000           | 368,500           | 368,500           |
| 1002         | Boating                                   | 0           | 156,391       | 240,000     | 192,000           | 275,000           | 275,000           |
| 1003         | Fishing                                   | 0           | 13,871        | 68,000      | 54,400            | 68,000            | 68,000            |
| 1004         | Diving                                    | 0           | 32,704        | 90,000      | 72,000            | 120,000           | 120,000           |

# ANNEX 7 - RECURRENT EXPENDITURES BY SPENDING UNIT



| SPEND NO. | TITLE OF SPEND                                 | PROVISIONAL ACTUAL EXPENDITURE | EXPENDITURE (PROVISIONAL) | REVISED APPROVED ESTIMATES | ESTIMATES | PRELIMINARY FORECAST ESTIMATES | PRELIMINARY FORECAST ESTIMATES |
|-----------|--|--------------------------------|---------------------------|----------------------------|-----------|--------------------------------|--------------------------------|
|           |  | 2018/2019                      | JUL - MAR 2019/2020       | 2019/2020                  | 2020/2021 | 2021/2022                      | 2022/2023                      |
|           |  | \$                             | \$                        | \$                         | \$        | \$                             | \$                             |
| 1005      | Aviation                                       | 0                              | 105,116                   | 140,000                    | 112,000   | 200,000                        | 200,000                        |
| 1006      | Films Commission                               | 0                              | 47,721                    | 175,000                    | 141,880   | 177,350                        | 177,350                        |
| 1007      | Air Accident & Investigation Dept              | 0                              | 29,691                    | 0                          | 0         | 0                              | 0                              |
| 1008      | Airlift-Delta, Elite & Bahamasair              | 0                              | 989,949                   | 0                          | 1,250,000 | 1,465,000                      | 1,465,000                      |
| 1009      | Airlift Facilitation                           | 0                              | 64,017                    | 0                          | 210,000   | 572,000                        | 572,000                        |
| 1010      | Digital Media                                  | 0                              | 457,841                   | 0                          | 686,015   | 686,015                        | 686,015                        |
| 1011      | Global Communications                          | 0                              | 10,610,032                | 0                          | 9,590,000 | 12,650,000                     | 12,650,000                     |
| 1012      | Domestic Communications                        | 0                              | 336,837                   | 0                          | 500,000   | 800,000                        | 800,000                        |
| 1013      | Strategic Partnerships                         | 0                              | 340,760                   | 0                          | 960,000   | 1,100,000                      | 1,200,000                      |
| 1014      | Domestic Tourism and Family Island Development | 0                              | 240,986                   | 990,000                    | 643,500   | 765,300                        | 765,300                        |
| 1015      | Grand Bahama Development                       | 0                              | 234,607                   | 600,000                    | 398,380   | 497,975                        | 497,975                        |
| 1016      | Events   | 0                              | 753,046                   | 971,700                    | 680,100   | 941,000                        | 941,000                        |
| 1017      | USA Sales                                      | 0                              | 919,513                   | 0                          | 720,000   | 900,000                        | 900,000                        |
| 1018      | Groups & Conferences                           | 0                              | 112,629                   | 750,000                    | 333,500   | 603,500                        | 603,500                        |
| 1019      | Culture, Heritage and Entertainment            | 0                              | 29,542                    | 250,000                    | 109,222   | 203,222                        | 203,222                        |
| 1020      | Quality Assurance - Sites & Facilities Unit    | 0                              | 144,779                   | 300,000                    | 466,432   | 471,040                        | 471,040                        |
| 1021      | Visitor Safety and Security                    | 0                              | 89,339                    | 250,000                    | 233,000   | 233,000                        | 233,000                        |
| 1022      | Tours And Transportation                       | 0                              | 0                         | 1,805,008                  | 0         | 0                              | 0                              |
| 1023      | People to People                               | 0                              | 107,414                   | 202,288                    | 145,600   | 175,600                        | 175,600                        |
| 1024      | Authentically Bahamian                         | 0                              | 1,500                     | 56,500                     | 59,000    | 59,000                         | 59,000                         |
| 1025      | Groups/Conf-Commonwealth Law Conference        | 0                              | 2,800                     | 38,000                     | 100,000   | 200,000                        | 200,000                        |
| 1026      | Quality Assurance & Visitor Relations          | 0                              | 2,064                     | 60,000                     | 122,000   | 122,000                        | 122,000                        |
| 1027      | Airport Reception Services                     | 0                              | 47,700                    | 120,000                    | 17,280    | 17,280                         | 17,280                         |
| 1028      | Downtown Ambassadors                           | 0                              | 0                         | 325,000                    | 72,000    | 72,000                         | 72,000                         |
| 1029      | Guest Services Development & Misc              | 0                              | 0                         | 147,920                    | 13,000    | 13,000                         | 13,000                         |
| 1030      | Culinary                                       | 0                              | 81,062                    | 150,000                    | 126,000   | 150,000                        | 150,000                        |
| 1031      | Industry Training and Education                | 0                              | 121,236                   | 265,000                    | 236,400   | 295,500                        | 295,500                        |
| 1032      | Weddings & Honeymoons                          | 0                              | 111,910                   | 450,000                    | 350,000   | 420,000                        | 420,000                        |
| 1033      | Tourism Statistics & Research                  | 0                              | 230,688                   | 685,000                    | 601,053   | 645,909                        | 645,909                        |
| 1034      | Hotel Licensing                                | 0                              | 116,010                   | 875,000                    | 300,000   | 300,000                        | 300,000                        |
| 1035      | Festival Place                                 | 0                              | 685,413                   | 1,171,000                  | 111,340   | 200,000                        | 200,000                        |
| 1044      | Public Relations                               | 0                              | 537,370                   | 0                          | 1,278,000 | 1,328,000                      | 1,328,000                      |
| 1045      | World Travel Market                            | 0                              | 42,585                    | 0                          | 175,000   | 200,500                        | 200,500                        |
| 1046      | Caribbean Tourism Organization                 | 0                              | 0                         | 0                          | 256,434   | 256,434                        | 256,434                        |

# ANNEX 7 - RECURRENT EXPENDITURES BY SPENDING UNIT



| SPEND NO.    | TITLE OF SPEND                                    | PROVISIONAL ACTUAL EXPENDITURE | EXPENDITURE (PROVISIONAL) | REVISED APPROVED ESTIMATES | ESTIMATES          | PRELIMINARY FORECAST ESTIMATES | PRELIMINARY FORECAST ESTIMATES |
|--------------|---|--------------------------------|---------------------------|----------------------------|--------------------|--------------------------------|--------------------------------|
|              |   | 2018/2019                      | JUL - MAR 2019/2020       | 2019/2020                  | 2020/2021          | 2021/2022                      | 2022/2023                      |
|              |   | \$                             | \$                        | \$                         | \$                 | \$                             | \$                             |
| 1047         | Sustainability                                    | 0                              | 48,759                    | 0                          | 189,400            | 236,750                        | 236,750                        |
| 1048         | Cruise and Maritime Development                   | 0                              | 170,309                   | 0                          | 78,800             | 98,500                         | 98,500                         |
| 1049         | ITB Berlin  | 0                              | 83,312                    | 0                          | 95,000             | 110,000                        | 110,000                        |
| 1050         | International Relations                           | 0                              | 0                         | 0                          | 68,800             | 86,000                         | 86,000                         |
| 1051         | Global Sales                                      | 0                              | 2,878,020                 | 0                          | 3,778,000          | 5,086,550                      | 5,086,550                      |
| 1053         | Yachting  | 0                              | 0                         | 0                          | 272,000            | 325,000                        | 325,000                        |
| 1054         | USA Sales Meetings                                | 0                              | 0                         | 0                          | 0                  | 40,000                         | 40,000                         |
| 1055         | USA Sales-National Trade Unit                     | 0                              | 0                         | 0                          | 320,000            | 350,000                        | 350,000                        |
| 1056         | USA Sales-Co-op Tour Operators                    | 0                              | 0                         | 0                          | 120,000            | 320,000                        | 320,000                        |
| 1057         | USA Sales-MICE/Groups North America               | 0                              | 0                         | 0                          | 250,000            | 305,000                        | 305,000                        |
| 4135         | Hurricane Dorian Restoration                      | 0                              | 738,192                   | 484,592                    | 0                  | 0                              | 0                              |
| 7009         | PGA - Abaco and Exuma                             | 0                              | 1,166,625                 | 2,366,500                  | 400,000            | 1,266,500                      | 1,266,500                      |
| 7010         | Golf Management                                   | 0                              | 100,000                   | 500,000                    | 400,000            | 500,000                        | 500,000                        |
| 7011         | Tiger Woods Golf Classic                          | 0                              | 3,580                     | 500,000                    | 200,000            | 500,000                        | 500,000                        |
| 7012         | Bahamas Bowl                                      | 0                              | 145,000                   | 500,000                    | 250,000            | 500,000                        | 500,000                        |
| 7014         | Marathon Bahamas                                  | 0                              | 93,526                    | 150,000                    | 150,000            | 150,000                        | 150,000                        |
| 7016         | Gymnastics  | 0                              | 75,900                    | 115,000                    | 115,000            | 115,000                        | 115,000                        |
| 7017         | Junkanoo Summer Festival                          | 0                              | 104,818                   | 201,210                    | 250,000            | 325,000                        | 325,000                        |
| 7018         | Goombay Summer Festival                           | 0                              | 18,936                    | 174,407                    | 185,800            | 254,800                        | 254,800                        |
| <b>TOTAL</b> |   | <b>114,079,195</b>             | <b>84,388,662</b>         | <b>130,384,780</b>         | <b>106,057,921</b> | <b>116,579,601</b>             | <b>111,615,840</b>             |
| <b>070</b>   | <b>MINISTRY OF LABOUR</b>                         |                                |                           |                            |                    |                                |                                |
| 0001         | General Administration                            | 4,012,569                      | 2,930,175                 | 4,870,437                  | 4,183,761          | 4,693,221                      | 4,753,645                      |
| 0124         | Consumer Welfare Affairs Unit                     | 35,183                         | 34,745                    | 77,000                     | 71,706             | 75,406                         | 75,406                         |
| 0410         | Consumer Protection Authority                     | 175,000                        | 122,090                   | 184,980                    | 180,230            | 189,215                        | 189,215                        |
| 0411         | National Training Agency                          | 985,000                        | 728,970                   | 1,104,500                  | 777,650            | 877,750                        | 744,775                        |
| 0413         | Price Commission                                  | 15,530                         | 6,117                     | 24,300                     | 19,796             | 20,798                         | 20,798                         |
| 4068         | Skills For Current and Future Jobs In The Bahamas | 60,039                         | 310,080                   | 2,250,000                  | 1,575,000          | 3,000,000                      | 4,951,548                      |
| <b>TOTAL</b> |   | <b>5,283,321</b>               | <b>4,132,177</b>          | <b>8,511,217</b>           | <b>6,808,143</b>   | <b>8,856,390</b>               | <b>10,735,387</b>              |
| <b>072</b>   | <b>MINISTRY OF THE ENVIRONMENT &amp; HOUSING</b>  |                                |                           |                            |                    |                                |                                |
| 0001         | General Administration                            | 24,752,198                     | 26,902,602                | 37,048,943                 | 25,953,185         | 25,285,982                     | 23,482,851                     |
| 0119         | Operation of Best Commission                      | 0                              | 38,108                    | 116,660                    | 61,512             | 122,800                        | 122,800                        |
| 0416         | Forestry  | 171,904                        | 69,403                    | 341,335                    | 162,496            | 264,800                        | 285,800                        |
| 0420         | Operation - G.I.S. Unit                           | 66,413                         | 26,062                    | 179,284                    | 93,802             | 139,020                        | 139,020                        |
| 4135         | Hurricane Dorian Restoration                      | 0                              | 0                         | 3,523,922                  | 0                  | 0                              | 0                              |

# ANNEX 7 - RECURRENT EXPENDITURES BY SPENDING UNIT



| SPEND NO.    | TITLE OF SPEND  | PROVISIONAL ACTUAL EXPENDITURE | EXPENDITURE (PROVISIONAL) JUL - MAR | REVISED APPROVED ESTIMATES | ESTIMATES         | PRELIMINARY FORECAST ESTIMATES | PRELIMINARY FORECAST ESTIMATES |
|--------------|---|--------------------------------|-------------------------------------|----------------------------|-------------------|--------------------------------|--------------------------------|
|              |   | 2018/2019                      | 2019/2020                           | 2019/2020                  | 2020/2021         | 2021/2022                      | 2022/2023                      |
|              |   | \$                             | \$                                  | \$                         | \$                | \$                             | \$                             |
| <b>TOTAL</b> |   | <b>24,990,515</b>              | <b>27,036,175</b>                   | <b>41,210,144</b>          | <b>26,270,995</b> | <b>25,812,602</b>              | <b>24,030,471</b>              |
| <b>073</b>   | <b>DEPARTMENT OF TRANSFORMATION &amp; DIGITIZATION</b>                    |                                |                                     |                            |                   |                                |                                |
| 0001         | General Administration  | 17,519,257                     | 15,066,786                          | 25,692,746                 | 49,097,737        | 53,153,590                     | 53,154,290                     |
| 4135         | Hurricane Dorian Restoration  | 0                              | 0                                   | 284,560                    | 0                 | 0                              | 0                              |
| <b>TOTAL</b> |   | <b>17,519,257</b>              | <b>15,066,786</b>                   | <b>25,977,306</b>          | <b>49,097,737</b> | <b>53,153,590</b>              | <b>53,154,290</b>              |
| <b>074</b>   | <b>MINISTRY FOR GRAND BAHAMA</b>  |                                |                                     |                            |                   |                                |                                |
| 0001         | General Administration  | 9,528,287                      | 4,642,242                           | 10,629,628                 | 8,783,600         | 11,540,316                     | 11,786,096                     |
| 0415         | Contribution-Family Is Regatta  | 0                              | 0                                   | 10,000                     | 10,000            | 10,250                         | 10,250                         |
| 4100         | Grand Bahama Technology Hub Initiative                                    | 426,153                        | 173,790                             | 1,530,000                  | 1,000,000         | 1,810,000                      | 1,810,000                      |
| 4135         | Hurricane Dorian Restoration  | 0                              | 95,704                              | 500,000                    | 0                 | 0                              | 0                              |
| <b>TOTAL</b> |   | <b>9,954,440</b>               | <b>4,911,736</b>                    | <b>12,669,628</b>          | <b>9,793,600</b>  | <b>13,360,566</b>              | <b>13,606,346</b>              |
| <b>075</b>   | <b>MINISTRY OF DISASTER PREPAREDNESS, MANAGEMENT &amp; RECONSTRUCTION</b> |                                |                                     |                            |                   |                                |                                |
| 0001         | General Administration  | 0                              | 0                                   | 0                          | 736,100           | 2,082,220                      | 2,218,830                      |
| 0104         | Department of NEMA  | 0                              | 0                                   | 0                          | 500,000           | 700,000                        | 775,000                        |
| 4135         | Hurricane Dorian Restoration  | 0                              | 0                                   | 0                          | 10,000,000        | 0                              | 0                              |
| <b>TOTAL</b> |   | <b>0</b>                       | <b>0</b>                            | <b>0</b>                   | <b>11,236,100</b> | <b>2,782,220</b>               | <b>2,993,830</b>               |
| <b>076</b>   | <b>OFFICE OF THE DIRECTOR OF PUBLIC PROSECUTIONS</b>                      |                                |                                     |                            |                   |                                |                                |
| 0001         | General Administration  | 0                              | 0                                   | 0                          | 2,942,402         | 3,091,992                      | 3,111,847                      |
| <b>TOTAL</b> |   | <b>0</b>                       | <b>0</b>                            | <b>0</b>                   | <b>2,942,402</b>  | <b>3,091,992</b>               | <b>3,111,847</b>               |

# ANNEX 8 - CAPITAL EXPENDITURES BY SPENDING UNIT



| SPEND NO.  | TITLE OF SPEND  | PROVISIONAL ACTUAL EXPENDITURE | EXPENDITURE (PROVISIONAL) JUL - MAR | REVISED APPROVED ESTIMATES | ESTIMATES        | PRELIMINARY FORECAST ESTIMATES | PRELIMINARY FORECAST ESTIMATES |
|------------|---|--------------------------------|-------------------------------------|----------------------------|------------------|--------------------------------|--------------------------------|
|            |   | 2018/2019                      | 2019/2020                           | 2019/2020                  | 2020/2021        | 2021/2022                      | 2022/2023                      |
|            |   | \$                             | \$                                  | \$                         | \$               | \$                             | \$                             |
| <b>005</b> | <b>MINISTRY OF PUBLIC SERVICE &amp; NATIONAL INSURANCE</b>          |                                |                                     |                            |                  |                                |                                |
| 4135       | Hurricane Dorian Restoration  | 0                              | 0                                   | 25,000                     | 0                | 0                              | 0                              |
|            | <b>TOTAL</b>  | <b>0</b>                       | <b>0</b>                            | <b>25,000</b>              | <b>0</b>         | <b>0</b>                       | <b>0</b>                       |
| <b>006</b> | <b>CABINET OFFICE</b>   |                                |                                     |                            |                  |                                |                                |
| 4135       | Hurricane Dorian Restoration  | 0                              | 0                                   | 2,823,970                  | 0                | 0                              | 0                              |
|            | <b>TOTAL</b>  | <b>0</b>                       | <b>0</b>                            | <b>2,823,970</b>           | <b>0</b>         | <b>0</b>                       | <b>0</b>                       |
| <b>007</b> | <b>OFFICE OF THE ATTORNEY GENERAL AND MINISTRY OF LEGAL AFFAIRS</b> |                                |                                     |                            |                  |                                |                                |
| 0001       | General Administration  | 0                              | 0                                   | 0                          | 1,500,000        | 1,635,400                      | 1,305,000                      |
| 0108       | Freedom of Information  | 0                              | 0                                   | 0                          | 670,000          | 0                              | 0                              |
| 4135       | Hurricane Dorian Restoration  | 0                              | 13,950                              | 210,060                    | 0                | 0                              | 0                              |
|            | <b>TOTAL</b>  | <b>0</b>                       | <b>13,950</b>                       | <b>210,060</b>             | <b>2,170,000</b> | <b>1,635,400</b>               | <b>1,305,000</b>               |
| <b>013</b> | <b>MINISTRY OF FOREIGN AFFAIRS</b>                                  |                                |                                     |                            |                  |                                |                                |
| 0001       | General Administration  | 183,833                        | 0                                   | 2,000,000                  | 2,000,000        | 3,604,680                      | 2,697,000                      |
| 0439       | Passport Unit   | 0                              | 0                                   | 0                          | 500,000          | 581,400                        | 435,000                        |
|            | <b>TOTAL</b>  | <b>183,833</b>                 | <b>0</b>                            | <b>2,000,000</b>           | <b>2,500,000</b> | <b>4,186,080</b>               | <b>3,132,000</b>               |
| <b>014</b> | <b>OFFICE OF THE PRIME MINISTER</b>                                 |                                |                                     |                            |                  |                                |                                |
| 4135       | Hurricane Dorian Restoration  | 0                              | 0                                   | 6,670,000                  | 0                | 0                              | 0                              |
|            | <b>TOTAL</b>  | <b>0</b>                       | <b>0</b>                            | <b>6,670,000</b>           | <b>0</b>         | <b>0</b>                       | <b>0</b>                       |
| <b>021</b> | <b>MINISTRY OF FINANCE</b>  |                                |                                     |                            |                  |                                |                                |
| 0001       | General Administration  | 47,261,609                     | 39,632,463                          | 74,264,170                 | 0                | 0                              | 0                              |
| 0440       | Economic Unit   | 0                              | 0                                   | 0                          | 2,000,000        | 4,651,200                      | 2,958,000                      |
| 0442       | Valuation Department  | 0                              | 0                                   | 0                          | 400,000          | 400,000                        | 400,000                        |
| 0443       | Facility Asset Management   | 0                              | 0                                   | 0                          | 3,000,000        | 2,674,440                      | 2,756,400                      |
| 0444       | Financial Management  | 0                              | 0                                   | 0                          | 12,730,000       | 10,232,640                     | 7,786,500                      |
| 0445       | Information Technology Unit   | 0                              | 0                                   | 0                          | 350,000          | 581,400                        | 609,000                        |
| 0473       | Office of the Prime Minister  | 0                              | 0                                   | 0                          | 4,764,170        | 0                              | 0                              |
| 4001       | Investment In Green Technology (Renewable)                          | 2,400,000                      | 0                                   | 5,000,000                  | 0                | 0                              | 0                              |
| 4003       | Trade Sector Support  | 48,873                         | 0                                   | 0                          | 0                | 0                              | 0                              |
| 4004       | Performance Monitoring and Public Financial Management              | 2,199,979                      | 2,575,191                           | 3,000,000                  | 3,000,000        | 3,884,000                      | 2,610,000                      |
| 4068       | Skills For Current and Future Jobs In The Bahamas                   | 0                              | 0                                   | 500,000                    | 250,000          | 465,120                        | 348,000                        |
| 4111       | Inland Revenue  | 0                              | 0                                   | 1,000,000                  | 0                | 0                              | 0                              |
| 4112       | Small & Medium Size Businesses                                      | 0                              | 5,567,175                           | 6,000,000                  | 55,000,000       | 20,875,462                     | 10,440,000                     |
| 4114       | The Pointe - Electrical Infrastructure                              | 0                              | 0                                   | 3,000,000                  | 0                | 0                              | 0                              |



# ANNEX 8 - CAPITAL EXPENDITURES BY SPENDING UNIT



| SPEND NO.    | TITLE OF SPEND                                 | PROVISIONAL ACTUAL EXPENDITURE | EXPENDITURE (PROVISIONAL) JUL - MAR | REVISED APPROVED ESTIMATES | ESTIMATES          | PRELIMINARY FORECAST ESTIMATES | PRELIMINARY FORECAST ESTIMATES |
|--------------|--|--------------------------------|-------------------------------------|----------------------------|--------------------|--------------------------------|--------------------------------|
|              |  | 2018/2019                      | 2019/2020                           | 2019/2020                  | 2020/2021          | 2021/2022                      | 2022/2023                      |
|              |  | \$                             | \$                                  | \$                         | \$                 | \$                             | \$                             |
| 4125         | Family Island Solarization Project             | 0                              | 0                                   | 0                          | 25,740,000         | 0                              | 0                              |
| 4126         | Street Lighting                                | 0                              | 0                                   | 0                          | 8,000,000          | 0                              | 0                              |
| 4127         | Restoration of Abaco                           | 0                              | 0                                   | 0                          | 46,014,000         | 6,579,396                      | 0                              |
| 4128         | Restoration of Grand Bahama                    | 0                              | 0                                   | 0                          | 4,665,000          | 0                              | 0                              |
| 4134         | Hurricane Dorian-IDB                           | 0                              | 27,526,623                          | 25,000,000                 | 0                  | 0                              | 0                              |
| 4135         | Hurricane Dorian Restoration                   | 0                              | 0                                   | 42,937,880                 | 15,000,000         | 3,273,282                      | 0                              |
| 4137         | Health & Safety (COVID-19 )                    | 0                              | 5,000,000                           | 0                          | 0                  | 0                              | 0                              |
| <b>TOTAL</b> |  | <b>51,910,461</b>              | <b>80,301,452</b>                   | <b>160,702,050</b>         | <b>180,913,170</b> | <b>53,616,940</b>              | <b>27,907,900</b>              |
| <b>022</b>   | <b>TREASURY DEPARTMENT</b>                     |                                |                                     |                            |                    |                                |                                |
| 4135         | Hurricane Dorian Restoration                   | 0                              | 0                                   | 125,000                    | 0                  | 0                              | 0                              |
| <b>TOTAL</b> |  | <b>0</b>                       | <b>0</b>                            | <b>125,000</b>             | <b>0</b>           | <b>0</b>                       | <b>0</b>                       |
| <b>023</b>   | <b>CUSTOMS DEPARTMENT</b>                      |                                |                                     |                            |                    |                                |                                |
| 0001         | General Administration                         | 0                              | 0                                   | 0                          | 370,000            | 104,652                        | 78,300                         |
| 0445         | Information Technology Unit                    | 0                              | 0                                   | 0                          | 1,000,000          | 1,139,544                      | 852,600                        |
| 0446         | Customs Maintenance Unit                       | 0                              | 0                                   | 0                          | 1,130,000          | 151,164                        | 113,100                        |
| 4003         | Trade Sector Support                           | 0                              | 2,386,705                           | 2,418,000                  | 0                  | 0                              | 0                              |
| 4135         | Hurricane Dorian Restoration                   | 0                              | 0                                   | 1,000,000                  | 0                  | 0                              | 0                              |
| <b>TOTAL</b> |  | <b>0</b>                       | <b>2,386,705</b>                    | <b>3,418,000</b>           | <b>2,500,000</b>   | <b>1,395,360</b>               | <b>1,044,000</b>               |
| <b>028</b>   | <b>DEPARTMENT OF INLAND REVENUE</b>            |                                |                                     |                            |                    |                                |                                |
| 4135         | Hurricane Dorian Restoration                   | 0                              | 0                                   | 69,840                     | 0                  | 0                              | 0                              |
| <b>TOTAL</b> |  | <b>0</b>                       | <b>0</b>                            | <b>69,840</b>              | <b>0</b>           | <b>0</b>                       | <b>0</b>                       |
| <b>029</b>   | <b>MINISTRY OF NATIONAL SECURITY</b>           |                                |                                     |                            |                    |                                |                                |
| 0001         | General Administration                         | 4,357,538                      | 4,265,793                           | 0                          | 143,000            | 23,256                         | 17,400                         |
| 0459         | Bahamas Department of Correctional Services    | 0                              | 0                                   | 0                          | 4,656,142          | 4,341,145                      | 1,435,945                      |
| 0460         | Royal Bahamas Police Force                     | 0                              | 0                                   | 0                          | 5,195,171          | 5,908,293                      | 3,978,322                      |
| 0461         | Forensic Lab                                   | 0                              | 0                                   | 0                          | 200,000            | 116,280                        | 87,000                         |
| 0462         | Police Band Department                         | 0                              | 0                                   | 0                          | 100,000            | 116,280                        | 43,500                         |
| 0463         | Police K-9 Unit                                | 0                              | 0                                   | 0                          | 100,000            | 58,140                         | 43,500                         |
| 4010         | Computerization of Voters Registration Process | 0                              | 0                                   | 2,500,000                  | 0                  | 0                              | 0                              |
| 4115         | Military Equipment Acquisition                 | 0                              | 4,100,000                           | 9,500,000                  | 9,605,687          | 15,142,928                     | 604,936                        |
| <b>TOTAL</b> |  | <b>4,357,538</b>               | <b>8,365,793</b>                    | <b>12,000,000</b>          | <b>20,000,000</b>  | <b>25,706,322</b>              | <b>6,210,603</b>               |
| <b>030</b>   | <b>DEPARTMENT OF IMMIGRATION</b>               |                                |                                     |                            |                    |                                |                                |
| 0001         | General Administration                         | 0                              | 0                                   | 117,000                    | 0                  | 0                              | 0                              |

# ANNEX 8 - CAPITAL EXPENDITURES BY SPENDING UNIT



| SPEND NO.    | TITLE OF SPEND                       | PROVISIONAL ACTUAL EXPENDITURE | EXPENDITURE (PROVISIONAL) JUL - MAR | REVISED APPROVED ESTIMATES | ESTIMATES          | PRELIMINARY FORECAST ESTIMATES | PRELIMINARY FORECAST ESTIMATES |
|--------------|--------------------------------------|--------------------------------|-------------------------------------|----------------------------|--------------------|--------------------------------|--------------------------------|
|              |                                      | 2018/2019                      | 2019/2020                           | 2019/2020                  | 2020/2021          | 2021/2022                      | 2022/2023                      |
|              |                                      | \$                             | \$                                  | \$                         | \$                 | \$                             | \$                             |
| <b>TOTAL</b> |                                      | <b>0</b>                       | <b>0</b>                            | <b>117,000</b>             | <b>0</b>           | <b>0</b>                       | <b>0</b>                       |
| <b>032</b>   | <b>ROYAL BAHAMAS DEFENCE FORCE</b>   |                                |                                     |                            |                    |                                |                                |
| 0001         | General Administration               | 9,048,877                      | 237,132                             | 1,030,000                  | 430,000            | 348,840                        | 261,000                        |
| 0304         | Engineering Department               | 0                              | 0                                   | 0                          | 750,000            | 1,173,884                      | 878,700                        |
| 0315         | RBDF Medical Facility                | 0                              | 0                                   | 0                          | 100,000            | 116,280                        | 87,000                         |
| 0468         | RBDF - Capital Developemnt           | 0                              | 0                                   | 0                          | 3,819,750          | 5,139,576                      | 3,845,400                      |
| 4115         | Military Equipment Acquisition       | 0                              | 625,480                             | 2,450,000                  | 4,900,250          | 2,523,276                      | 1,887,900                      |
| 4116         | Structure Upgrade                    | 0                              | 768,917                             | 4,520,000                  | 0                  | 0                              | 0                              |
| 4135         | Hurricane Dorian Restoration         | 0                              | 219,988                             | 888,460                    | 0                  | 0                              | 0                              |
| <b>TOTAL</b> |                                      | <b>9,048,877</b>               | <b>1,851,517</b>                    | <b>8,888,460</b>           | <b>10,000,000</b>  | <b>9,301,856</b>               | <b>6,960,000</b>               |
| <b>033</b>   | <b>MINISTRY OF PUBLIC WORKS</b>      |                                |                                     |                            |                    |                                |                                |
| 0001         | General Administration               | 97,477,481                     | 920,182                             | 3,853,750                  | 1,000,000          | 137,908                        | 95,700                         |
| 0441         | Project Implementation Unit          | 0                              | 0                                   | 0                          | 13,180,355         | 29,643,262                     | 22,378,910                     |
| 0464         | Mechanical & Electrical Engineering  | 0                              | 0                                   | 0                          | 2,936,000          | 3,081,420                      | 2,305,500                      |
| 0465         | Structural Engineering               | 0                              | 0                                   | 0                          | 21,212,985         | 24,418,800                     | 13,050,000                     |
| 0466         | Civil Engineering                    | 0                              | 0                                   | 0                          | 69,331,774         | 45,192,222                     | 26,883,000                     |
| 0467         | Architectural                        | 0                              | 0                                   | 0                          | 35,036,407         | 21,104,820                     | 14,050,500                     |
| 4005         | Airport Infrastructure               | 0                              | 3,462,314                           | 10,826,816                 | 0                  | 0                              | 0                              |
| 4015         | Climate Resilient Coastal Management | 642,340                        | 374,925                             | 3,493,000                  | 0                  | 0                              | 0                              |
| 4084         | Disaster Risk Management Plan        | 0                              | 231,072                             | 400,000                    | 400,000            | 465,120                        | 348,000                        |
| 4110         | Ministry Of Works-Epris              | 0                              | 73,935                              | 1,235,830                  | 2,000,000          | 2,325,600                      | 1,740,000                      |
| 4116         | Structure Upgrade                    | 0                              | 11,780,728                          | 18,026,583                 | 0                  | 0                              | 0                              |
| 4117         | Assessment & Design Services         | 0                              | 1,109,947                           | 5,000,000                  | 0                  | 0                              | 0                              |
| 4118         | National Disaster Assistance         | 0                              | 1,677,902                           | 5,550,001                  | 6,000,000          | 9,767,519                      | 7,306,500                      |
| 4119         | Construction of Gymnasiums           | 0                              | 635,217                             | 4,846,162                  | 0                  | 0                              | 0                              |
| 4120         | Bridges & Docks Infrastructure       | 0                              | 5,112,521                           | 10,346,000                 | 0                  | 0                              | 0                              |
| 4121         | Roadworks Infrastructure             | 0                              | 20,412,996                          | 30,157,688                 | 0                  | 0                              | 0                              |
| 4135         | Hurricane Dorian Restoration         | 0                              | 13,099,844                          | 361,690                    | 0                  | 0                              | 0                              |
| <b>TOTAL</b> |                                      | <b>98,119,821</b>              | <b>58,891,583</b>                   | <b>94,097,520</b>          | <b>151,097,521</b> | <b>136,136,671</b>             | <b>88,158,110</b>              |
| <b>038</b>   | <b>MINISTRY OF EDUCATION</b>         |                                |                                     |                            |                    |                                |                                |
| 0001         | General Administration               | 41,246,368                     | 1,124,350                           | 4,089,224                  | 0                  | 0                              | 0                              |
| 0445         | Information Technology Unit          | 0                              | 0                                   | 0                          | 50,000             | 58,140                         | 43,500                         |
| 0452         | Physical Plant Unit                  | 0                              | 0                                   | 0                          | 49,091,241         | 58,313,316                     | 45,320,913                     |

# ANNEX 8 - CAPITAL EXPENDITURES BY SPENDING UNIT



| SPEND NO.    | TITLE OF SPEND                                      | PROVISIONAL ACTUAL EXPENDITURE | EXPENDITURE (PROVISIONAL) JUL - MAR | REVISED APPROVED ESTIMATES | ESTIMATES         | PRELIMINARY FORECAST ESTIMATES | PRELIMINARY FORECAST ESTIMATES |
|--------------|---|--------------------------------|-------------------------------------|----------------------------|-------------------|--------------------------------|--------------------------------|
|              |   | 2018/2019                      | 2019/2020                           | 2019/2020                  | 2020/2021         | 2021/2022                      | 2022/2023                      |
|              |   | \$                             | \$                                  | \$                         | \$                | \$                             | \$                             |
| 0453         | Security Division                                   | 0                              | 0                                   | 0                          | 527,000           | 612,796                        | 458,490                        |
| 0454         | Tertiary Education - Bahamas Vocational & Technical | 0                              | 0                                   | 0                          | 4,700,000         | 4,237,640                      | 2,349,000                      |
| 0455         | Tertiary Education - University of The Bahamas      | 0                              | 0                                   | 0                          | 1,000,000         | 1,098,000                      | 0                              |
| 4002         | Digital Government Initiative                       | 2,468,918                      | 2,752,001                           | 11,258,052                 | 11,528,647        | 13,405,510                     | 10,029,923                     |
| 4016         | Constructions of Schools                            | 0                              | 14,703,516                          | 24,398,295                 | 0                 | 0                              | 0                              |
| 4116         | Structure Upgrade                                   | 0                              | 21,732,474                          | 6,241,429                  | 0                 | 0                              | 0                              |
| 4135         | Hurricane Dorian Restoration                        | 0                              | 0                                   | 6,310,000                  | 0                 | 0                              | 0                              |
| <b>TOTAL</b> |   | <b>43,715,286</b>              | <b>40,312,341</b>                   | <b>52,297,000</b>          | <b>66,896,888</b> | <b>77,725,402</b>              | <b>58,201,826</b>              |
| <b>040</b>   | <b>MINISTRY OF TRANSPORT &amp; LOCAL GOVERNMENT</b> |                                |                                     |                            |                   |                                |                                |
| 0001         | General Administration                              | 0                              | 460                                 | 0                          | 0                 | 0                              | 0                              |
| 0469         | Road Traffic Development                            | 0                              | 0                                   | 0                          | 35,000            | 50,000                         | 50,000                         |
| 0470         | Local Government Department                         | 0                              | 0                                   | 0                          | 224,040           | 173,260                        | 125,000                        |
| 0471         | Port Department                                     | 0                              | 0                                   | 0                          | 240,960           | 358,140                        | 260,000                        |
| 4116         | Structure Upgrade                                   | 0                              | 452,446                             | 450,000                    | 0                 | 0                              | 0                              |
| 4122         | Acquisition of Navigational Aides                   | 0                              | 0                                   | 50,000                     | 0                 | 0                              | 0                              |
| 4135         | Hurricane Dorian Restoration                        | 0                              | 0                                   | 60,200                     | 0                 | 0                              | 0                              |
| <b>TOTAL</b> |   | <b>0</b>                       | <b>452,906</b>                      | <b>560,200</b>             | <b>500,000</b>    | <b>581,400</b>                 | <b>435,000</b>                 |
| <b>045</b>   | <b>DEPARTMENT OF HOUSING</b>                        |                                |                                     |                            |                   |                                |                                |
| 0001         | General Administration                              | 1,209,543                      | 0                                   | 0                          | 0                 | 0                              | 0                              |
| 4123         | Development of Housing                              | 0                              | 174,127                             | 3,000,000                  | 0                 | 0                              | 0                              |
| <b>TOTAL</b> |   | <b>1,209,543</b>               | <b>174,127</b>                      | <b>3,000,000</b>           | <b>0</b>          | <b>0</b>                       | <b>0</b>                       |
| <b>048</b>   | <b>DEPARTMENT OF LABOUR</b>                         |                                |                                     |                            |                   |                                |                                |
| 4135         | Hurricane Dorian Restoration                        | 0                              | 0                                   | 115,000                    | 0                 | 0                              | 0                              |
| <b>TOTAL</b> |   | <b>0</b>                       | <b>0</b>                            | <b>115,000</b>             | <b>0</b>          | <b>0</b>                       | <b>0</b>                       |
| <b>053</b>   | <b>PORT DEPARTMENT</b>                              |                                |                                     |                            |                   |                                |                                |
| 0001         | General Administration                              | 499,939                        | 0                                   | 0                          | 0                 | 0                              | 0                              |
| 4135         | Hurricane Dorian Restoration                        | 0                              | 0                                   | 42,000                     | 0                 | 0                              | 0                              |
| <b>TOTAL</b> |   | <b>499,939</b>                 | <b>0</b>                            | <b>42,000</b>              | <b>0</b>          | <b>0</b>                       | <b>0</b>                       |
| <b>054</b>   | <b>DEPARTMENT OF ROAD TRAFFIC</b>                   |                                |                                     |                            |                   |                                |                                |
| 4135         | Hurricane Dorian Restoration                        | 0                              | 0                                   | 27,000                     | 0                 | 0                              | 0                              |
| <b>TOTAL</b> |   | <b>0</b>                       | <b>0</b>                            | <b>27,000</b>              | <b>0</b>          | <b>0</b>                       | <b>0</b>                       |
| <b>055</b>   | <b>DEPARTMENT OF METEOROLOGY</b>                    |                                |                                     |                            |                   |                                |                                |
| 4135         | Hurricane Dorian Restoration                        | 0                              | 0                                   | 10,900                     | 0                 | 0                              | 0                              |

# ANNEX 8 - CAPITAL EXPENDITURES BY SPENDING UNIT



| SPEND NO.    | TITLE OF SPEND  | PROVISIONAL ACTUAL EXPENDITURE | EXPENDITURE (PROVISIONAL) JUL - MAR | REVISED APPROVED ESTIMATES | ESTIMATES         | PRELIMINARY FORECAST ESTIMATES | PRELIMINARY FORECAST ESTIMATES |
|--------------|---|--------------------------------|-------------------------------------|----------------------------|-------------------|--------------------------------|--------------------------------|
|              |   | 2018/2019                      | 2019/2020                           | 2019/2020                  | 2020/2021         | 2021/2022                      | 2022/2023                      |
|              |   | \$                             | \$                                  | \$                         | \$                | \$                             | \$                             |
| <b>TOTAL</b> |   | <b>0</b>                       | <b>0</b>                            | <b>10,900</b>              | <b>0</b>          | <b>0</b>                       | <b>0</b>                       |
| <b>056</b>   | <b>MINISTRY OF AGRICULTURE &amp; MARINE RESOURCES</b> |                                |                                     |                            |                   |                                |                                |
| 0001         | General Administration                                | 597,653                        | 99,580                              | 390,000                    | 54,000            | 102,208                        | 76,900                         |
| 0443         | Facility Asset Management                             | 0                              | 0                                   | 0                          | 350,000           | 116,280                        | 0                              |
| 0447         | Fisheries Department                                  | 0                              | 0                                   | 0                          | 85,000            | 197,676                        | 147,900                        |
| 0448         | Protective Agricultural Unit                          | 0                              | 0                                   | 0                          | 100,000           | 232,560                        | 174,000                        |
| 0472         | Food Security   | 0                              | 0                                   | 0                          | 3,000,000         | 0                              | 0                              |
| 4116         | Structure Upgrade                                     | 0                              | 0                                   | 390,000                    | 0                 | 0                              | 0                              |
| 4135         | Hurricane Dorian Restoration                          | 0                              | 19,740                              | 25,000                     | 0                 | 0                              | 0                              |
| <b>TOTAL</b> |   | <b>597,653</b>                 | <b>119,320</b>                      | <b>805,000</b>             | <b>3,589,000</b>  | <b>648,724</b>                 | <b>398,800</b>                 |
| <b>058</b>   | <b>DEPARTMENT OF MARINE RESOURCES</b>                 |                                |                                     |                            |                   |                                |                                |
| 4135         | Hurricane Dorian Restoration                          | 0                              | 0                                   | 356,000                    | 0                 | 0                              | 0                              |
| <b>TOTAL</b> |   | <b>0</b>                       | <b>0</b>                            | <b>356,000</b>             | <b>0</b>          | <b>0</b>                       | <b>0</b>                       |
| <b>060</b>   | <b>MINISTRY OF HEALTH</b>                             |                                |                                     |                            |                   |                                |                                |
| 0001         | General Administration                                | 11,631,897                     | 0                                   | 0                          | 0                 | 0                              | 0                              |
| 0541         | PHA - Princess Margaret Hospital                      | 0                              | 0                                   | 0                          | 9,000,000         | 8,272,934                      | 6,090,000                      |
| 0550         | PHA - Sandilands Rehab Center                         | 0                              | 0                                   | 0                          | 3,000,000         | 8,272,933                      | 6,090,000                      |
| 0590         | PHA - Corporate Office                                | 0                              | 0                                   | 0                          | 9,000,000         | 8,272,933                      | 6,090,000                      |
| 0600         | Department of Public Health                           | 0                              | 0                                   | 0                          | 9,000,000         | 7,076,800                      | 7,920,000                      |
| 4116         | Structure Upgrade                                     | 0                              | 4,181,970                           | 12,000,000                 | 0                 | 0                              | 0                              |
| 4135         | Hurricane Dorian Restoration                          | 0                              | 0                                   | 10,072,000                 | 9,000,000         | 0                              | 0                              |
| <b>TOTAL</b> |   | <b>11,631,897</b>              | <b>4,181,970</b>                    | <b>22,072,000</b>          | <b>39,000,000</b> | <b>31,895,600</b>              | <b>26,190,000</b>              |
| <b>067</b>   | <b>MINISTRY OF TOURISM &amp; AVIATION</b>             |                                |                                     |                            |                   |                                |                                |
| 0001         | General Administration                                | 0                              | 0                                   | 2,000,000                  | 1,500,000         | 1,944,200                      | 1,305,000                      |
| 0366         | Dept of Aviation                                      | 0                              | 0                                   | 0                          | 2,510,000         | 3,372,120                      | 2,523,000                      |
| <b>TOTAL</b> |   | <b>0</b>                       | <b>0</b>                            | <b>2,000,000</b>           | <b>4,010,000</b>  | <b>5,316,320</b>               | <b>3,828,000</b>               |
| <b>072</b>   | <b>MINISTRY OF THE ENVIRONMENT &amp; HOUSING</b>      |                                |                                     |                            |                   |                                |                                |
| 0001         | General Administration                                | 0                              | 85,761                              | 298,000                    | 250,000           | 290,360                        | 217,500                        |
| 0420         | Operation - G.I.S. Unit                               | 2,089,798                      | 951,702                             | 2,900,000                  | 2,900,000         | 3,372,120                      | 2,723,000                      |
| 0449         | Bahamas Public Parks & Parks Authority                | 0                              | 0                                   | 0                          | 298,000           | 346,514                        | 259,260                        |
| 0450         | Vector Controls Unit                                  | 0                              | 0                                   | 0                          | 400,000           | 406,980                        | 217,500                        |
| 4123         | Development of Housing                                | 0                              | 0                                   | 0                          | 8,000,000         | 11,880,000                     | 8,000,000                      |
| 4135         | Hurricane Dorian Restoration                          | 0                              | 0                                   | 1,080,000                  | 0                 | 0                              | 0                              |

# ANNEX 8 - CAPITAL EXPENDITURES BY SPENDING UNIT



| SPEND NO.    | TITLE OF SPEND  | PROVISIONAL ACTUAL EXPENDITURE | EXPENDITURE (PROVISIONAL) JUL - MAR | REVISED APPROVED ESTIMATES | ESTIMATES         | PRELIMINARY FORECAST ESTIMATES | PRELIMINARY FORECAST ESTIMATES |
|--------------|---|--------------------------------|-------------------------------------|----------------------------|-------------------|--------------------------------|--------------------------------|
|              |   | 2018/2019                      | 2019/2020                           | 2019/2020                  | 2020/2021         | 2021/2022                      | 2022/2023                      |
|              |   | \$                             | \$                                  | \$                         | \$                | \$                             | \$                             |
| <b>TOTAL</b> |   | <b>2,089,798</b>               | <b>1,037,463</b>                    | <b>4,278,000</b>           | <b>11,848,000</b> | <b>16,295,974</b>              | <b>11,417,260</b>              |
| <b>073</b>   | <b>DEPARTMENT OF TRANSFORMATION &amp; DIGITIZATION</b>                    |                                |                                     |                            |                   |                                |                                |
| 0001         | General Administration  | 0                              | 207,314                             | 1,500,000                  | 0                 | 0                              | 0                              |
| 0456         | IT Infrastructure   | 0                              | 0                                   | 0                          | 500,000           | 581,400                        | 473,901                        |
| 0457         | Business Delivery Group   | 0                              | 0                                   | 0                          | 1,000,000         | 1,162,800                      | 870,000                        |
| 0458         | Digitiation & Transformation Unit   | 0                              | 0                                   | 0                          | 8,000,000         | 9,593,355                      | 7,773,600                      |
| 1038         | Modernization Unit  | 0                              | 0                                   | 500,000                    | 1,000,000         | 1,164,840                      | 870,000                        |
| 4124         | IT Services   | 0                              | 91,736                              | 5,000,000                  | 900,000           | 1,046,520                      | 800,000                        |
| 4135         | Hurricane Dorian Restoration  | 0                              | 0                                   | 500,000                    | 600,000           | 72,556                         | 0                              |
| <b>TOTAL</b> |   | <b>0</b>                       | <b>299,050</b>                      | <b>7,500,000</b>           | <b>12,000,000</b> | <b>13,621,471</b>              | <b>10,787,501</b>              |
| <b>074</b>   | <b>MINISTRY FOR GRAND BAHAMA</b>  |                                |                                     |                            |                   |                                |                                |
| 0443         | Facility Asset Management   | 0                              | 0                                   | 0                          | 2,000,000         | 1,169,600                      | 870,000                        |
| 4135         | Hurricane Dorian Restoration  | 0                              | 480,688                             | 1,290,000                  | 0                 | 0                              | 0                              |
| <b>TOTAL</b> |   | <b>0</b>                       | <b>480,688</b>                      | <b>1,290,000</b>           | <b>2,000,000</b>  | <b>1,169,600</b>               | <b>870,000</b>                 |
| <b>075</b>   | <b>MINISTRY OF DISASTER PREPAREDNESS, MANAGEMENT &amp; RECONSTRUCTION</b> |                                |                                     |                            |                   |                                |                                |
| 0451         | BAH Disaster Reconstruction Authority                                     | 0                              | 0                                   | 0                          | 6,500,000         | 6,976,800                      | 5,614,000                      |
| <b>TOTAL</b> |   | <b>0</b>                       | <b>0</b>                            | <b>0</b>                   | <b>6,500,000</b>  | <b>6,976,800</b>               | <b>5,614,000</b>               |



COMMONWEALTH OF THE BAHAMAS

---

**THE MINISTRY OF FINANCE**  
CECIL WALLACE WHITFIELD CENTRE

West Bay Street • P.O.Box N-3017 • Nassau, Bahamas  
T: 242.327.1530 • Fax: 242.327.1618 • E: [mofgeneral@bahamas.gov.bs](mailto:mofgeneral@bahamas.gov.bs)  
[www.bahamas.gov.bs](http://www.bahamas.gov.bs)